


HD-20 Front Metal-Shell Right Angle Posted Connectors 8.08 [.318] Mount

Post Size — 0.66 [.026] Dia. Plug



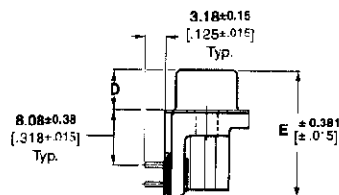
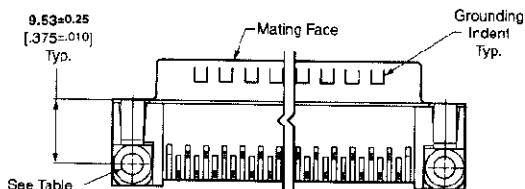
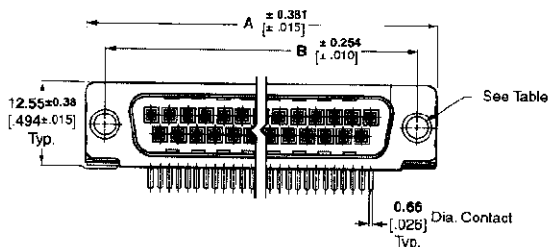
With Grounding Indents and Grounding Straps



With Threaded Insert



With Fixed Female Screwlock



Material and Finish:

- Front Shell — Steel, tin plated
- Housing — 94V-0 rated thermoplastic black
- Eyelets — Brass, tin plated
- Threaded Inserts — Zinc
- Female Screwlock — Zinc
- Boardlocks — Copper alloy, tin-lead plated
- Pin Contacts (Posted) — Brass, duplex plated as follows:
 - A — 0.00076 [.00030] gold on mating end, tin-lead on termination end, with entire contact nickel underplated
 - B — Gold flash on mating end, tin-lead on termination end with entire contact nickel underplated

Technical Documents:

- Product Specification — 108-40025
- Application Specification — 114-40010

Shell Size	No. of Contact Positions	Dimensions				Contact Finish (Plating Code)	Plug Part Numbers					
							Without Boardlocks			With Boardlocks		
		A	B	D	E		With Standard Mounting Holes	With Threaded Inserts	With Fixed Female Screwlocks	With Standard Mounting Holes	With Threaded Inserts	With Fixed Female Screwlocks
1	9	30.81	24.99	5.97	18.62	A	747250-2	747250-4	747250-6	747840-2	747840-4	747840-6
		1.213	.984	.235	.733	B	—	747250-3	—	—	747840-3	747840-5
2	15	39.14	33.33	5.97	18.62	A	747236-2	747236-4	747236-6	747841-2	747841-4	747841-6
		1.541	1.312	.235	.733	B	—	747236-3	—	—	747841-3	—
3	25	53.04	47.04	5.84	18.75	A	747238-2	747238-4	747238-6	747842-2	747842-4	747842-6
		2.088	1.852	.230	.738	B	747238-1	747238-3	—	—	747842-3	747842-5
4	37	69.32	63.50	5.84	18.80	A	747252-2	747252-4	—	747843-2	747843-4	747843-6
		2.729	2.500	.230	.740	B	—	—	—	—	747843-3	—

- Notes: 1. All plug connectors are preloaded with size 20 DF posted pin contacts.
- 2. Recommended PC board thickness is 1.58 [.062] for connectors with boardlocks and 2.36 [.093] max. for all others.