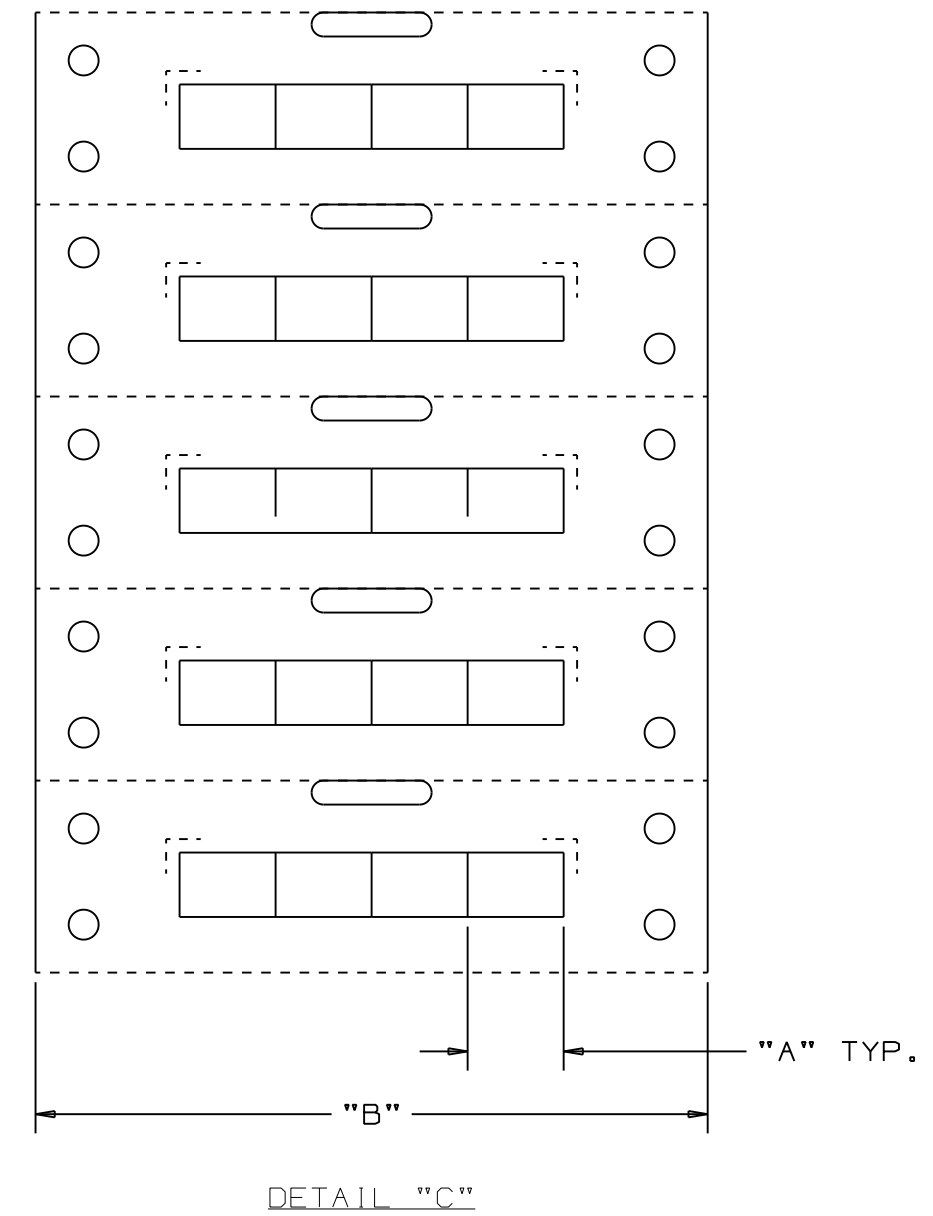
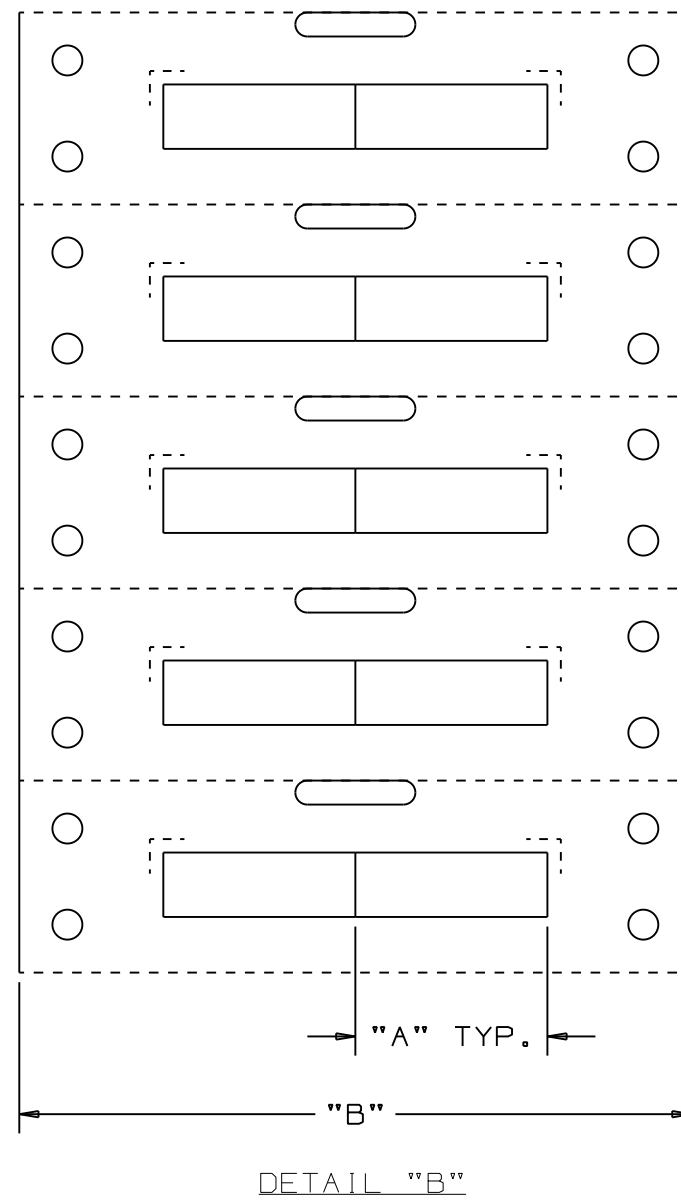
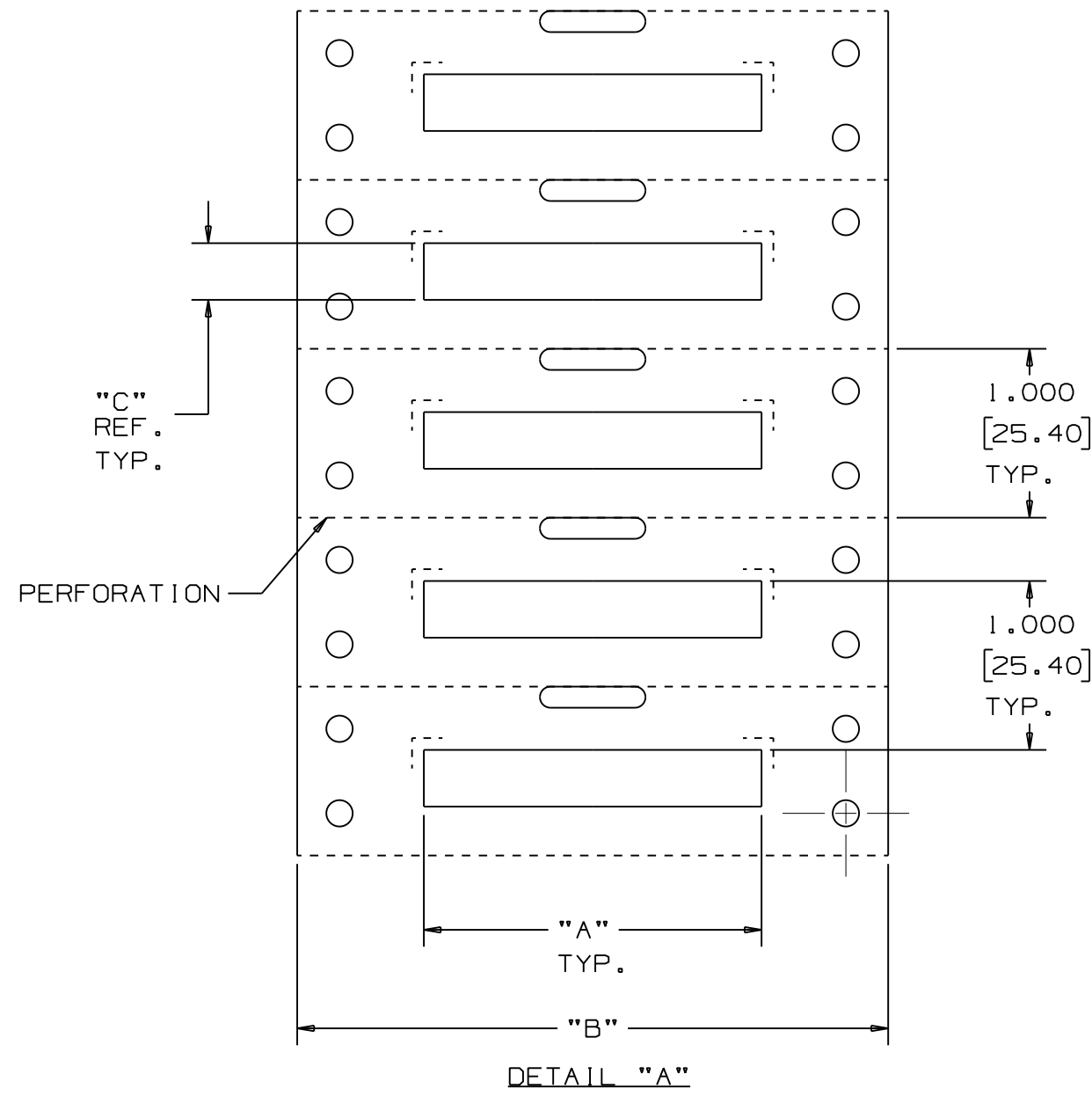
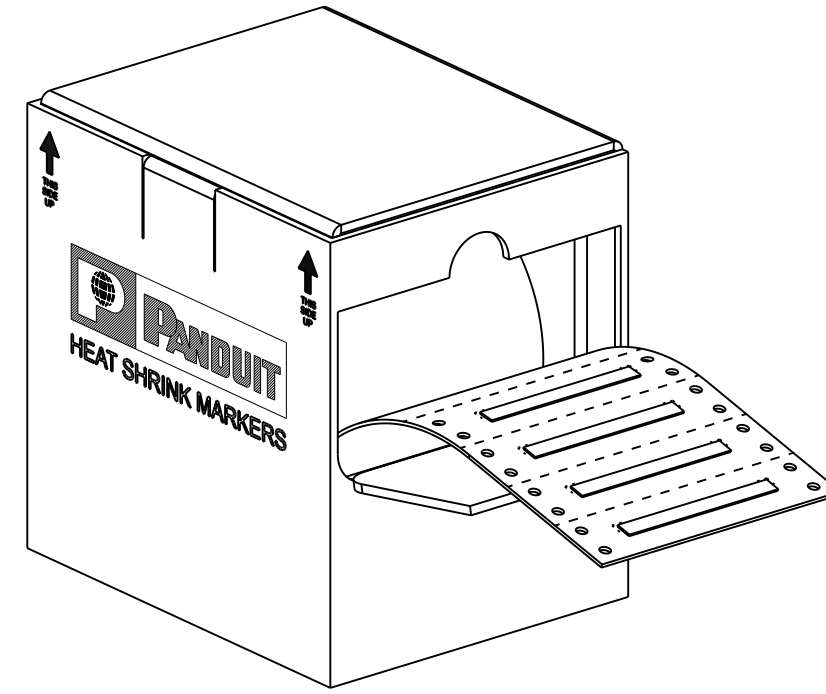
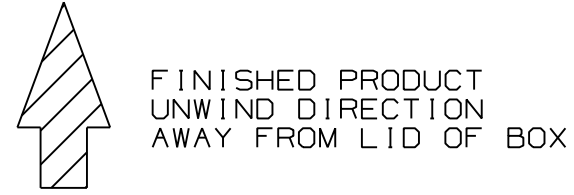


THIS COPY IS PROVIDED ON A RESTRICTED BASIS AND IS NOT TO BE USED IN ANY WAY DETRIMENTAL TO THE INTERESTS OF PANDUIT CORP.



PART NUMBER	SEE DETAIL	MATERIAL	"A"	"B"	"C"	MARKER ACROSS	TUBING COLOR
H050X034H1T	C		0.50 [12.70]			4	
H075X034H1T	B		0.75 [19.05]			2	
H100X034H1T	B		1.00 [25.40]			2	WHITE
H150X034H1T	A		1.50 [38.10]			1	
H200X034H1T	A		2.00 [50.80]			1	
H050X034H2T	C		0.50 [12.70]			4	
H075X034H2T	B		0.75 [19.05]			2	YELLOW
H100X034H2T	B		1.00 [25.40]			2	
H150X034H2T	A		1.50 [38.10]			1	
H200X034H2T	A		2.00 [50.80]			1	
H050X034H3T	C		0.50 [12.70]			4	
H075X034H3T	B		0.75 [19.05]			2	
H100X034H3T	B		1.00 [25.40]	3.50 [88.90]	0.335 [8.51]	2	BLACK
H150X034H3T	A		1.50 [38.10]			1	
H200X034H3T	A		0.75 [19.05]			1	
H050X034H4T	C		0.50 [12.70]			4	
H075X034H4T	B		0.75 [19.05]			2	
H100X034H4T	B		1.00 [25.40]			2	RED
H150X034H4T	A		1.50 [38.10]			1	
H200X034H4T	A		0.75 [19.05]			1	
H050X034H1T-B	C		0.50 [12.70]			4	
H075X034H1T-B	B		0.75 [19.05]			2	WHITE
H100X034H1T-B	B		1.00 [25.40]			2	
H150X034H1T-B	A		1.50 [38.10]			1	
H200X034H1T-B	A		2.00 [50.80]			1	

NOTES:
 1. DIMENSIONS IN [] ARE IN MILLIMETERS.
 2. SEE MFG. DRAWING NO. A61337.

REV	DATE	BY	CHK	DESCRIPTION	ECN	R	CUST	SUP	GMBH	CHK'D
4	2/8/08	RVU		ADDED NEW P/N: H075X034H2T AND H150X034H2T.	5286	R				
3	10/17/07	RVU	DAPE	ADDED NEW P/N: H050X034H4T, H075X034H4T, H100X034H4T, H150X034H4T, AND H200X034H4T. 1/2" .032 WAS 1/4" .015.	5183	R				
2	9/4/07	RVU	DAPE	ADDED NEW P/N: H050X034H3T, H075X034H3T, H100X034H3T, AND H150X034H3T.	5125	R				
1	1-31-07	RVU	DWY	REVISED VIEW OF BOX, AND TOL. ADDED NOTES 1 & 2.	4859	R				
0	8-1-06	RVU	DWY	DRAWING RELEASE.	4613	R				

CAD FILENAME/LAYERS 100472M0_A61433_HxxxxX034HxT_04.PRT										
PANDUIT CORP TINLEY PARK, ILLINOIS										
CUSTOMER DRAWING H***X034H** OPTIMUM COMPUTER PRINTABLE MIL. SPEC. HEAT SHRINK MARKERS										
					UNLESS OTHERWISE SPECIFIED, DIMENSIONAL TOLERANCES ARE: (.X) ± .03 (.XXX) ± .010 (.XX) ± .032 ANGLES ±			UNLESS OTHERWISE SPECIFIED, ALL DIMENSIONS ARE GIVEN IN INCHES, THIRD ANGLE PROJECTION		
DRAWN BY RVU		MAT'L: SEE TABLE		SCALE NTS		DRAWING NO. C10433		DWG C		SIZE C