

Features

- **Global certificates**
- Universal AC input / Full range
- 3 pole AC inlet IEC320-C14, Class I power unit
- Built-in active PFC function
- No load power consumption < 0.15W
- **Energy efficiency Level VI**
- Comply with EISA 2007/DoE, NRCAN, Korea K-MEPS, AU/NZ MEPS, EU ErP and CoC Version 5
- Protections: Short circuit / Overload / Over voltage / Over temperature
- Fully enclosed plastic case
- -30~+70°C wide range working temperature
- LED indicator for power on
- Various DC plug quick adapter accessory available (Plug kit sold separately, please refer to : http://www.meanwell.com/upload/pdf/DC_plug.pdf)
- 3 years warranty

Applications

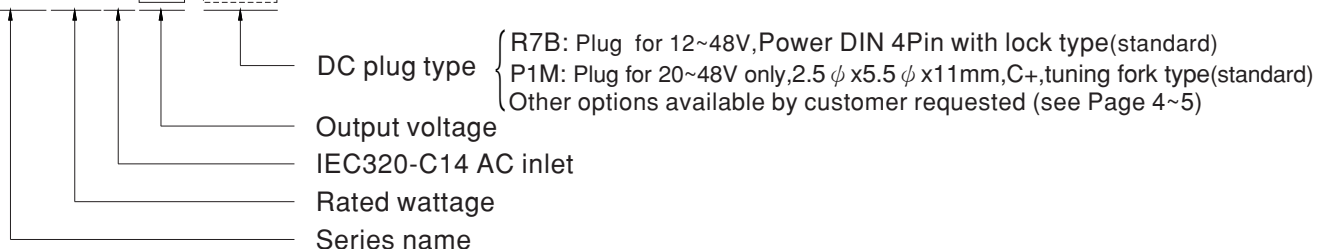
- Consumer electronic devices
- Telecommunication devices
- Office facilities
- Industrial equipments

Description

GST120A is a highly reliable, 120W desktop style single-output green adaptor series. This product is a class I power unit (with FG), equipped with a standard IEC320-C14 AC inlet and adopting the input range from 85VAC to 264VAC. The entire series supplies different models with output voltages ranging between 12VDC and 48VDC that can satisfy the demands for various types of consumer electronic devices. With the efficiency up to 91% and the extremely low no-load power consumption below 0.15W, GST120A is compliant with USA EISA 2007/DoE, Canada NRCAN, Australia and New Zealand MEPS, Korea K-MEPS, EU ErP and Code of Conduct (CoC) Version 5. The supreme feature allows the adaptor to save the energy when it is either under the operating mode or the standby mode. The entire series utilizes the 94V-0 flame retardant plastic case. GST120A is certified for the international safety regulations.

Model Encoding

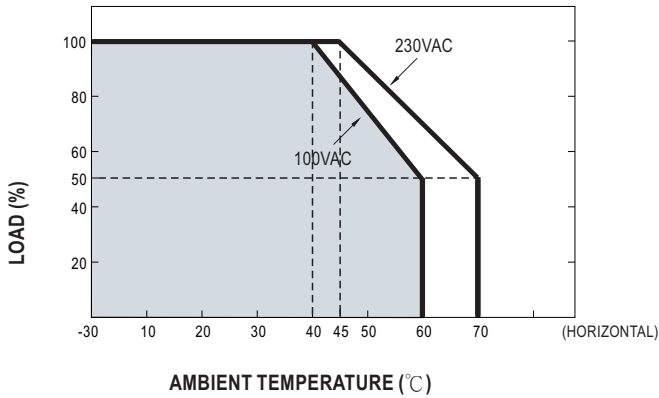
GST 120A 12 -R7B



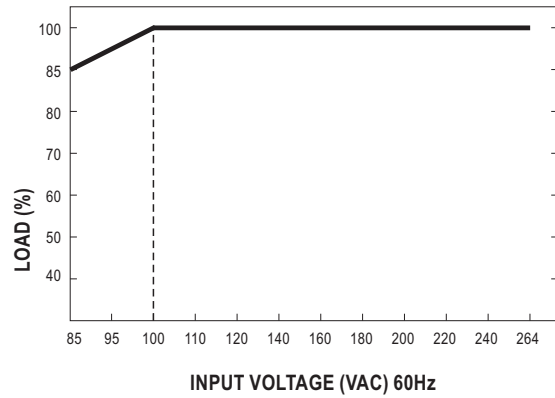
SPECIFICATION

| ORDER NO. | | GST120A12-R7B | GST120A15-R7B | GST120A20- <input type="checkbox"/> <input type="checkbox"/> =R7B,P1M | GST120A24- <input type="checkbox"/> <input type="checkbox"/> =R7B,P1M | GST120A48- <input type="checkbox"/> <input type="checkbox"/> =R7B,P1M | |
|----------------------------|---|---|--|--|--|--|-------|
| OUTPUT | SAFETY MODEL NO. | GST120A12 | GST120A15 | GST120A20 | GST120A24 | GST120A48 | |
| | DC VOLTAGE | 12V | 15V | 20V | 24V | 48V | |
| | RATED CURRENT | 8.5A | 7A | 6A | 5A | 2.5A | |
| | CURRENT RANGE | 0 ~ 8.5A | 0 ~ 7A | 0 ~ 6A | 0 ~ 5A | 0 ~ 2.5A | |
| | RATED POWER (max.) | 102W | 105W | 120W | 120W | 120W | |
| | RIPPLE & NOISE (max.) Note.2 | 120mVp-p | 120mVp-p | 150mVp-p | 180mVp-p | 200mVp-p | |
| | VOLTAGE TOLERANCE Note.3 | ±5.0% | ±5.0% | ±5.0% | ±3.0% | ±2.5% | |
| | LINE REGULATION Note.4 | ±1.0% | ±1.0% | ±1.0% | ±1.0% | ±1.0% | |
| | LOAD REGULATION | ±5.0% | ±5.0% | ±4.0% | ±3.0% | ±2.5% | |
| | SETUP, RISE TIME Note.5 | 2000ms, 30ms / 230VAC 2500ms, 30ms / 115VAC at full load | | | | | |
| HOLD UP TIME (Typ.) | 20ms / 230VAC 20ms / 115VAC at full load | | | | | | |
| INPUT | VOLTAGE RANGE Note.6 | 85 ~ 264VAC 120 ~ 370VDC | | | | | |
| | FREQUENCY RANGE | 47 ~ 63Hz | | | | | |
| | POWER FACTOR (Typ.) | PF>0.93 / 230VAC PF>0.97 / 115VAC at full load | | | | | |
| | EFFICIENCY (Typ.) | R7B | 88.5% | 89% | 90% | 90.5% | 91% |
| | | P1M | ----- | ----- | 89% | 89.5% | 90.5% |
| | AC CURRENT | 1.4A / 115VAC 0.7A / 230VAC | | | | | |
| | INRUSH CURRENT (max.) | Cold start 35 / 115AC 70A / 230VAC | | | | | |
| LEAKAGE CURRENT(max.) | 0.75mA / 240VAC | | | | | | |
| PROTECTION | OVERLOAD | 105 ~ 160% rated output power Protection type : Hiccup mode, recovers automatically after fault condition is removed | | | | | |
| | OVER VOLTAGE | 105 ~ 135% rated output voltage Protection type : Shut down o/p voltage, re-power on to recover | | | | | |
| | OVER TEMPERATURE | Shut down o/p voltage, re-power on to recover | | | | | |
| ENVIRONMENT | WORKING TEMP. | -30 ~ +70°C (Refer to "Derating Curve") | | | | | |
| | WORKING HUMIDITY | 20% ~ 90% RH non-condensing | | | | | |
| | STORAGE TEMP., HUMIDITY | -40 ~ +85°C, 10 ~ 95% RH non-condensing | | | | | |
| | TEMP. COEFFICIENT | ±0.03% / °C (0~45°C) | | | | | |
| | VIBRATION | 10 ~ 500Hz, 2G 10min./1cycle, period for 60min. each along X, Y, Z axes | | | | | |
| SAFETY & EMC (Note. 8) | SAFETY STANDARDS Note. 7 | UL62368-1, CSA C22.2 No. 62368-1, TUV EN62368-1, BSMI CNS14336, CCC GB4943.1, PSE J62368-1, AS/NZS 60950.1, BIS IS13252, KC K60950-1, EAC TP TC 004 approved; SIRIM MS IEC60950-1 (optional) approved | | | | | |
| | WITHSTAND VOLTAGE | I/P-O/P: 3KVAC | | | | | |
| | ISOLATION RESISTANCE | I/P-O/P:100M Ohms / 500VDC / 25°C / 70% RH | | | | | |
| | EMC EMISSION | Parameter | Standard | | | Test Level / Note | |
| | | Conducted emission | EN55032(CISPR32),FCC PART 15 / CISPR22 CAN ICES-3(B)/NMB-3(B),CNS13438,GB17625.1 EAC TP TC 020,MSIP KN32 | | | Class B | |
| | | Radiated emission | EN55032(CISPR32),FCC PART 15 / CISPR22 CAN ICES-3(B)/NMB-3(B),CNS13438,GB17625.1 EAC TP TC 020,MSIP KN32 | | | Class B | |
| | | Harmonic current | EN61000-3-2,GB9254 | | | Class A | |
| | | Voltage flicker | EN61000-3-3 | | | ----- | |
| | EMC IMMUNITY | Parameter | Standard | | | Test Level /Note | |
| | | ESD | EN61000-4-2 | | | Level 4, 15KV air; Level 4, 8KV contact | |
| RF field susceptibility | | EN61000-4-3 | | | Level 2, 3V/m | | |
| EFT bursts | | EN61000-4-4 | | | Level 2, 1KV | | |
| Surge susceptibility | | EN61000-4-5 | | | Level 3, 1KV/Line-Line, 2KV/Line-FG | | |
| Conducted susceptibility | | EN61000-4-6 | | | Level 2, 3V | | |
| Magnetic field immunity | | EN61000-4-8 | | | Level 2, 3A/m | | |
| Voltage dips, interruption | | EN61000-4-11 | | | >95% dip 0. 5 periods, 30% dip 25 periods, >95% interruptions 250 periods | | |
| OTHERS | MTBF | 368.75K hrs min. MIL-HDBK-217F(25°C) | | | | | |
| | DIMENSION | 167*67*35mm (L*W*H) | | | | | |
| | PACKING | 0.62Kg; 20pcs/13.4Kg/0.9CUFT | | | | | |
| CONNECTOR | PLUG | See page 4-5 ; Other type available by customer requested | | | | | |
| | CABLE | See page 4-5 ; Other type available by customer requested | | | | | |
| NOTE | <p>1. All parameters are specified at 230VAC input, rated load, 25°C 70% RH ambient.</p> <p>2. Ripple & noise are measured at 20MHz by using a 12" twisted pair terminated with a 0.1µf & 47µf capacitor.</p> <p>3. Tolerance: includes set up tolerance, line regulation, load regulation.</p> <p>4. Line regulation is measured from low line to high line at rated load.</p> <p>5. Length of set up time is measured at first cold start. Turning ON/OFF the power supply may lead to increase of the set up time.</p> <p>6. Derating may be needed under low input voltage. Please check the derating curve for more details.</p> <p>7. The demand for Malaysia safety is processed with the order no. GST120A <input type="checkbox"/> -SIRIM by request. Please contact MEAN WELL for details.</p> <p>8. The power supply is considered as an independent unit, but the final equipment still need to re-confirm that the whole system complies with the EMC directives. For guidance on how to perform these EMC tests, please refer to "EMI testing of component power supplies." (as available on http://www.meanwell.com)</p> | | | | | | |

Derating Curve

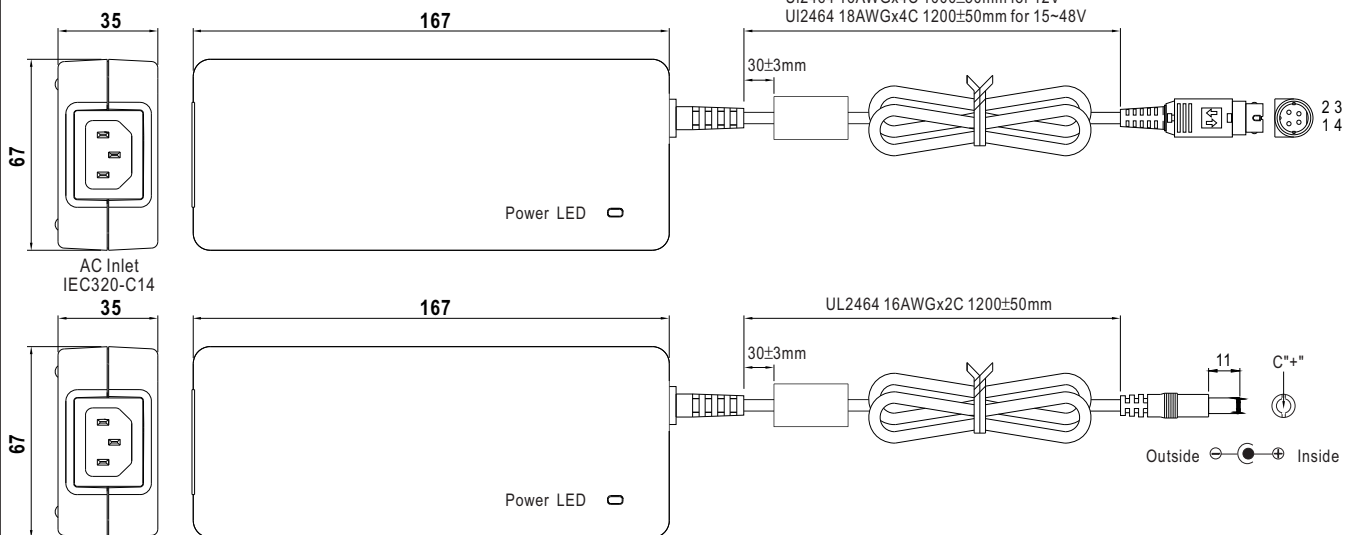


Static Characteristics



Mechanical Specification

Case No. GS120A Unit:mm



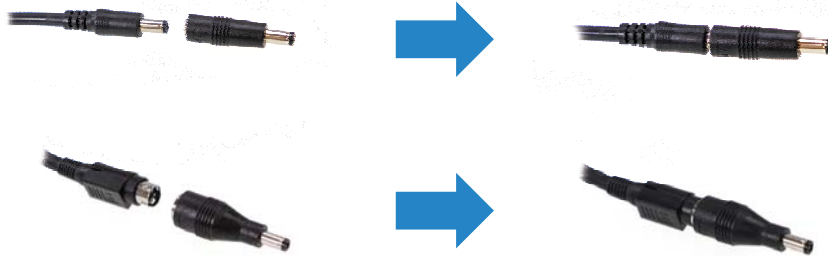
DC output plug

⊙ Standard plug


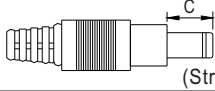
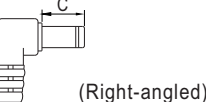

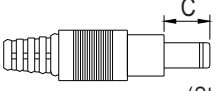
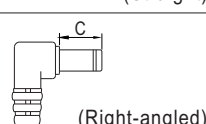

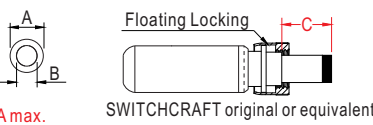

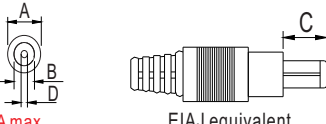


| R7B | | Pin Assignment | |
|---------------------------------|---|----------------|---------------|
| <p>KYCON KPPX-4P equivalent</p> | <p>2 3 1 4</p> <p>AC FG -V connected to AC FG</p> | PIN NO. | OUTPUT |
| | | 1 | +Vo |
| | | 2 | -Vo |
| | | 3 | -Vo |
| | | 4 | +Vo |
| P1M | | Pin Assignment | |
| <p>5.5 2.5 11±0.5mm</p> | <p>C'+"</p> <p>Outside ⊖ ⊕ Inside -V connected to AC FG</p> | | |
| | | | |



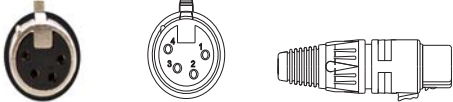
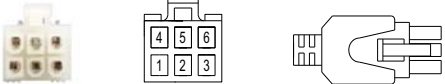
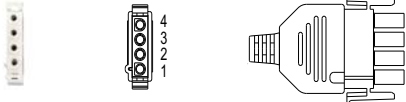

⦿ Plug changeable with quick adapter (sold separately)
 (Changeable DC plug selection guide : http://www.meanwell.com/upload/pdf/DC_plug.pdf)

For example :



⦿ Optional DC plug:

| Tuning Fork Style (for 20 ~ 48V) | | Type No. | A OD | B ID | C L | Quick Adapter Accessory | |
|--|---|------------|----------------|---------|--------|-----------------------------|------|
|  Current rating: 7.5A max. |  (Straight) | P1I | 5.5 | 2.1 | 9.5 | None | |
| | | P1L | 5.5 | 2.5 | 9.5 | | |
| | | P1J | 5.5 | 2.1 | 11.0 | Available (for 15 ~ 48V) | |
| |  (Right-angled) | P1JR | 5.5 | 2.1 | 11.0 | | |
| | | P1IR | 5.5 | 2.1 | 9.5 | | None |
| | | P1LR | 5.5 | 2.5 | 9.5 | | |
| P1MR | 5.5 | 2.5 | 11.0 | | | | |
| Barrel Style (for 20 ~ 48V) | | Type No. | A OD | B ID | C L | None | |
|  Current rating: 7.5A max. |  (Straight) | P2I | 5.5 | 2.1 | 9.5 | | |
| | | P2J | 5.5 | 2.1 | 11.0 | | |
| | | P2L | 5.5 | 2.5 | 9.5 | | |
| | | P2M | 5.5 | 2.5 | 11.0 | | |
| |  (Right-angled) | P2IR | 5.5 | 2.1 | 9.5 | | |
| | | P2JR | 5.5 | 2.1 | 11.0 | | |
| | | P2LR | 5.5 | 2.5 | 9.5 | | |
| | | P2MR | 5.5 | 2.5 | 11.0 | | |
| Lock Style (for 20 ~ 48V) | | Type No. | A OD | B ID | C L | | None |
|  Current rating: 7.5A max. |  Floating Locking SWITCHCRAFT original or equivalent | P2S(S761K) | 5.53 | 2.03 | 12.06 | | |
| | | P2K(761K) | 5.53 | 2.54 | 12.06 | | |
| | | P2C(S760K) | 5.53 | 2.03 | 9.52 | | |
| | | P2D(760K) | 5.53 | 2.54 | 9.52 | | |
| | | | | | | | |
| Center Pin Style (for 20 ~ 48V) | | Type No. | A OD | B ID | C L | D Center Pin | None |
|  Current rating: 7.5A max. |  EIAJ equivalent | P4A | 5.5 | 3.4 | 11.0 | 1.0 | |
| | | P4B | 6.5 | 4.4 | 11.0 | 1.4 | |
| | | P4C | 7.4 | 5.1 | 11.0 | 0.6 | |
| | | | | | | | |
| Min. DIN 3 Pin with Lock (male)(for 20 ~ 48V) | | Type No. | Pin Assignment | | None | | |
|  Current rating: 7.5A max. |  KYCON KPPX-3P equivalent | PIN No. | Output | | | | |
| | | R6B | 1 | +Vo | | | |
| | | 2 | -Vo | | | | |
| | | 3 | +Vo | | | | |

| Min. DIN 4 Pin with Lock (female) | Type No. | Pin Assignment | | Quick Adapter Accessory |
|--|-------------|----------------|--------|-------------------------|
| | | PIN No. | Output | |
|  <p>Current rating: 7.5A max. KYCON KPJX-CM-4S equivalent</p> | R7BF | 1 | +Vo | None |
| | | 2 | -Vo | |
| | | 3 | -Vo | |
| | | 4 | +Vo | |
| DIN 5 Pin (male) | Type No. | Pin Assignment | | Quick Adapter Accessory |
|  <p>Current rating: 7.5A max.</p> | R1B | PIN No. | Output | |
| | | 1 | -Vo | |
| | | 2 | -Vo | |
| | | 3 | +Vo | |
| | | 4 | -Vo | |
| 5 | +Vo | | | |
| NEUTRIK XLR NC4FX equivalent | Type No. | Pin Assignment | | Quick Adapter Accessory |
|  <p>Current rating: 7.5A max.</p> | MIC4 | PIN No. | Output | |
| | | 1 | +Vo | |
| | | 2 | +Vo | |
| | | 3 | -Vo | |
| 4 | -Vo | | | |
| MOLEX 39-01-2060 (4.2mm) equivalent | Type No. | Pin Assignment | | Quick Adapter Accessory |
|  <p>Current rating: 7.5A max.</p> | C6P | PIN No. | Output | |
| | | 1 | +Vo | |
| | | 2 | +Vo | |
| | | 3 | +Vo | |
| | | 4 | -Vo | |
| | | 5 | -Vo | |
| 6 | -Vo | | | |
| AMP 1-480702-0 (6.35mm) equivalent | Type No. | Pin Assignment | | Quick Adapter Accessory |
|  <p>Current rating: 7.5A max.</p> | C4P | PIN No. | Output | |
| | | 1 | +Vo | |
| | | 2 | +Vo | |
| | | 3 | -Vo | |
| 4 | -Vo | | | |
| Stripped and tinned leads | Type No. | Pin Assignment | | Quick Adapter Accessory |
|  <p>Length of Land L1 by request (MW's standard length, L: 25 mm, L1: 5 mm)</p> | by customer | PIN No. | Output | |
| | | 1 | +Vo | |
| | | 2 | -Vo | |

■ Installation Manual

Please refer to : <http://www.meanwell.com/manual.html>