


A PERFECT ALLIANCE.



ADVANCED CIRCULAR CONNECTOR SOLUTIONS


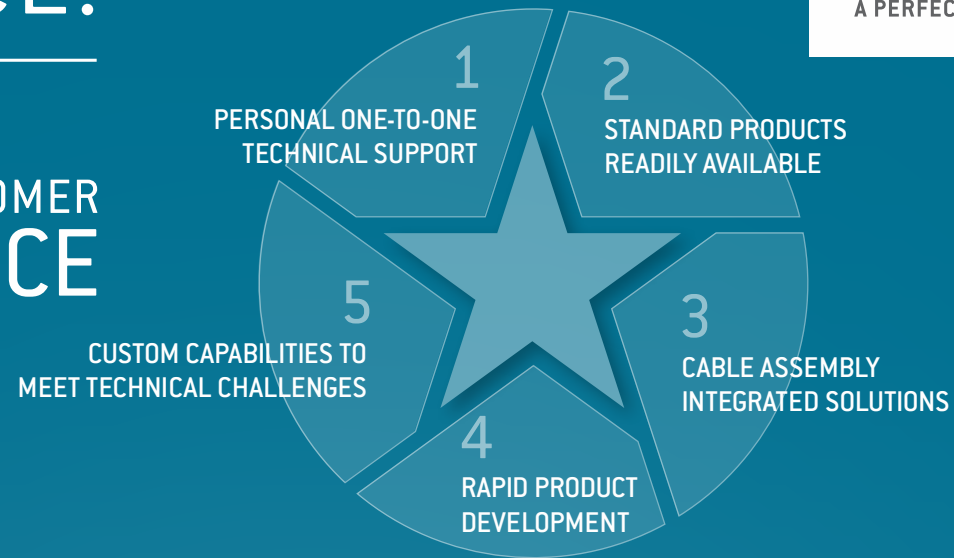
Push-Pull, Break-Away and Screw-Locking

ODU MINI-SNAP®
ODU MEDI-SNAP®
ODU MINI-MED®
ODU MINI-SNAP®PC
ODU AMC®
ODU AMC® HIGH-DENSITY
ODU THREADED CONNECTOR



A PERFECT ALLIANCE.

ODU 5 STAR CUSTOMER EXPERIENCE



A PERFECT ALLIANCE.

ODU GROUP OVERVIEW

- More than 80 years of experience in connector technology
- Over 2,300 employees worldwide
- 10 sales subsidiaries in China, Denmark, France, Germany, Italy, Japan, Korea, Sweden, the UK and the US as well as 5 production and logistics sites
- All technologies under one roof: Design and development, machine tool and special machine construction, injection, stamping, turning, surface technology, assembly and cable assembly

We operate in the following markets: medical, military and security, test and measurement, industrial, energy, and automotive / emobility

As of February 2019

CERTIFIED QUALITY


- ISO 9001
- IATF 16949
- ISO 13485
- ISO 14001
- ISO 50001
- Wide range of UL, CSA, VG and VDE licenses
- UL certified cable assembly

For a complete list of our certifications, please visit our website.



www.odu-usa.com

ODU CIRCULAR CONNECTOR SOLUTIONS AND CAPABILITIES



BUY ONLINE NOW
store.odu-usa.com

ORDER SAMPLES NOW
Email us at: sales@odu-usa.com

	ODU MINI-SNAP®	ODU MEDI-SNAP®	ODU MINI-MED®	ODU MINI-SNAP® PC	ODU AMC®	ODU AMC® High-Density	ODU Threaded Connector
Push-Pull locking	•	•		•	•		
Break-Away locking	•	•	•		•	•	
High-speed data transmission (> 480 Mbit/S)	•				•	•	•
Mechanical coding	•	•	•	•	•	•	•
Blind mate/ blind insertion	•	•	•	•	•	•	•
360° Shielding	•				•	•	•
Watertight	•	•	•	•	•	•	•
High mating cycles (> 5,000)	•			•	•	•	
Vibration & shock resistant	•	•		•	•	•	•
Threaded technology							•
Silicone overmold	•	•*				•**	

* Approved for ODU MEDI-SNAP® Break-Away Plugs in PSU

** Available in ODU-AMC® High-Density Chrome-Plated

ODU HIGH-DENSITY & LIGHTWEIGHT CONNECTOR PORTFOLIO

FAST SAMPLE AVAILABILITY
Email us at: sales@odu-usa.com

RAPID CABLE ASSEMBLY MANUFACTURING




	Coding	Sizes	No. of possible mechanical coding	Diameter plug (mm)	Max. cable diameter (mm)	Max. no. of contacts	Solder	Crimp	Print	IP Class in mated condition	IP Class in unmated condition	Shell material	RoHS compliant	Operating temperature range	Advanced plating technologies for corrosion resistance	Coax transmission	Rapid cable assembly manufacturing	High speed data transfer: USB® 3.2 Gen 1x1 ¹	High speed data transfer: USB® 2.0 ¹	High speed data transfer: HDMI® ¹	High speed data transfer: Ethernet CAT 5 and 10 GBit Ethernet ¹
ODU AMC® High-Density Break-Away <ul style="list-style-type: none"> 70% weight and size reduction Cable assembly solutions IP68 (20 m submersion) Chrome plated version available USB® 3.2 Gen 1x1¹ + USB® 2.0¹ + HDMI®¹ + Ethernet 	Pin and groove	00	4	9.8	5.0	7	•	•	•	IP6K8	IP68	Brass	•	-51°C (-60°F) to +125°C (+257°F)	•	•	•	•	•	•	•
		0		12.8	7.0	16															
		1		14.8	8.5	27															
ODU AMC® High-Density Screw-Lock <ul style="list-style-type: none"> High vibration resistance High speed data transfer IP68 High contact density: 2-16 contacts / 2 sizes 	Pin and groove	00	4	9.8	5.0	7	•	•	•	IP6K8	IP68	Brass	•	-51°C (-60°F) to +125°C (+257°F)	•	•	•	•	•	•	
		0		12.8	7.0	16															
ODU AMC® Push-Pull <ul style="list-style-type: none"> IP68 and IP6K9K > 5,000 mating cycles High speed data technology Quick and easy mating and locking 	Pin and groove	0	4	14.0	5.5	10	•	•	•	Up to IP6K9K	IP68	Aluminum	•	-51°C (-60°F) to +125°C (+257°F)	•	•	•	•	•	•	•
		1		15.9	6.5	16															
		1.5		16.5	8.0	19															
		2		19.6	10.0	26															
		3		23.9	11.5	37															
		4.5		33.0	17.5	55															
ODU AMC® Break-Away <ul style="list-style-type: none"> IP68 and IP6K9K > 5,000 mating cycles High speed data technology Quick and easy demating and locking 	Pin and groove	0	4	11.9	5.5	10	•	•	•	Up to IP6K9K	IP68	Aluminum	•	-51°C (-60°F) to +125°C (+257°F)	•	•	•	•	•	•	•
		1		13.9	6.5	16															
		1.5		15.9	8.0	19															
		2		17.6	10.0	26															
		3		21.9	11.5	37															
ODU AMC® Easy-Clean <ul style="list-style-type: none"> Fast and easy cleaning Break-Away function > 5,000 mating cycles Contact inserts with pogo pins 	Pin and groove	0	4	11.9	5.5	7	•	•	•	Up to IP6K9K	IP6K8	Aluminum	•	-51°C (-60°F) to +125°C (+257°F)	•	•	•	•	•	•	
		1		13.9	6.5	16															
		1.5		15.9	8.0	19															
ODU THREADED CONNECTOR <ul style="list-style-type: none"> High shock and vibration Signal and power IP6K8 	Pin and groove	1.5	2	17.5	8.5	19	•	•	•	IP6K8	IP68	Aluminum	•	-51°C (-60°F) to +125°C (+257°F)	•	•	•	•	•		
		3		24.9	12.8	26															






¹ These ODU specific connectors can transmit common data transmission protocols such as USB® 3.2 Gen 1x1, USB® 2.0, HDMI® 2.0, Ethernet, CAT 5 and CAT 6_A, but they are not USB®, HDMI® and Ethernet- standard connectors.

ODU METAL CONNECTOR PORTFOLIO

BUY ONLINE NOW
store.odu-usa.com

CABLE ASSEMBLY SOLUTIONS
Email us at: sales@odu-usa.com



	Coding	Sizes	No. of possible mechanical coding	Diameter plug (mm)	Max. cable diameter (mm)	Max. no. of contacts	Solder	Crimp	Print	IP Class in mated condition	IP Class in unmated condition	Mating cycles	Locking principle	Transmission options
ODU MINI-SNAP® L <ul style="list-style-type: none"> IP50 5,000 mating cycles Hermetically sealed option USB® 3.1 Gen 1 + USB® 2.0 + Ethernet¹  <p>AVAILABLE IN 48 HR</p>	Pin and groove	00	4	6.4	3.5	04	•	•	•	IP50	Up to IP68	> 5,000	Push-Pull (L principle)	Signal, data, power
		0		9	5.6	10								
		1		11.5	7.7	16								
		2		14.5	9.9	26								
		3		17.5	11.9	30								
ODU MINI-SNAP® K <ul style="list-style-type: none"> IP68 5,000 mating cycles USB® 2.0 + Ethernet¹  <p>AVAILABLE IN 48 HR</p>	Pin and groove	0	8	11.0	5.0	10	•	•	•	IP68	Up to IP68	> 5,000	Push-Pull (L principle)	Signal, data, power
		1		13.0	7.0	16								
		2		16.0	9.0	26								
		3		19.0	10.5	30								
		4		25.0	14.0	40								
ODU MINI-SNAP® B <ul style="list-style-type: none"> IP68 5,000 mating cycles USB® 2.0 + Ethernet¹ 	Pin and groove	0	8	9.4	5.0	10	•	•	•	IP68	Up to IP68	> 5,000	Push-Pull (F principle)	Signal, data, power
		1		12.0	7.0	16								
		2		15.0	9.0	26								
		3		18.0	10.5	30								
ODU MINI-SNAP® S <ul style="list-style-type: none"> IP50 and IP68 Coax and triax 	Insulator	0	1	9.4	5.0	04	•		•	Up to IP68	Up to IP68	> 5,000	Push-Pull (F principle)	Signal, data
		1		12.0	7.0	06								
		2		15.0	9.0	10								
ODU MINI-SNAP® F <ul style="list-style-type: none"> IP50 and IP68 5,000 mating cycles Ethernet¹ 	Half shell	0	3	9.4	5.0	09	•	•	•	Up to IP68	Up to IP68	> 5,000	Push-Pull (F principle)	Signal, data, power
		1		12.0	7.5	14								
		1.5		13.0	7.5	19								
		2		15.0	9.5	19								
		3		18.0	11.5	27								


¹ These ODU specific connectors can transmit common data transmission protocols such as USB® 3.1 Gen 1, USB® 2.0, and Ethernet, but they are not USB®- and Ethernet- standard connectors.

ODU PLASTIC CONNECTOR PORTFOLIO

BUY ONLINE NOW
store.odu-usa.com

CABLE ASSEMBLY SOLUTIONS
Email us at: sales@odu-usa.com

FAST SAMPLE AVAILABILITY
Email us at: sales@odu-usa.com



		Coding	Sizes	No. of possible mechanical coding	Diameter plug (mm)	Max. cable diameter (mm)	Max. No. of contacts	Solder	Crimp	Print	IP Class in mated condition	IP Class in unmated condition	Mating cycles	Locking principle	Coding options (optical)	Transmission options
ODU MEDI-SNAP® PUSH-PULL <ul style="list-style-type: none"> IP50 and IP64 Autoclavable & fully sterilizable High voltage insert up to 1,000 V AC IEC 60601-1 compliant housings[†] Right angle version available 		Pin and groove	1	6	13.7		14	•	•	•	Up to IP64	IP68	> 2,000	Push-Pull	Arrow marking, color coding	Signal, power, fluids (liquids and gases)
			2	3	18.5	9.2	26									
ODU MEDI-SNAP® BREAK-AWAY <ul style="list-style-type: none"> IP64 / IP67 Autoclavable Break-Away for minimum of 2,000 mating cycles 		Pin and groove	1	6	15.8	5.5	14	•			Up to IP67	IP68	5,000	Break-Away	Arrow marking	Signal, power
			2	1	18.3	11.5	26				Up to IP64		2,000			
ODU MEDI-SNAP® HIGH-VOLTAGE <ul style="list-style-type: none"> Touch proof according to IEC-60664-1 2X HV, 2X Signal interlock, 1X Ground/FMLB Nominal voltage up to 1,000 V AC / 16 A Hot-plugging prevention 		Pin and groove	2	3	18.5	9.2	5	•			Up to IP64	IP50	> 2,000	Push-Pull	Arrow marking, color coding	Signal, power
ODU MINI-MED® <ul style="list-style-type: none"> Space saving design Pre-assembled solution Up to 1,000 mating cycles 		Pin and groove	1	1	11.5 / 11.2	4.4	6	•			IP67	IP50	> 1,000	Break-Away	Arrow marking	Signal
ODU MINI-SNAP® PC <ul style="list-style-type: none"> Plastic connector IP50 and IP67 Shielded version available 		Half shell	1		12.5	6.0	14									
			2	3	15.7	9.0	19	•	•	•	Up to IP67	IP50	> 5,000	Push-Pull	Arrow marking	Signal
			3		18.7	10.5	27									

[†] Up to 2 MOPP / 2 MOOP

ODU CUSTOM CONNECTOR CAPABILITIES

EXTREME DESIGNS – PUSHING THE LIMITS

See below some of our technical capabilities that have been used for specific custom applications. We continuously work with our customers to meet the most extreme technical challenges.



CONTACT OUR ENGINEERING TEAM
Email us at: myapplications@odu-usa.com

Requirement	Extremes ODU has achieved
High current	2,400 A
High voltage	56 kV (DC) 36 kV (AC)
Water protection	IP67 / IP68 / IP69K / IP6K9K
Vacuum tightness	1 × 10 ⁻⁹ mbar l/s
Salt spray	700 hours
EMC / EMI protection	> 75 dB [0 – 5 MHz] / > 65 dB [5 MHz – 500 MHz]
High speed data rate	USB [®] 3.2 Gen 1x1 – 5 GBit/s ¹ / HDMI [®] 2.0 – 14.4 Gbit/s ¹ / 10 Gbit Ethernet – 10 Gbit/s
Operating temperature	Up to 300 °C
Pressure	650 bar [9427 psi] operating receptacle / 500 bar [7251 psi] operating mated condition / 1,000 bar [14503 psi] burst
Vibration	LV214 Severity Level 4 [20 g, 10 – 2000 Hz, 22 h] Four-time multisinus per three-dimensional axis [16 g, 20 – 2000 Hz, 65 h per axis]
Mating cycles	> 1 Million
Hydraulic connection	25 bar [362 psi] operating
Pneumatic connection	20 bar [290 psi] operating
Fiber optic	< 1 dB typical @ 100,000 mating cycles single mode/multimode
Magnetic permeability	Magnetic permeability $\mu_r < 1.0005$
Environmental	Salt spray / fog, chemical resistance, UV, Arizona dust, radiation, sterilization
Shock	1,000 g
Contact density	1 contact/mm ²
Smallest contact diameter	0.3 mm
Smallest circular connector diameter	5 mm
On driving test	Electric vehicle adapter
Self finding solutions	+/- 5 mm float (shield and tight)

¹ These ODU specific connectors can transmit common data transmission protocols such as USB[®] 3.2 Gen 1x1 and HDMI[®] 2.0, but they are not USB[®]- and HDMI[®]-standard connectors.

ODU PRODUCT AVAILABILITY



CIRCULAR

MODULAR

ELECTRICAL CONTACTS

CUSTOM SOLUTIONS

CABLE ASSEMBLY

ODU DIRECT SALES

ODU WEBSTORE

ODU DISTRIBUTION

Email us at sales@odu-usa.com
or call 805.484.0540

Visit us at
store.odu-usa.com



ODU HYBRID CONNECTOR SOLUTIONS

TYPES OF TRANSMISSION YOU CAN COMBINE IN A HYBRID CONNECTOR

Electrical: Signal, power, data, special designs (e.g., coax)

Physical: Gas, liquids

MOST COMMONLY REQUESTED COMBINATIONS

- Power + signals
- Signals + coax
- Power + data
- Coax + liquid
- Signals + data
- Coax + gas

ESSENTIAL CONSIDERATIONS TO BE MADE PRIOR TO DETERMINING YOUR HYBRID INTERFACE

General application characteristics


- Description of the application
- What types of transmissions are needed in your interface?
- How many transmission types do you want to combine?
- Available space
- Environmental conditions (e.g., temperature, water, dust, chemicals)

Electrical characteristics

- Number of contacts
- Protocols
- Nominal voltage
- Nominal current


Physical characteristics

- Media type
- Tube diameter
- Nominal pressure



ASK OUR ENGINEERS
Email us at: sales@odu-usa.com

ODU CABLE ASSEMBLY SOLUTIONS & CONNECTORS FROM ONE SOURCE



OVERMOLDS WITH SILICONE, TPE, TPU & TPV



POTTING AND ENVIRONMENTAL SEALING



CUSTOM COMPONENT OVERMOLD
[Custom Requirement]

NON ODU CONNECTORS


- High-speed standard connectors such as: USB® 3.2 Gen 1x1, USB® 2.0, HDMI® and Ethernet CAT 5¹
- Military and medical connectors
- Wire to board connectors

¹ODU specific connectors can transmit common data transmission protocols such as USB® 3.2 Gen 1x1, USB® 2.0, HDMI®, and Ethernet CAT 5, but they are not USB®, HDMI®, Ethernet- or CAT - standard connectors.

CUSTOMIZED CONNECTOR SOLUTIONS



FLEX LAYER ASSEMBLY



ODU TESTING & QUALITY



- In-process checking
- Data rate testing
- 100% final inspection
- EMC compatible assembly

- Potting and environmental sealing
- IPC/WHMA-A-620
- Production possible in cleanroom in accordance with EN ISO 14644-1



REQUEST A QUOTE
Email us at: sales@odu-usa.com

ASK OUR ENGINEERS
Email us at: sales@odu-usa.com

ODU CABLE ASSEMBLY SERVICES

WORLDWIDE PRESENCE SERVING LOCAL MARKETS



ODU NORTH AMERICA CABLE ASSEMBLY FACILITY

VALUE ADDED SERVICES

The ODU North America facility specializes in rapid prototyping and projects ranging from medium to large sized volumes.

ADVANCED CUSTOMER BENEFITS

- One-to-one technical support
- Global & regional footprint
- Rapid product development
- Vertically integrated connector manufacturer

ISO 9001 | IATF 16949 | ISO 13485 | ISO 14001 | ISO 50001 | UL Certified Cable Assembly | ITAR Authorized Operation

ODU COMPLETE CABLE ASSEMBLY SOLUTIONS ACROSS MULTIPLE MARKETS:

MEDICAL



MILITARY AND SECURITY



TEST AND MEASUREMENT



AUTOMOTIVE



ODU SILICONE CABLE ASSEMBLY SOLUTIONS

+ CUSTOMER BENEFITS

- Up to 500 autoclave cycles
- Approved LSR and HCR processes globally available
- Tested for medical technology use
- Individual laser labeling possible
- Various standard inserts available
- Halogen and latex-free



PREVENTION OF THE STICK-SLIP EFFECT



AUTOCLAVABILITY



BEND PROTECTION AND SMOOTH TRANSITIONING OVERMOLDING



+ ODU NORTH AMERICA CAPABILITIES


- Environmentally controlled pressurized workroom
- Dedicated silicone overmold work area
- ARBURG-ALLROUNDER 275 V:
 - Vertical free-space system
 - Clamping force: 28 tones
 - Injection unit: 1.4 oz, 2.3 oz



+ ODU INTERNATIONAL CAPABILITIES



- Cleanroom EN ISO14644-1
- ISO 13485
- Tool shop customized molds
- Electroplating shop: The turned or stamped contact can be coated based on customer requirements
- On-site laboratory
- On-site technology test center



ARBURG-ALLROUNDER 275 V

+ TEST AND VALIDATION

ISO 10993-5 CERTIFIED


- Cytotoxicity test according to DIN EN ISO 10993-5
- Management system certified according to ISO 9001
- Documentation of tests available

- High-voltage and insulation tests
- Functional and component tests for cable systems
- Runtime measurement
- Tensile strength tests
- Torsional and bending fatigue tests
- Leakage tests for molded components

* Available upon request

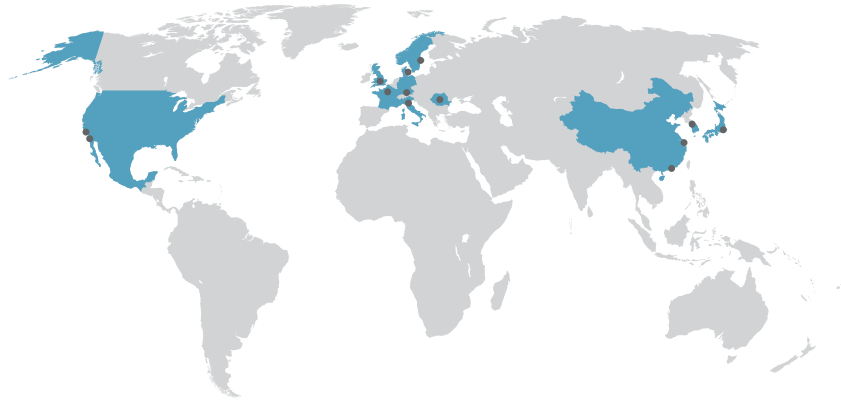
REQUEST A QUOTE
Email us at: sales@odu-usa.com

ASK OUR ENGINEERS
Email us at: sales@odu-usa.com



A PERFECT ALLIANCE.

ODU GROUP WORLDWIDE



ODU USA

ODU-USA, Inc.

300 Camarillo Ranch Road, Suite A, Camarillo, CA 93012, United States of America
Phone: +1 805 484-0540, Fax: +1 805 484-7458, E-mail: sales@odu-usa.com

HEADQUARTERS

ODU GmbH & Co. KG

Pregelstraße 11
84453 Mühldorf a. Inn, Germany
Phone: +49 8631 6156-0
Fax: +49 8631 6156-49
E-mail: sales@odu.de
www.odu.de

PRODUCTION AND LOGISTICS SITES

Germany Otto Dunkel GmbH
China ODU (Shanghai) Connectors Manufacturing Co.Ltd
Mexico ODU Mexico Manufacturing S.R.L. de C.V.
Romania ODU Romania Manufacturing S.R.L.
USA ODU North American Logistics

Further information and specialized representatives can be found at:
www.odu-usa.com/contact

SALES LOCATIONS

ODU (Shanghai)

International Trading Co., Ltd.
Phone: +86 21 58347828-0
E-mail: sales@odu.com.cn
www.odu.com.cn

ODU (HK) Trading Co., Ltd.

Phone: +852 3963 9588
E-mail: sales@odu.hk
www.odu.hk

ODU Denmark ApS

Phone: +45 2233 5335
E-mail: sales@odu-denmark.dk
www.odu-denmark.dk

ODU France SARL

Phone: +33 1 3935-4690
E-mail: sales@odu.fr
www.odu.fr

ODU Italia S.R.L.

Phone: +39 331 8708847
E-mail: sales@odu-italia.it
www.odu-italia.it

ODU Japan K.K.

Phone: +81 3 6441 3210
E-mail: sales@odu.co.jp
www.odu.co.jp

ODU Korea Inc.

Phone: +82 2 6964 7181
E-mail: sales@odu-korea.kr
www.odu-korea.kr

ODU Romania Manufacturing SRL

Phone: +40 269 704638
E-mail: sales@odu-romania.ro
www.odu-romania.ro

ODU Scandinavia AB

Phone: +46 176 18262
E-mail: sales@odu.se
www.odu.se

ODU-UK Ltd.

Phone: +44 330 002 0640
E-mail: sales@odu-uk.co.uk
www.odu-uk.co.uk



Simply scan the QR code to download the entire brochure.

All dimensions are in mm. Some figures are for illustrative purposes only. Subject to change without notice. Errors and omissions excepted. We reserve the right to change our products and their technical specifications at any time in the interest of technical improvement. This publication supersedes all prior publications. This publication is also available as a PDF file that can be downloaded from www.odu-usa.com