

Type FSD

Fast Acting Glass Tube Fuse

5 x 20 mm



www.optifuse.com (619) 593-5050

Agency Standards and Listings:



Interrupt Ratings:

35A or 10In whichever is greater (63mA-16A)
@ 250V AC

Time Characteristics

Rated Current	210%		275%		400%		1000%
	MAX	MIN	MAX	MIN	MAX	MAX	
63mA~100mA	30 min	10 ms	500 ms	3 ms	100 ms	20 ms	
125mA~6.3A	30 min	50 ms	2 sec	10 ms	300 ms	20 ms	
8A~10A	30 min	50 ms	2 sec	10 ms	400 ms	40 ms	
12A~16A	30 min	50 ms	3 sec	10 ms	400 ms	50 ms	
>16A	30 min	100 ms	6 sec	20 ms	600 ms	60 ms	

Operating Temperature:

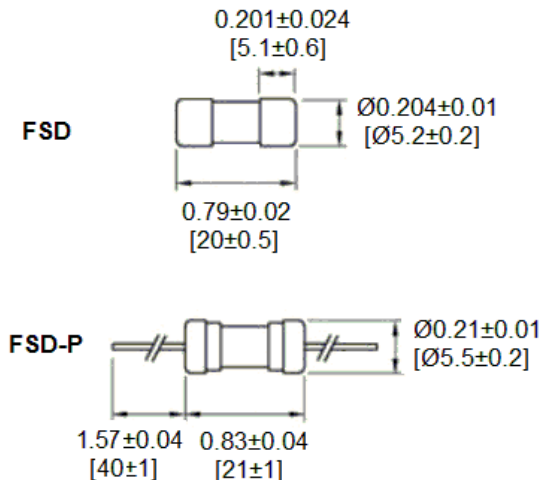
-55°C to +125°C

Material:

Glass Body/Nickel Plated Brass Caps
Lead Wire Ø0.65mm Diameter – 8A and less
Ø0.8mm Diameter – 8A ~ 15A
Ø1.0mm Diameter – over 15A

Cartridge Part number	Axial Lead Part number	Ampere Rating	Nominal Melting I^2t A ² Sec	Safety Approvals										Voltage Rating					
				CCC	CQC	SEMKO	VDE	UR/CUR	CSA	BSI	PSE	KC	IMQ						
FSD-63mA	FSD-P-63mA	63mA	0.0008	•		•	•	•	•	•	•	•	•						
FSD-80mA	FSD-P-80mA	80mA	0.0013	•		•	•	•	•	•	•	•	•						
FSD-100mA	FSD-P-100mA	100mA	0.0018	•		•	•	•	•	•	•	•	•						
FSD-125mA	FSD-P-125mA	125mA	0.0085																
FSD-160mA	FSD-P-160mA	160mA	0.0099																
FSD-200mA	FSD-P-200mA	200mA	0.0256	•		•	•	•	•	•	•	•	•						
FSD-250mA	FSD-P-250mA	250mA	0.0272	•		•	•	•	•	•	•	•	•						
FSD-315mA	FSD-P-315mA	315mA	0.0820	•		•	•	•	•	•	•	•	•						
FSD-400mA	FSD-P-400mA	400mA	0.1224	•		•	•	•	•	•	•	•	•						
FSD-500mA	FSD-P-500mA	500mA	0.2050	•		•	•	•	•	•	•	•	•						
FSD-630mA	FSD-P-630mA	630mA	0.5505	•		•	•	•	•	•	•	•	•						
FSD-750mA	FSD-P-750mA	750mA	0.7780							•	•								
FSD-800mA	FSD-P-800mA	800mA	0.5747	•		•	•	•	•	•	•	•	•						
FSD-1A	FSD-P-1A	1A	1.240	•		•	•	•	•	•	•	•	•						
FSD-1.25A	FSD-P-1.25A	1.25A	1.810	•		•	•	•	•	•	•	•	•						
FSD-1.6A	FSD-P-1.6A	1.6A	3.200	•		•	•	•	•	•	•	•	•						
FSD-2A	FSD-P-2A	2A	7.256	•		•	•	•	•	•	•	•	•						
FSD-2.5A	FSD-P-2.5A	2.5A	13.69	•		•	•	•	•	•	•	•	•						
FSD-3.15A	FSD-P-3.15A	3.15A	22.33	•		•	•	•	•	•	•	•	•						
FSD-4A	FSD-P-4A	4A	35.19	•		•	•	•	•	•	•	•	•						
FSD-5A	FSD-P-5A	5A	58.83	•		•	•	•	•	•	•	•	•						
FSD-6.3A	FSD-P-6.3A	6.3A	104.6	•		•	•	•	•	•	•	•	•						
FSD-8A	FSD-P-8A	8A	185.6			•	•	•	•										
FSD-10A	FSD-P-10A	10A	244.4			•	•	•	•										
FSD-12 A	FSD-P-12A	12A	428.5							•									
FSD-12.5A	FSD-P-12.5A	12.5A	473.1			•	•	•	•										
FSD-15A	FSD-P-15A	15A	838.8							•									
FSD-16A	FSD-P-16A	16A	894.7			•	•	•	•										
FSD-20A	FSD-P-20A	20A	1877																

Mechanical Dimensions: Inches [mm]



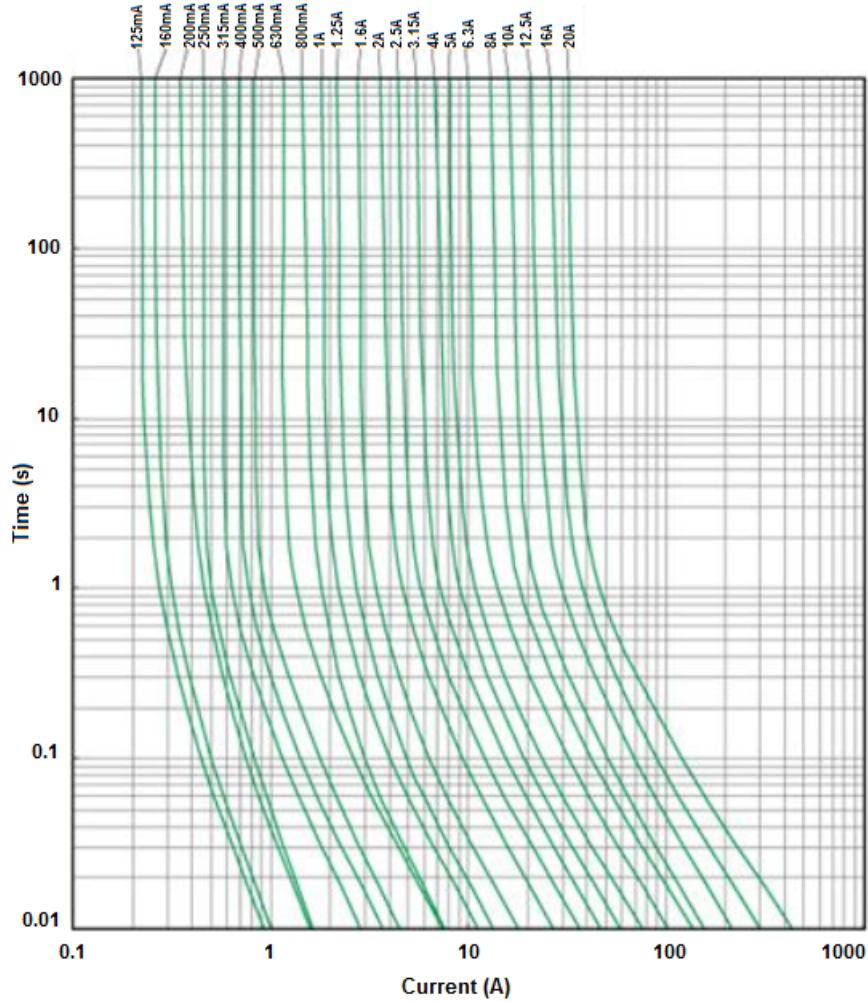
Note: All specifications subject to change without notice.


Type FSD
Fast Acting Glass Tube Fuse
5 x 20 mm



www.optifuse.com (619) 593-5050

Part Number FSD
TIME CURRENT CURVES



<p>Warning:</p> 	<ul style="list-style-type: none"> -Operation beyond the specified maximum ratings or improper use may result in damage and possible electrical arcing and/or flame. -Glass Fuse device are intended for occasional overcurrent protection. Application for repeated overcurrent condition and/or prolonged trip are not anticipated. -Avoid contact of Glass Fuse device with chemical solvent. Prolonged contact will damage the device performance.
--	---