

# Type FSA/FSA-P

## 6.3 X 32mm

### Fast Acting Glass Tube Fuse



www.optifuse.com (619) 593-5050

#### Agency Standards and Listings:



UL Listed 100mA ~ 10A  
 UR Recognized 12A ~ 30A  
 CSA Certified 100mA ~ 10A

#### Interrupt Ratings:

35 amperes at 250V AC (100mA~1A)  
 100 amperes at 250V AC (1.2A~3.5A)  
 200 amperes at 250V AC (4A~10A)  
 300 amperes at 32V AC (12A~30A)

#### Operating Temperature:

-55C - +125C

#### Physical Specifications:

Materials  
 Glass Body/Nickel Plated Brass Contacts  
 Lead Wire: Tin Plated Copper,  
 Dia. 0.8mm 15A and less  
 Dia. 1mm 16A~30A

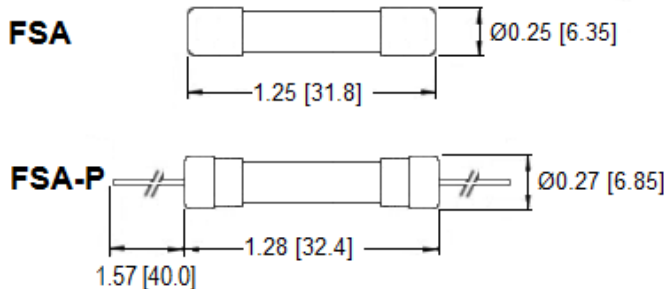
#### Packaging in Bulk:

FSA-500 pcs ; FSA-P- 250 pcs per box

#### Electrical Characteristics

Rated Current	100%	135%	200%
	MIN	MAX	MAX
	4 hrs	1 hr	5 sec

#### Mechanical Dimensions: Inches [mm]



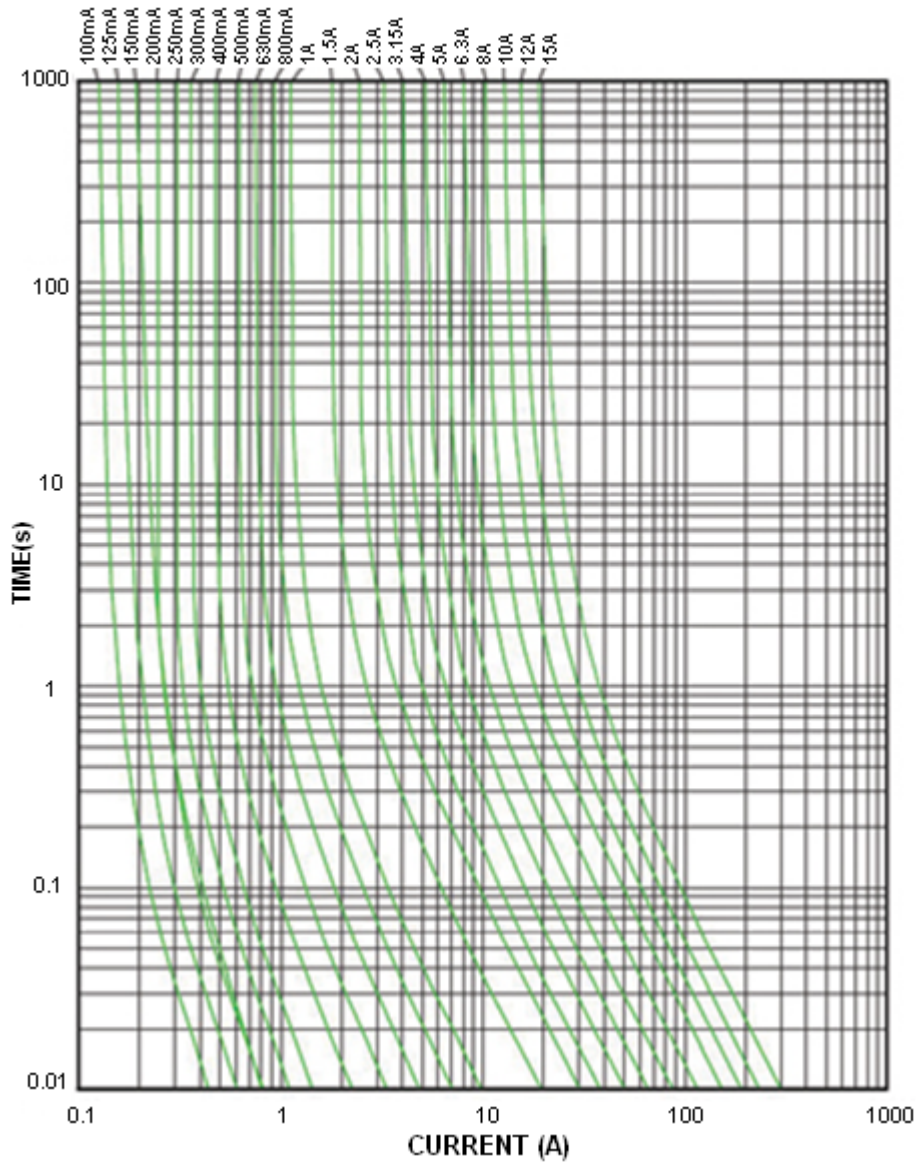
Cartridge Part Number	Axial Lead Part Number	Ampere Rating	Voltage Rating	I <sup>2</sup> T Reference (A <sup>2</sup> Sec)
FSA-100mA	FSA-P-100mA	100mA	250V	0.00194
FSA-125mA	FSA-P-125mA	125mA		0.00373
FSA-150mA	FSA-P-150mA	150mA		0.00685
FSA-160mA	FSA-P-160mA	160mA		0.00782
FSA-200mA	FSA-P-200mA	200mA		0.00655
FSA-250mA	FSA-P-250mA	250mA		0.0123
FSA-300mA	FSA-P-300mA	300mA		0.0215
FSA-315mA	FSA-P-315mA	315mA		0.0239
FSA-350mA	FSA-P-350mA	350mA		0.0384
FSA-400mA	FSA-P-400mA	400mA		0.0515
FSA-500mA	FSA-P-500mA	500mA		0.112
FSA-600mA	FSA-P-600mA	600mA		0.213
FSA-630mA	FSA-P-630mA	630mA		0.239
FSA-750mA	FSA-P-750mA	750mA		0.399
FSA-800mA	FSA-P-800mA	800mA		0.504
FSA-1A	FSA-P-1A	1A		0.968
FSA-1.2A	FSA-P-1.2A	1.2A		1.751
FSA-1.25A	FSA-P-1.25A	1.25A		1.788
FSA-1.5A	FSA-P-1.5A	1.5A		3.565
FSA-1.6A	FSA-P-1.6A	1.6A		4.026
FSA-2A	FSA-P-2A	2A		8.57
FSA-2.5A	FSA-P-2.5A	2.5A		14.21
FSA-3A	FSA-P-3A	3A		23.12
FSA-3.15A	FSA-P-3.15A	3.15A		25.70
FSA-3.5A	FSA-P-3.5A	3.5A		32.15
FSA-4A	FSA-P-4A	4A		43.65
FSA-5A	FSA-P-5A	5A		72.54
FSA-6A	FSA-P-6A	6A		120.2
FSA-6.3A	FSA-P-6.3A	6.3A		138.6
FSA-7A	FSA-P-7A	7A		195.3
FSA-8A	FSA-P-8A	8A	239.9	
FSA-9A	FSA-P-9A	9A	296.4	
FSA-10A	FSA-P-10A	10A	370.2	
FSA-12A	FSA-P-12A	12A	32V	432.00
FSA-15A	FSA-P-15A	15A		787.50
FSA-16A	FSA-P-16A	16A		1024.0
FSA-20A	FSA-P-20A	20A		2000.0
FSA-25A	FSA-P-25A	25A		3750.0
FSA-30A	FSA-P-30A	30A		5400.0


**Type FSA/FSA-P**  
**6.3 X 32mm**  
**Fast Acting Glass Tube Fuse**



www.optifuse.com (619) 593-5050

Time Current Curve Graph



<p><b>Warning:</b></p> 	<p>-Operation beyond the specified maximum ratings or improper use may result in damage and possible electrical arcing and/or flame.</p> <p>-Avoid contact of fuse with chemical solvent. Prolonged contact may damage the device performance.</p>
--	--