

**SURFACE MOUNT
SUPER FAST RECTIFIERS**

REVERSE VOLTAGE - **50 to 600** Volts
FORWARD CURRENT - **1.0** Ampere

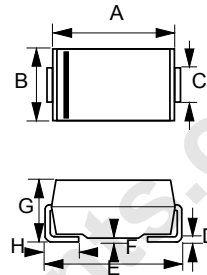
FEATURES

- Glass passivated chip
- Super fast switching for high efficiency
- For surface mounted applications
- Low forward voltage drop and high current capability
- Low reverse leakage current
- Plastic material has UL flammability classification 94V-0

MECHANICAL DATA

- Case : Molded plastic
- Polarity : Indicated by cathode band
- Weight : 0.002 ounces, 0.064 grams

SMA



SMA		
DIM.	MIN.	MAX.
A	4.06	4.57
B	2.29	2.92
C	1.27	1.63
D	0.15	0.31
E	4.83	5.59
F	0.05	0.20
G	2.01	2.40
H	0.76	1.52
All Dimensions in millimeter		

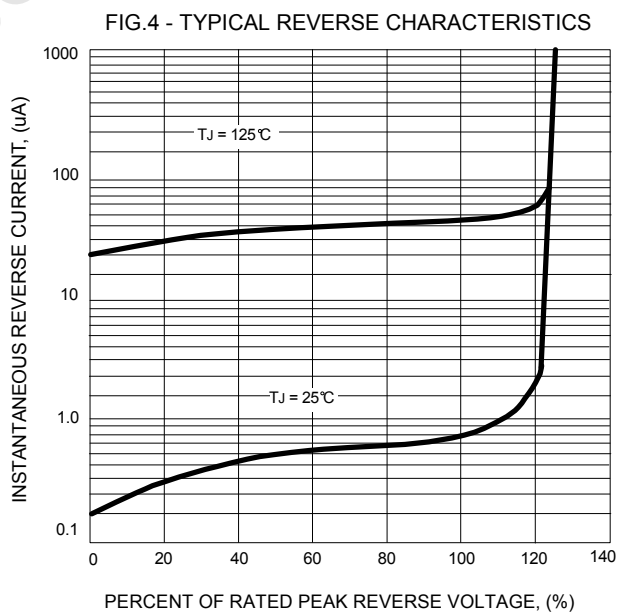
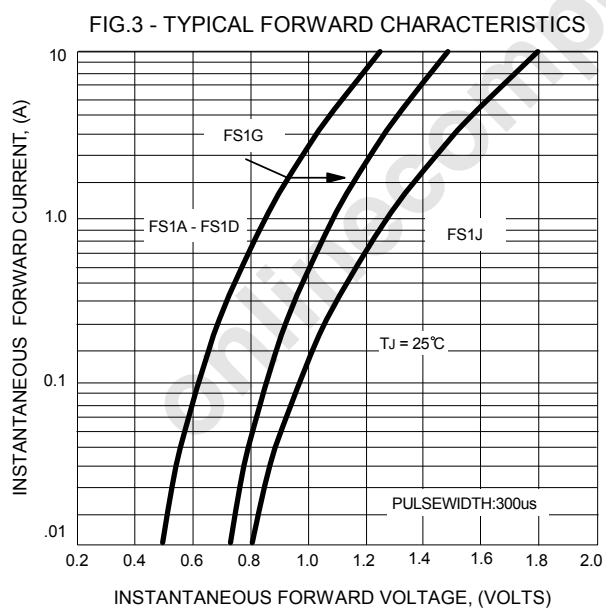
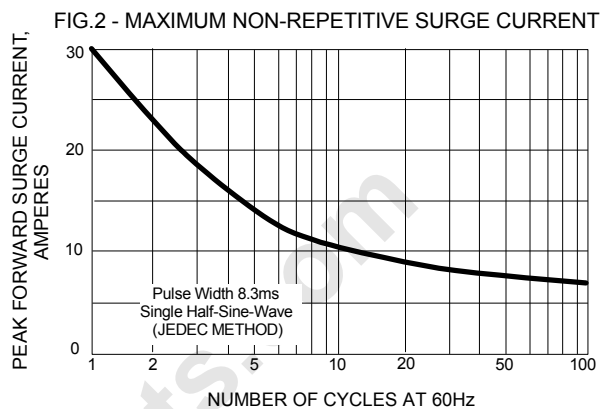
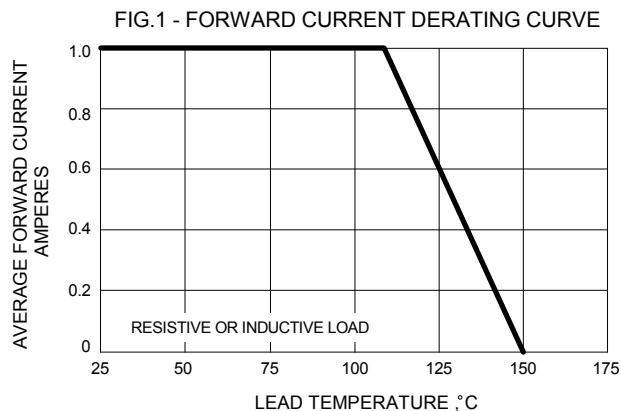
MAXIMUM RATINGS AND ELECTRICAL CHARACTERISTICS

Ratings at 25°C ambient temperature unless otherwise specified.

CHARACTERISTICS	SYMBOL	FS1A	FS1B	FS1C	FS1D	FS1G	FS1J	UNIT
Maximum Recurrent Peak Reverse Voltage	V _{RRM}	50	100	150	200	400	600	V
Maximum RMS Voltage	V _{RMS}	35	70	105	140	280	420	V
Maximum DC Blocking Voltage	V _{DC}	50	100	150	200	400	600	V
Maximum Average Forward Rectified Current @T _L = 110°C	I _(AV)	1.0						A
Peak Forward Surge Current 8.3ms single half sine-wave super imposed on rated load (JEDEC METHOD)	I _{FSM}	30						A
Maximum forward Voltage @ I _F = 1.0A	V _F	0.92				1.25	1.3	V
Maximum DC Reverse Current at Rated DC Blocking Voltage @T _J = 25°C @T _J = 125°C	I _R	5.0				200		uA
Maximum Reverse Recovery Time (Note 1)	T _{RR}	35					50	ns
Typical Junction Capacitance (Note 2)	C _J	10						pF
Typical Thermal Resistance (Note 3)	R _{θJL}	25						°C/W
Operating Temperature Range	T _J	-55 to +150						°C
Storage Temperature Range	T _{STG}	-55 to +150						°C

NOTES : 1. Reverse Recovery Test Conditions : I_F=0.5A, I_R=1.0A, I_{RR}=0.25A.
2. Measured at 1.0MHz and applied reverse voltage of 4.0V DC.
3. Thermal Resistance junction to Lead.

REV. 3, Sep-2010, KSGA07



Important Notice and Disclaimer

LSC reserves the right to make changes to this document and its products and specifications at any time without notice. Customers should obtain and confirm the latest product information and specifications before final design, purchase or use.

LSC makes no warranty, representation or guarantee regarding the suitability of its products for any particular purpose, nor does LSC assume any liability for application assistance or customer product design. LSC does not warrant or accept any liability with products which are purchased or used for any unintended or unauthorized application.

No license is granted by implication or otherwise under any intellectual property rights of LSC.

LSC products are not authorized for use as critical components in life support devices or systems without express written approval of LSC.