

PCB terminal block - FK-MPT 0,5/ 9-ST-3,5 - 1913992

Please be informed that the data shown in this PDF Document is generated from our Online Catalog. Please find the complete data in the user's documentation. Our General Terms of Use for Downloads are valid (<http://phoenixcontact.com/download>)


Plug component, Nominal current: 4 A, Rated voltage (III/2): 250 V, Number of positions: 9, Pitch: 3.5 mm, Connection method: Push-in spring connection, Color: green, Contact surface: Tin



The figure shows a 10-position version of the product

Product Features

- Miniature connection terminal for solid conductors
- Potentials can be easily looped through thanks to the double connection
- More user friendly thanks to direct plug-in technology with release button



Key Commercial Data

Packing unit	1 pc
Minimum order quantity	50 pc
Weight per Piece (excluding packing)	3.4 g
Custom tariff number	85366990
Country of origin	Germany

Technical data

Dimensions

Length	9.5 mm
Pitch	3.50 mm
Dimension a	28 mm

General

Range of articles	FK-MPT 0,5/...-ST
Type of contact	Female connector
Number of positions	9

PCB terminal block - FK-MPT 0,5/ 9-ST-3,5 - 1913992

Technical data

General

Connection method	Push-in spring connection
Insulating material group	IIIa
Rated surge voltage (III/3)	2.5 kV
Rated surge voltage (III/2)	2.5 kV
Rated surge voltage (II/2)	2.5 kV
Rated voltage (III/3)	160 V
Rated voltage (III/2)	250 V
Rated voltage (II/2)	250 V
Connection in acc. with standard	EN-VDE
Nominal current I _N	4 A
Nominal cross section	0.5 mm ²
Maximum load current	4 A (with 0.5 mm ² conductor cross section)
Insulating material	PBT
Flammability rating according to UL 94	V0
Stripping length	6.5 mm

Connection data

Conductor cross section solid min.	0.12 mm ²
Conductor cross section solid max.	0.5 mm ²
Conductor cross section AWG min.	26
Conductor cross section AWG max.	20
Minimum AWG according to UL/CUL	28
Maximum AWG according to UL/CUL	20

Standards and Regulations

Connection in acc. with standard	EN-VDE
	CUL
Flammability rating according to UL 94	V0

Classifications

eCl@ss

eCl@ss 4.0	272607xx
eCl@ss 4.1	27141109
eCl@ss 5.0	27141190
eCl@ss 5.1	27141190
eCl@ss 6.0	27261101
eCl@ss 7.0	27440401

PCB terminal block - FK-MPT 0,5/ 9-ST-3,5 - 1913992

Classifications

eCl@ss

eCl@ss 8.0	27440309
eCl@ss 9.0	27440309

ETIM

ETIM 3.0	EC001121
ETIM 4.0	EC002643
ETIM 5.0	EC002643

UNSPSC

UNSPSC 6.01	30211801
UNSPSC 7.0901	39121432
UNSPSC 11	34131203
UNSPSC 12.01	39121432
UNSPSC 13.2	39121432

Approvals

Approvals

Approvals

UL Recognized / SEV / cUL Recognized / EAC / CCA / EAC / cULus Recognized

Ex Approvals

Approvals submitted


Approval details

UL Recognized		
	B	D
mm ² /AWG/kcmil	28-20	28-20
Nominal current I _N	4 A	4 A
Nominal voltage U _N	300 V	300 V

PCB terminal block - FK-MPT 0,5/ 9-ST-3,5 - 1913992

Approvals

SEV	
mm ² /AWG/kcmil	0.5
Nominal current IN	4 A
Nominal voltage UN	160 V

cUL Recognized 		
	B	D
mm ² /AWG/kcmil	28-20	28-20
Nominal current IN	4 A	4 A
Nominal voltage UN	300 V	300 V

EAC

CCA	
mm ² /AWG/kcmil	0.5
Nominal current IN	4 A
Nominal voltage UN	160 V

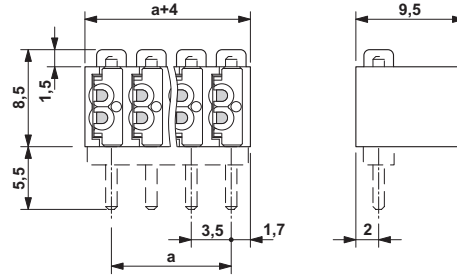
EAC

cULus Recognized 
--

Drawings

PCB terminal block - FK-MPT 0,5/ 9-ST-3,5 - 1913992

Dimensional drawing



Diagram

FK-MPT 0,5-ST-3,5 with PST 1,0

