

## Printed-circuit board connector - FK-MC 0,5/ 4-ST-2,5 - 1881341

Please be informed that the data shown in this PDF Document is generated from our Online Catalog. Please find the complete data in the user's documentation. Our General Terms of Use for Downloads are valid (<http://phoenixcontact.com/download>)

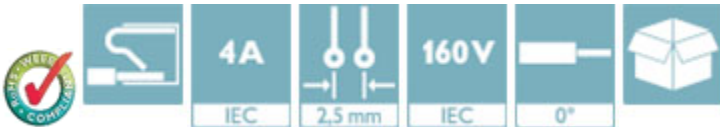
Plug component, Nominal current: 4 A, Rated voltage (III/2): 160 V, Number of positions: 4, Pitch: 2.5 mm, Connection method: Push-in spring connection, Color: green, Contact surface: Tin



The figure shows a 10-position version of the product

### Product Features

- Possible combinations with MC 0,5 and MCD 0,5 base strips with 2.5 mm pitch
- User-friendly actuation of the terminal point using a screwdriver
- Fast conductor connection thanks to Push-in spring-cage connection
- Test connection for accommodating 1 mm Ø test plug
- Individual position coding by removing the coding tab and connecting the coding profile to the header



### Key Commercial Data

Packing unit	1 pc
Minimum order quantity	50 pc
Weight per Piece (excluding packing)	2.75 g
Custom tariff number	85366990
Country of origin	Germany

### Technical data

#### Dimensions

Length	19.05 mm
Height	11.75 mm
Width	10.6 mm
Pitch	2.50 mm
Dimension a	7.5 mm

#### General

# Printed-circuit board connector - FK-MC 0,5/ 4-ST-2,5 - 1881341

## Technical data

### General

Range of articles	FK-MC 0,5/...-ST
Insulating material group	I
Rated surge voltage (III/3)	1.5 kV
Rated surge voltage (III/2)	2.5 kV
Rated surge voltage (II/2)	2.5 kV
Rated voltage (III/3)	100 V
Rated voltage (III/2)	160 V
Rated voltage (II/2)	320 V
Connection in acc. with standard	EN-VDE
Nominal current I <sub>N</sub>	4 A
Nominal cross section	0.5 mm <sup>2</sup>
Maximum load current	4 A (with 0.5 mm <sup>2</sup> conductor cross section)
Insulating material	PA
Flammability rating according to UL 94	V0
Stripping length	8 mm
Number of positions	4

### Connection data

Conductor cross section solid min.	0.14 mm <sup>2</sup>
Conductor cross section solid max.	0.5 mm <sup>2</sup>
Conductor cross section flexible min.	0.14 mm <sup>2</sup>
Conductor cross section flexible max.	0.5 mm <sup>2</sup>
Conductor cross section flexible, with ferrule without plastic sleeve min.	0.25 mm <sup>2</sup>
Conductor cross section flexible, with ferrule without plastic sleeve max.	0.5 mm <sup>2</sup>
Conductor cross section AWG min.	26
Conductor cross section AWG max.	20
Minimum AWG according to UL/CUL	28
Maximum AWG according to UL/CUL	20

### Standards and Regulations

Connection in acc. with standard	EN-VDE
	CUL
Flammability rating according to UL 94	V0

### Ambient conditions

Ambient temperature (storage/transport)	-40 °C ... 70 °C
Ambient temperature (assembly)	-5 °C ... 100 °C
Ambient temperature (operation)	-40 °C (dependent on the derating curve)

# Printed-circuit board connector - FK-MC 0,5/ 4-ST-2,5 - 1881341

## Classifications

### eCl@ss

eCl@ss 4.0	272607xx
eCl@ss 4.1	27260701
eCl@ss 5.0	27260701
eCl@ss 5.1	27260701
eCl@ss 6.0	27260704
eCl@ss 7.0	27440402
eCl@ss 8.0	27440309
eCl@ss 9.0	27440309

### ETIM

ETIM 3.0	EC001121
ETIM 4.0	EC002638
ETIM 5.0	EC002638

### UNSPSC

UNSPSC 6.01	30211810
UNSPSC 7.0901	39121409
UNSPSC 11	39121409
UNSPSC 12.01	39121409
UNSPSC 13.2	39121409

## Approvals

### Approvals

---

#### Approvals

UL Recognized / VDE Gutachten mit Fertigungsüberwachung / cUL Recognized / IECCE CB Scheme / CCA / EAC / EAC / cULus Recognized

---

#### Ex Approvals

---


Approvals submitted


---


### Approval details


# Printed-circuit board connector - FK-MC 0,5/ 4-ST-2,5 - 1881341

## Approvals

UL Recognized 	
	B
mm <sup>2</sup> /AWG/kcmil	28-20
Nominal current IN	4 A
Nominal voltage UN	125 V

VDE Gutachten mit Fertigungsüberwachung 	
mm <sup>2</sup> /AWG/kcmil	0.2-0.5
Nominal current IN	4 A
Nominal voltage UN	100 V

cUL Recognized 	
	B
mm <sup>2</sup> /AWG/kcmil	28-20
Nominal current IN	4 A
Nominal voltage UN	125 V

IECEE CB Scheme 	
mm <sup>2</sup> /AWG/kcmil	0.2-0.5
Nominal current IN	4 A
Nominal voltage UN	100 V

CCA	
mm <sup>2</sup> /AWG/kcmil	0.2-0.5
Nominal current IN	4 A
Nominal voltage UN	100 V

# Printed-circuit board connector - FK-MC 0,5/ 4-ST-2,5 - 1881341

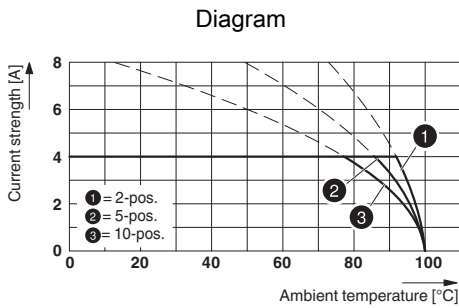
## Approvals

EAC

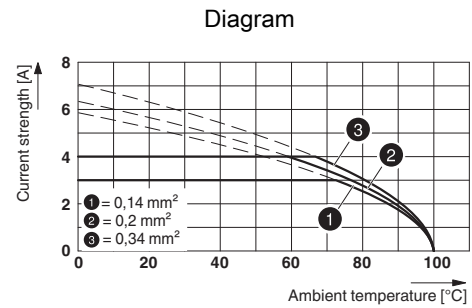
EAC

cULus Recognized

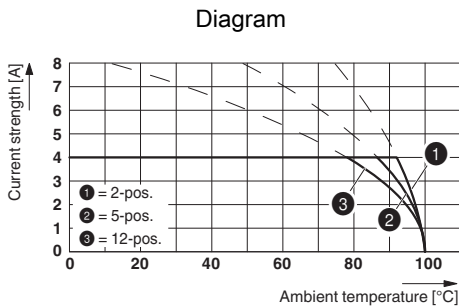
## Drawings



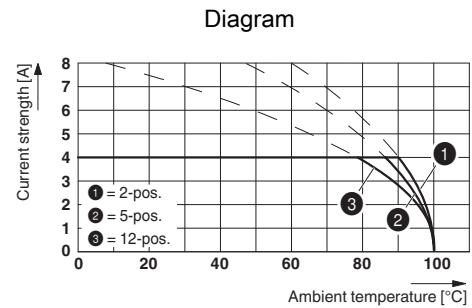
Type: FK-MC 0,5/...-ST-2,5 with MC 0,5/...-G-2,5



Type: FK-MC 0,5/...-ST-2,5 with MC 0,5/...-G-2,5



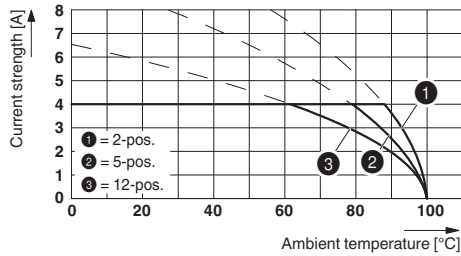
Type: FK-MC 0,5/...-ST-2,5 with MCV 0,5/...-G-2,5 THT



Type: FK-MC 0,5/...-ST-2,5 with MC 0,5/...-G-2,5 THT

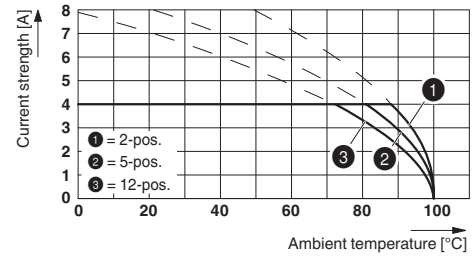
# Printed-circuit board connector - FK-MC 0,5/ 4-ST-2,5 - 1881341

Diagram



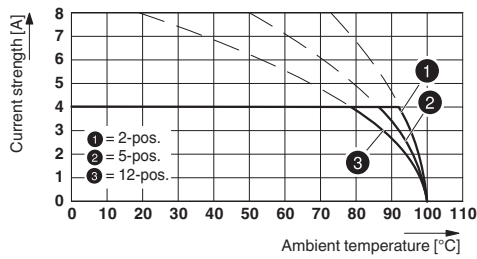
Type: FK-MC 0,5/...-ST-2,5 with MCD 0,5/...-G1-2,5

Diagram



Type: FK-MC 0,5/...-ST-2,5 with MCDV 0,5/...-G1-2,5

Diagram



Type: FK-MC 0,5/...-ST-2,5 with MCV 0,5/...-G-2,5

Dimensional drawing

