

Printed-circuit board connector - FKCS 2,5/ 4-ST-5,08 - 1975095

Please be informed that the data shown in this PDF Document is generated from our Online Catalog. Please find the complete data in the user's documentation. Our General Terms of Use for Downloads are valid (<http://phoenixcontact.com/download>)

Plug component, Nominal current: 12 A, Rated voltage (III/2): 320 V, Number of positions: 4, Pitch: 5.08 mm, Connection method: Push-in spring connection, Color: green, Contact surface: Tin




The figure shows a 10-position version of the product

Product Features

- ✓ For larger numbers of positions up to 24-pos., visit: phoenixcontact.net/products
- ✓ With actuation shaft for screwdriver, user-friendly "two-hand operation"
- ✓ Fast conductor connection thanks to Push-in spring-cage connection



Key Commercial Data

Packing unit	1 pc
Minimum order quantity	50 pc
GTIN	 4 017918 971434
Weight per Piece (excluding packing)	7.22 g
Custom tariff number	85366990
Country of origin	Germany

Technical data

Dimensions

Width	20.94 mm
Pitch	5.08 mm
Dimension a	15.24 mm

General

Range of articles	FKCS 2,5/...-ST
Insulating material group	I

Printed-circuit board connector - FKCS 2,5/ 4-ST-5,08 - 1975095

Technical data

General

Rated surge voltage (III/3)	4 kV
Rated surge voltage (III/2)	4 kV
Rated surge voltage (II/2)	4 kV
Rated voltage (III/3)	250 V
Rated voltage (III/2)	320 V
Rated voltage (II/2)	630 V
Connection in acc. with standard	EN-VDE
Nominal current I_N	12 A
Nominal cross section	2.5 mm ²
Maximum load current	12 A
Insulating material	PA
Flammability rating according to UL 94	V0
Internal cylindrical gage	A2
Stripping length	10 mm
Number of positions	4

Connection data

Conductor cross section solid min.	0.2 mm ²
Conductor cross section solid max.	2.5 mm ²
Conductor cross section flexible min.	0.2 mm ²
Conductor cross section flexible max.	2.5 mm ²
Conductor cross section flexible, with ferrule without plastic sleeve min.	0.25 mm ²
Conductor cross section flexible, with ferrule without plastic sleeve max.	2.5 mm ²
Conductor cross section flexible, with ferrule with plastic sleeve min.	0.25 mm ²
Conductor cross section flexible, with ferrule with plastic sleeve max.	2.5 mm ²
Conductor cross section AWG min.	24
Conductor cross section AWG max.	12
2 conductors with same cross section, stranded, TWIN ferrules with plastic sleeve, min.	0.5 mm ²
2 conductors with same cross section, stranded, TWIN ferrules with plastic sleeve, max.	1.5 mm ²
Minimum AWG according to UL/CUL	26
Maximum AWG according to UL/CUL	12

Standards and Regulations

Connection in acc. with standard	EN-VDE
	CUL
Flammability rating according to UL 94	V0

Printed-circuit board connector - FKCS 2,5/ 4-ST-5,08 - 1975095

Classifications

eCl@ss

eCl@ss 4.0	272607xx
eCl@ss 4.1	27260701
eCl@ss 5.0	27260701
eCl@ss 5.1	27260701
eCl@ss 6.0	27260704
eCl@ss 7.0	27440402
eCl@ss 8.0	27440309

ETIM

ETIM 3.0	EC001121
ETIM 4.0	EC002638
ETIM 5.0	EC002638

UNSPSC

UNSPSC 6.01	30211810
UNSPSC 7.0901	39121409
UNSPSC 11	39121409
UNSPSC 12.01	39121409
UNSPSC 13.2	39121409

Approvals

Approvals

Approvals

VDE Gutachten mit Fertigungsüberwachung / IECCEB Scheme / CCA / EAC / cULus Recognized

Ex Approvals

Approvals submitted

Approval details

Printed-circuit board connector - FKCS 2,5/ 4-ST-5,08 - 1975095

Approvals

VDE Gutachten mit Fertigungsüberwachung

mm ² /AWG/kcmil	0.2-2.5
Nominal current I _N	12 A
Nominal voltage U _N	250 V

IECEE CB Scheme

mm ² /AWG/kcmil	0.2-2.5
Nominal current I _N	12 A
Nominal voltage U _N	250 V

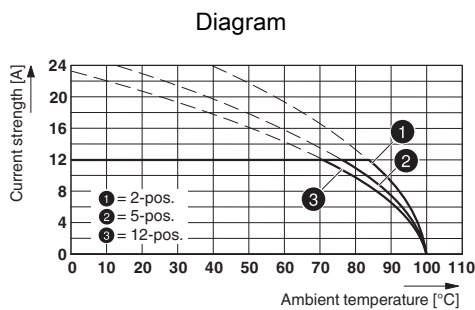
CCA

EAC

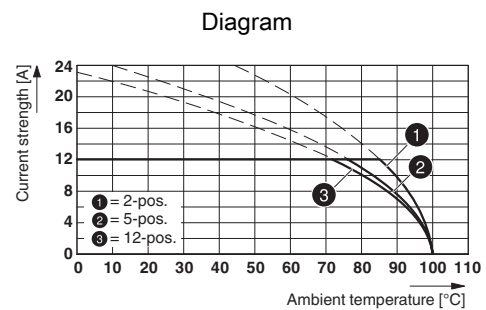
cULus Recognized

	B	D
mm ² /AWG/kcmil	26-12	26-12
Nominal current I _N	10 A	10 A
Nominal voltage U _N	300 V	300 V

Drawings



Type: FKCS 2,5/...-ST-5,08 with CCA 2,5/...-G-5,08 P26THR



Type: FKCS 2,5/...-ST-5,08 with CCVA 2,5/...-G-5,08 P26THR

Printed-circuit board connector - FKCS 2,5/ 4-ST-5,08 - 1975095

Dimensional drawing

