
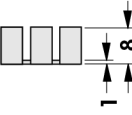
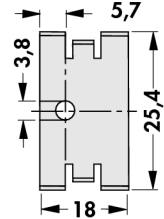


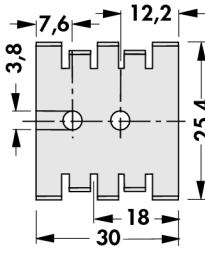

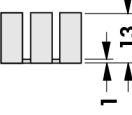
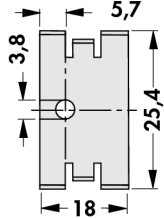

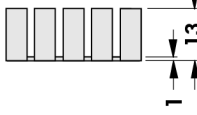
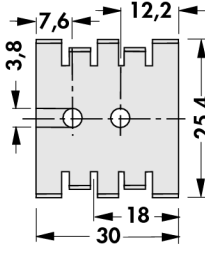

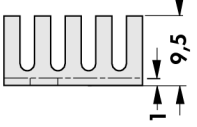
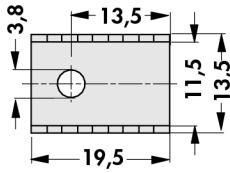

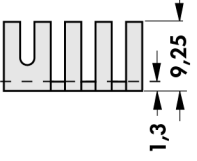
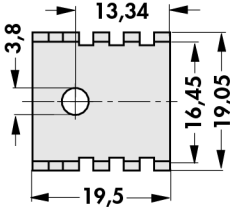


## Heatsinks for transistors in plastic case

art. no.			25 K/W SOT 32	
<b>FK 209 SA</b>				
art. no.			18 K/W CB (SOT 32 + TO 220)	
<b>FK 210 SA</b>				
art. no.			21 K/W SOT 32	
<b>FK 213 SA</b>				
art. no.			15 K/W CB (SOT 32 + TO 220)	
<b>FK 214 SA</b>				
art. no.			24 K/W TO 220	
<b>FK 231 SA 220</b>				
art. no.			24 K/W SOT 32	
<b>FK 239 SA 32</b>				

The heatsinks FK 209 ... 214 are available without hole pattern as well, e.g. FK 209 SA

**material:** aluminium

**surface treatment:** black anodised

Retaining springs for transistors  
Heatsinks for D PAK  
GEL thermal conductive foil  
Insulator caps

→ A 111 - 116  
→ C 17  
→ E 7  
→ E 40

Mounting material for semiconduct.  
Mounting pads  
Mounting pads for transistors  
Mounting parts for heatsinks

→ E 34 - 38  
→ E 36  
→ E 37  
→ E 39 - 40