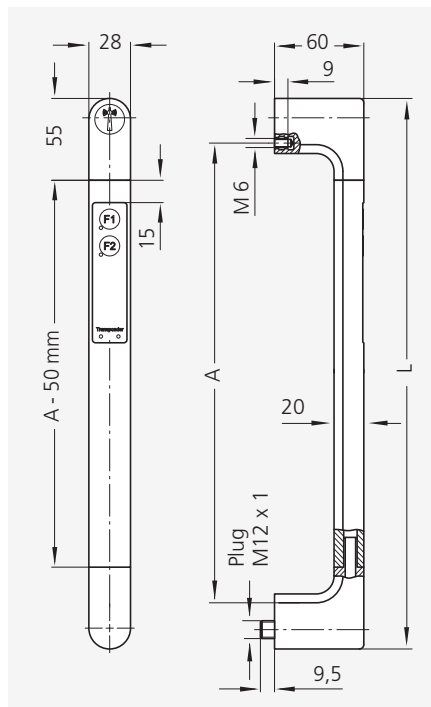
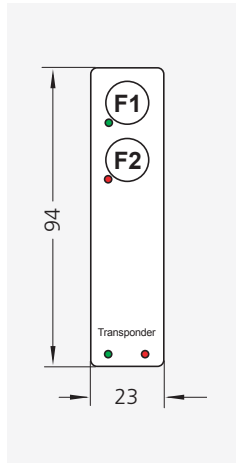




product
design
award

2006



Transponder handle FG4-T

Versions:

Keypad with 2 optional push buttons and 2 LEDs. Button labelling as standard with F1 to F2 or on customers request.

Integrated transponder reader in upper handle shank with a range of approx. 15 cm. Transponder in 3 different versions.

Connection:

12-pole, coupling with 10 m ready made cable available as accessory .

Note:

Further handle lengths, other transponder versions and labelling on request.

Handle

A*	L	Order no.
350	410	FG4-T2.350.11

* Other handle lengths on request

Transponder version

Transponder version	Order no.
Blank card	FZ-TP.001
Key fob	FZ-TP.002
Watch dummy	FZ-TP.003

Handle accessories

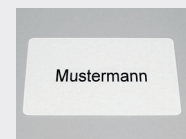


10 m cable welded to coupling 12-pole (M12 x 1)	Order no.
	FZ-KS.W12.10

Technical data

Button F1	GY/PK(11) BU(2) LED green GY(8) BN(1)
Button F2	VT(10) GN(4) LED red GY(8) WH(3)
Transponder Relais	PK(5) YE(6) K1 BK(7)
Operational voltage Transponder LED	12/24 V DC 24 V DC
Switching voltage	min. 100 mV AC/DC • max. 25 V AC / 42 V DC
Switching current	max. 100 mA
Switching power	max. 0,6 W
Connection type	12-pole, M12 x 1

Types of transponder



FZ-TP.001*



FZ-TP.002*



FZ-TP.003*

*) labelling on customers request