Fiber Optic Sensors: FX-500 Version 2 Dimensions

Automation Control Products
- PLC Controls
- HMI Panels
- Industrial Sensors
  - Area Sensors
  - Color Mark Sensors
  - Fiber Optic Sensors
    - FX-100
    - FX-300
    - FX-400
    - **FX-500 Version 2**
    - Touch Fibers
  - Laser Sensors
  - Measurement Sensors
  - Optical Touch Switches
  - Photoelectric Sensors
  - Pressure/Flow Sensors
  - Proximity Sensors
  - Safety Light Curtains
  - Semiconductor Sensors
  - Sensor Controllers
  - Special-purpose Sensors
  - Static Ionizers
  - Video Borescopes
- Laser Markers
- Servos & Drives
- UV Curing Systems
- Machine Vision/ID Products
- Timers
- Limit Switches
- Temperature Controllers
- Counters
- Floor Mattes
- Power Meters

Panasonic
ENGINEERING
SOLUTIONS
for a better life

DOWNLOAD | Think, UNIT | CATALOG PDF | SUPPORT | SALES

Overview | Part Numbers | Specifications | **Dimensions**

Dimensions/model drawings for this product appear below.

- Download FX-500 Version 2 product catalog in PDF format for more in-depth information
- Click here is available for this product (results open in a new window)

Jump to CAD data

Units are usually noted in **millimeters (mm)**.
(For some products, additional measurements may also be provided - noted as inches (in) or inches (in)).

FX-501(P) FX-502(P)

Amplifier

Notes:
1) FX-502(P) only
2) FX-501(P): Operation indicator
FX-502(P): Ch1, Ch2 operation indicator
* The shape of setting switch and key will be changed from production at November, 2011. Please see drawing below.

Before the modification



Notes:
1) FX-502(P) only
2) FX-501(P): Operation indicator
FX-502(P): Ch1, Ch2 operation indicator

↑ Back to top

FX-505(P)-C2

Amplifier

Notes:
* The shape of setting switch and cable will be changed from production at November, 2011. Please see drawing below.

Before the modification

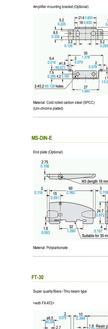

↑ Back to top

CN-73-C1 CN-74-C1

Main cable (Optional)

- Length L

Model No.	Length L
CN-73-C1	1.00 39.370
CN-73-C2	2.00 78.740
CN-73-C5	5.00 196.850
CN-74-C1	1.00 39.370
CN-74-C2	2.00 78.740
CN-74-C5	5.00 196.850

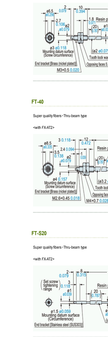

Notes:
1) CN-73-C1 0.3 m
2) CN-73-C1 0.3 m

↑ Back to top

CN-71-C1 CN-72-C1

Sub cable (Optional)

- Length L

Model No.	Length L
CN-71-C1	1.00 39.370
CN-71-C2	2.00 78.740
CN-71-C5	5.00 196.850
CN-72-C1	1.00 39.370
CN-72-C2	2.00 78.740
CN-72-C5	5.00 196.850

Notes:
1) CN-72-C1 0.3 m
2) CN-71-C1 0.3 m

↑ Back to top

MS-DIN-2

Amplifier mounting bracket (Optional)

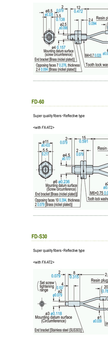

Material: Cold rolled carbon steel (SPCC)
(Uni-chrome plated)

↑ Back to top

MS-DIN-E

End plate (Optional)

Material: Polycarbonate

↑ Back to top

FT-30

Super quality fibers -Thru-beam type

↑ Back to top

FT-40

Super quality fibers -Thru-beam type

↑ Back to top

FT-920

Super quality fibers -Thru-beam type

↑ Back to top

FT-930

Super quality fibers -Thru-beam type

↑ Back to top

FD-30

Super quality fibers -Reflective type

↑ Back to top

FD-40

Super quality fibers -Reflective type

↑ Back to top

FD-60

Super quality fibers -Reflective type

↑ Back to top

FD-530

Super quality fibers -Reflective type

↑ Back to top

Copyright © 2013 Panasonic Electric Works Corporation of America. All rights reserved.
Phone: 1-800-344-2826 - Fax: 1-800-463-8726