

Type FCD

Fast Acting High Breaking Capacity

5 x 20 mm Ceramic Fuse



www.optifuse.com (619) 593-5050

Agency Standards and Listings:



Interrupt Ratings:

1,500Amperes at 250V AC

Time Characteristics

Rated Current	210%		275%		400%		1000%
	MAX	MIN	MAX	MIN	MAX	MAX	
250mA~4A	30 min	10 ms	2 sec	3 ms	300 ms	20 ms	
5A~6.3A	30 min	10 ms	3 sec	3 ms	300 ms	20 ms	
8A~10A	30 min	40 ms	20 sec	10 ms	1 sec	30 ms	
>10A	30 min	40 ms	20 sec	10 ms	1 sec	40 ms	

Operating Temperature:

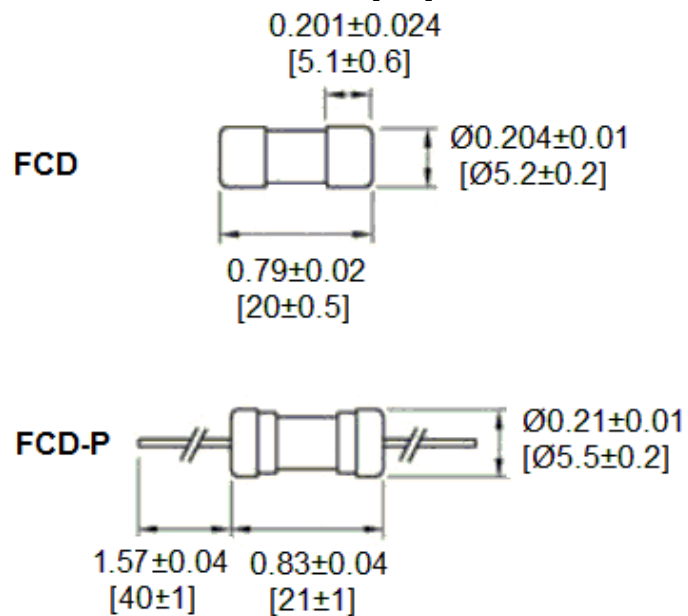
-55°C to +125°C

Material:

Ceramic Body/Nickel Plated Brass Caps
 Lead Wire Ø0.65mm Diameter – 8A and less.
 Ø0.8mm Diameter – 8a~ 12A.
 Ø1.0mm Diameter – over 12A.

Cartridge Part number	Axial Lead Part number	Amper e Rating	Nominal Melting I ² t A ² Sec	Safety Approvals										Voltage Rating	
				CCC	CQC	SEMKO	VDE	UR/CUR	BSI	PSE	KC	CE			
FCD-250mA	FCD-P-250mA	250mA	0.0040	*	*	*	*	*	*	*	*	*	*	*	250V
FCD-315mA	FCD-P-315mA	315mA	0.0142	*	*	*	*	*	*	*	*	*	*	*	250V
FCD-400mA	FCD-P-400mA	400mA	0.0200	*	*	*	*	*	*	*	*	*	*	*	250V
FCD-500mA	FCD-P-500mA	500mA	0.0309	*	*	*	*	*	*	*	*	*	*	*	250V
FCD-630mA	FCD-P-630mA	630mA	0.0672	*	*	*	*	*	*	*	*	*	*	*	250V
FCD-800mA	FCD-P-800mA	800mA	0.1210	*	*	*	*	*	*	*	*	*	*	*	250V
FCD-1A	FCD-P-1A	1A	0.2019	*	*	*	*	*	*	*	*	*	*	*	250V
FCD-1.25A	FCD-P-1.25A	1.25A	0.4489	*	*	*	*	*	*	*	*	*	*	*	250V
FCD-1.6A	FCD-P-1.6A	1.6A	1.243	*	*	*	*	*	*	*	*	*	*	*	250V
FCD-2A	FCD-P-2A	2A	2.204	*	*	*	*	*	*	*	*	*	*	*	250V
FCD-2.5A	FCD-P-2.5A	2.5A	1.995	*	*	*	*	*	*	*	*	*	*	*	250V
FCD-3.15A	FCD-P-3.15A	3.15A	4.271	*	*	*	*	*	*	*	*	*	*	*	250V
FCD-4A	FCD-P-4A	4A	12.22	*	*	*	*	*	*	*	*	*	*	*	250V
FCD-5A	FCD-P-5A	5A	24.20	*	*	*	*	*	*	*	*	*	*	*	250V
FCD-6.3A	FCD-P-6.3A	6.3A	51.30	*	*	*	*	*	*	*	*	*	*	*	250V
FCD-8A	FCD-P-8A	8A	102.2	*	*	*	*	*	*	*	*	*	*	*	250V
FCD-10A	FCD-P-10A	10A	204.7	*	*	*	*	*	*	*	*	*	*	*	250V
FCD-12 A	FCD-P-12A	12A	360.5	*	*	*	*	*	*	*	*	*	*	*	250V
FCD-12.5A	FCD-P-12.5A	12.5A	407.6	*	*	*	*	*	*	*	*	*	*	*	250V
FCD-15A	FCD-P-15A	15A	602.5	*	*	*	*	*	*	*	*	*	*	*	250V
FCD-16A	FCD-P-16A	16A	642.7	*	*	*	*	*	*	*	*	*	*	*	250V

Mechanical Dimensions: Inches [mm]

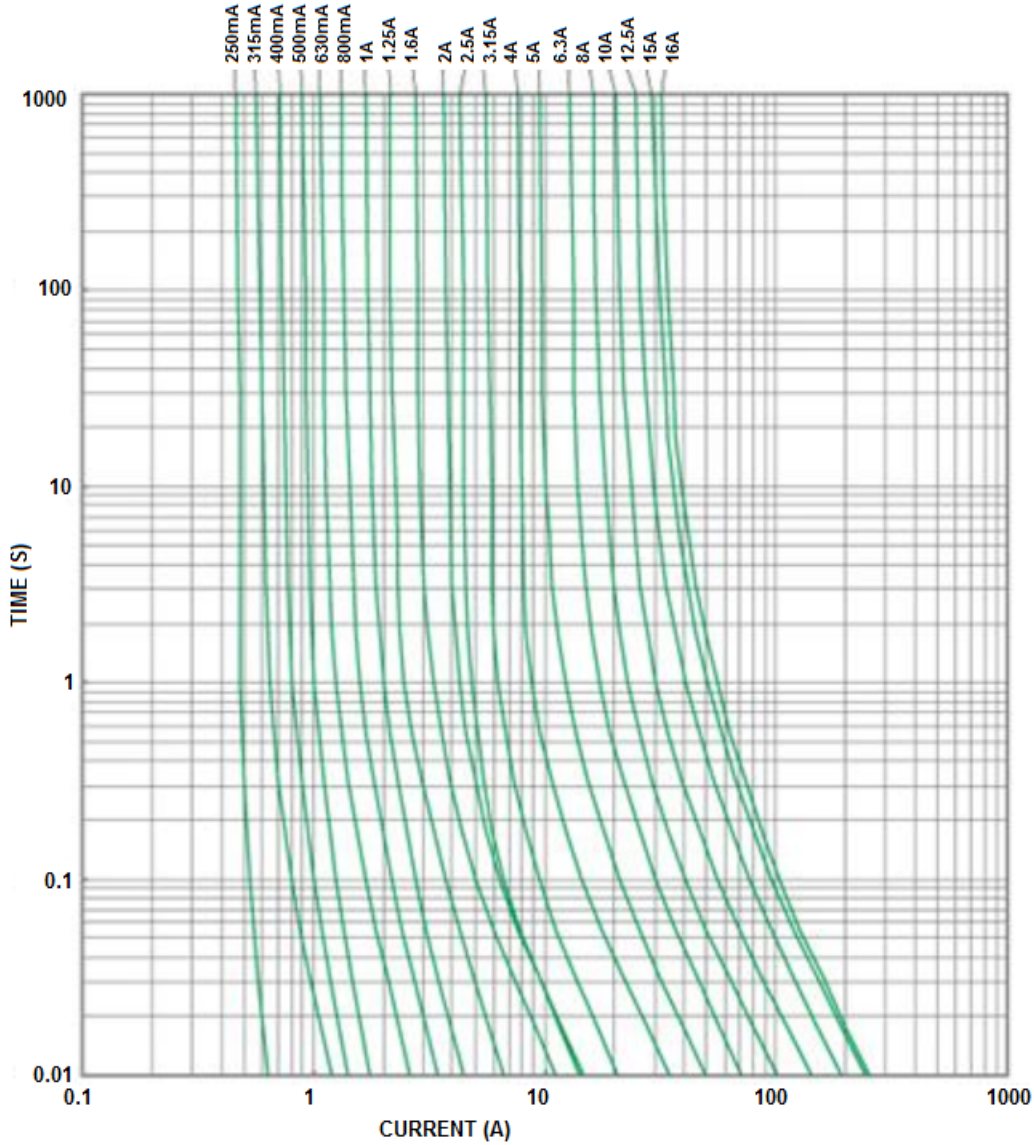



Type FCD
Fast Acting High Breaking Capacity
5 x 20 mm Ceramic Fuse



www.optifuse.com (619) 593-5050

Part Number FCD
TIME CURRENT CURVES



<p>Warning:</p> 	<ul style="list-style-type: none"> -Operation beyond the specified maximum ratings or improper use may result in damage and possible electrical arcing and/or flame. -Glass Fuse device are intended for occasional overcurrent protection. Application for repeated overcurrent condition and/or prolonged trip are not anticipated. -Avoid contact of Glass Fuse device with chemical solvent. Prolonged contact will damage the device performance.
--	---

Note: All specifications subject to change without notice.

Rev F 02/2016 - Page: 2/2
 Code: H01-01H