


CLIFF


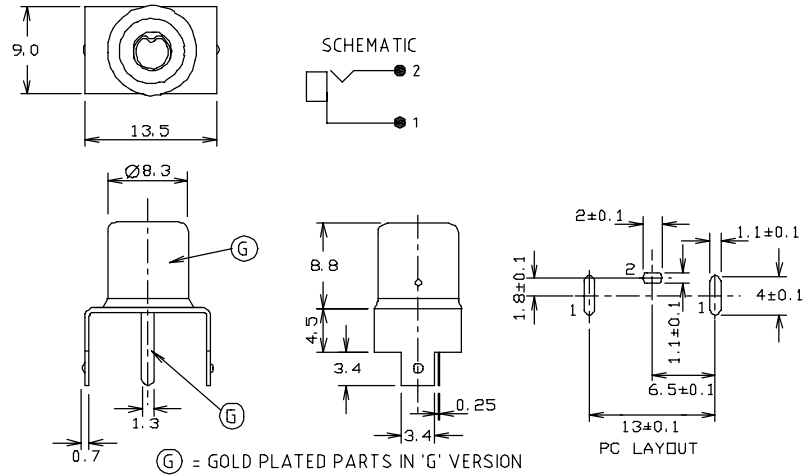
RCA PHONO CONNECTORS




Part No: **FC68402G**




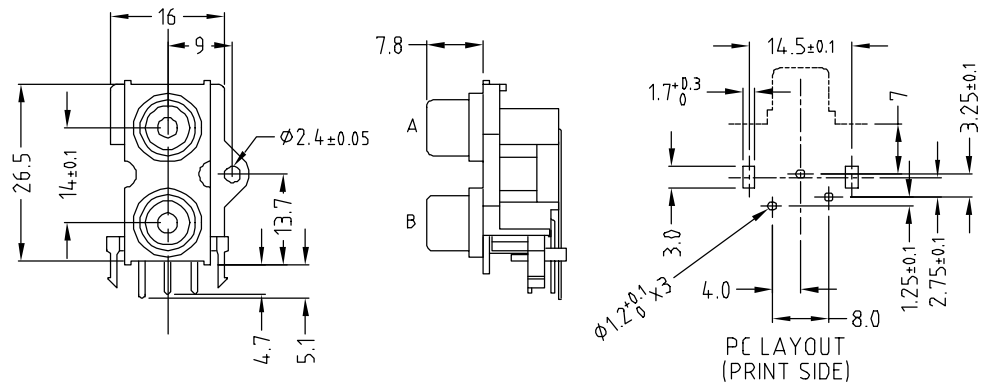
Part No: **FC68403**




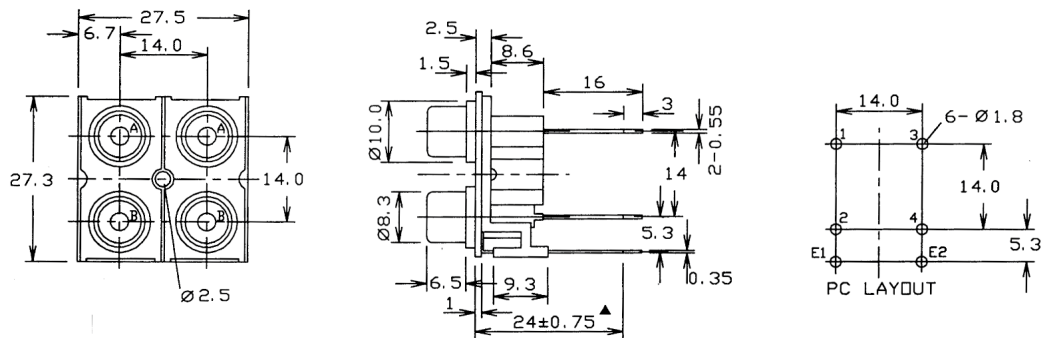
Part No: **FC68405**



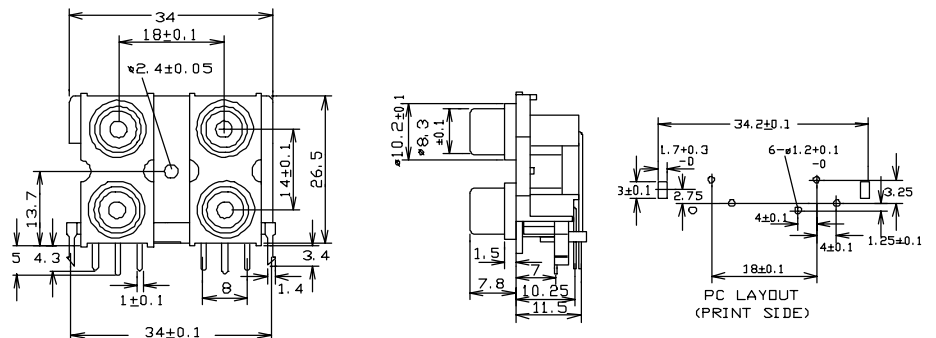
Part No: **FC684052**



Part No: **FC684056**



Part No: **FC684065**



Electrical Specifications

Contact Resistance: 30mΩ max. @ AC 100mA max. 1kHz.
 Dielectric Withstand: 500Vac @ 60 Hz for 1 minute.
 Insulation Resistance: <100mΩ min. @ 500 Vdc.

Mechanical Specifications

Insertion Life (Minimum): >4000 insertions and removals.
 Insertion Force: 0.03~3.0Kg.
 Extraction Force: 0.03~3.0Kg.