


4.9 mm Square SMD Light Touch Switches

Type: **EVQPL/EVQ3PL**
EVQ5PL/EVQPT



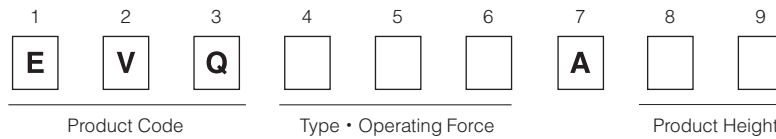
■ Features

- External dimensions : 4.9 mm×4.9 mm,
Height: 0.8 mm(Without push plate), 1.5 mm(With push plate)

■ Recommended Applications

- Operation switches for portable electronic equipment
(Notebook PC, Camcorders, Portable audio players, etc.)
- Operation switches for car audio systems

■ Explanation of Part Numbers




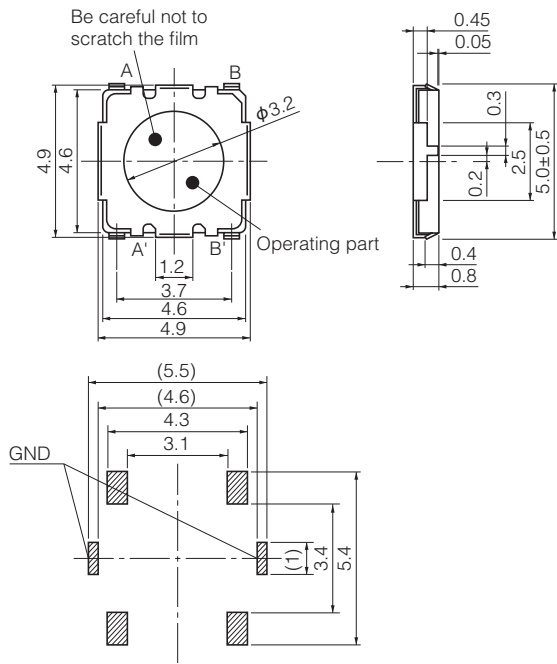
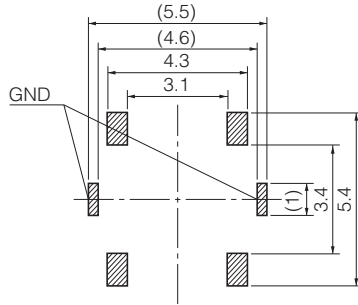
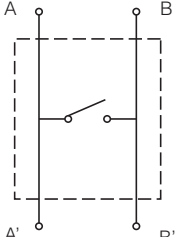

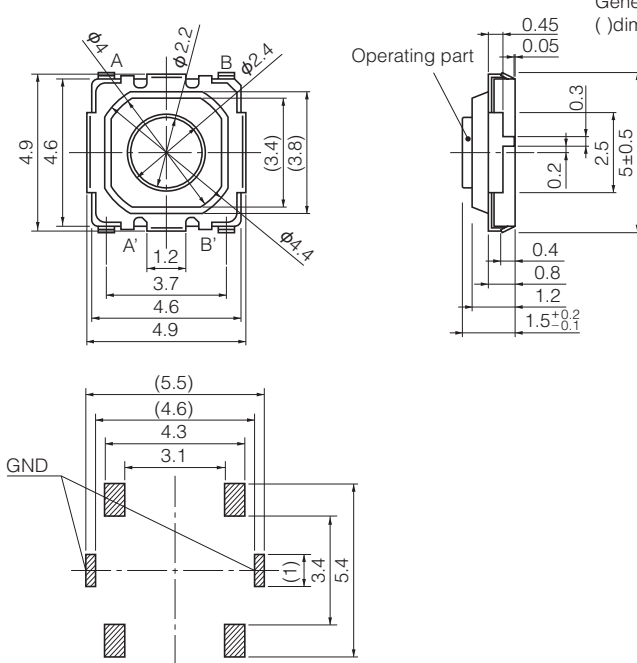
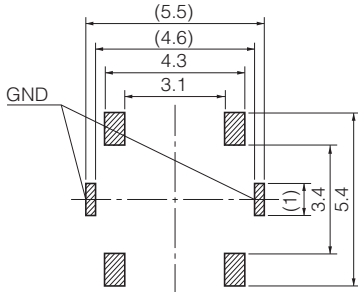
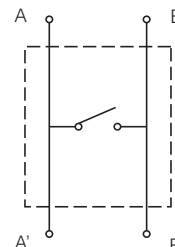
■ Specifications

Type		Snap action/Push-on type SPST	
Electrical	Rating	10 μ A 2 V DC to 20 mA 15 V DC (Resistive load)	
	Contact Resistance	50 m Ω max.	
	Insulation Resistance	50 M Ω min. (at 100 V DC)	
	Dielectric Withstanding Voltage	250 V AC for 1 minute	
	Bouncing	3 ms max. (ON) 8 ms max. (OFF)	
Mechanical	Operating Force	1.0 N \pm 0.5 N 1.6 N \pm 0.5 N	2.6 N \pm 0.6 N 3.5 N \pm 1.0 N
	Travel	0.25 mm ^{+0.10} / _{-0.20} mm	
Endurance	Operating Life	500,000 cycles min.	200,000 cycles min.
Operating Temperature		-20 °C to +70 °C	
Storage Temperature		-40 °C to +85 °C (Bulk) -20 °C to +60 °C (Taping)	
Minimum Quantity/Packing Unit		5,000 pcs. Embossed Taping (Reel Pack)	
Quantity/Carton		25,000 pcs.	

Note: Non washable

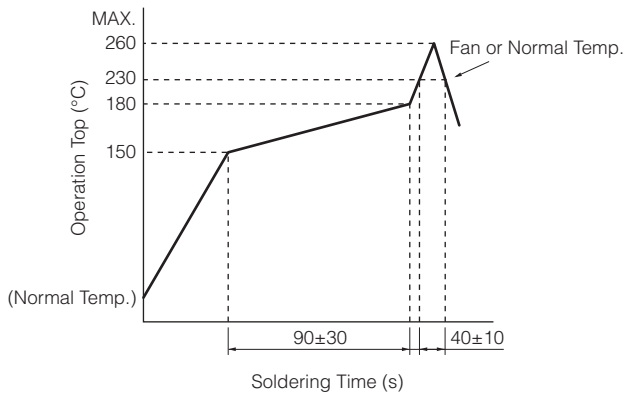
Design and specifications are each subject to change without notice. Ask factory for the current technical specifications before purchase and/or use.
Should a safety concern arise regarding this product, please be sure to contact us immediately.

■ Dimensions in mm (not to scale)

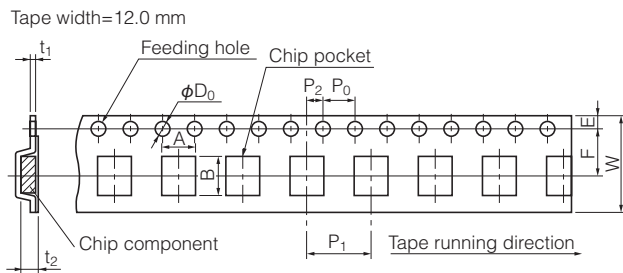
<p>No. 1</p> <p>EVQPLB EVQPLF EVQPLK EVQ5PL</p> <p>(Embossed Taping)</p> <p>Surface mount For reflow soldering Without push plate</p> 	<p>Be careful not to scratch the film</p>  <p>General dimension tolerance : ± 0.2 () dimensions are reference dimensions.</p> <p>GND</p> <p>PWB land pattern for reference</p>  <p>Circuit diagram</p> 		
<p>Part Numbers</p>	<p>Operating Force</p>	<p>Height</p>	<p>Operating Life</p>
<p>EVQPLBA08</p>	<p>1.0 N</p>	<p>0.8 mm</p>	<p>500,000 cycles</p>
<p>EVQPLFA08</p>	<p>1.6 N</p>	<p>0.8 mm</p>	<p>500,000 cycles</p>
<p>EVQPLKA08</p>	<p>2.6 N</p>	<p>0.8 mm</p>	<p>200,000 cycles</p>
<p>EVQ5PLA08</p>	<p>3.5 N</p>	<p>0.8 mm</p>	<p>200,000 cycles</p>
<p>No. 2</p> <p>EVQPLD/PT5 EVQPLH/PT9 EVQPLM EVQ3PL</p> <p>(Embossed Taping)</p> <p>Surface mount For reflow soldering With push plate</p> 	<p>General dimension tolerance : ± 0.2 () dimensions are reference dimensions.</p>  <p>Operating part</p> <p>GND</p> <p>PWB land pattern for reference</p>  <p>Circuit diagram</p> 		
<p>Part Numbers</p>	<p>Operating Force</p>	<p>Height</p>	<p>Operating Life</p>
<p>EVQPLDA15/PT5A15</p>	<p>1.0 N</p>	<p>1.5 mm</p>	<p>500,000/2,000,000 cycles</p>
<p>EVQPLHA15/PT9A15</p>	<p>1.6 N</p>	<p>1.5 mm</p>	<p>500,000/2,000,000 cycles</p>
<p>EVQPLMA15</p>	<p>2.6 N</p>	<p>1.5 mm</p>	<p>200,000 cycles</p>
<p>EVQ3PLA15</p>	<p>3.5 N</p>	<p>1.5 mm</p>	<p>200,000 cycles</p>

Design and specifications are each subject to change without notice. Ask factory for the current technical specifications before purchase and/or use.
Should a safety concern arise regarding this product, please be sure to contact us immediately.

■ Recommended Reflow Soldering Conditions



● Embossed Carrier Taping

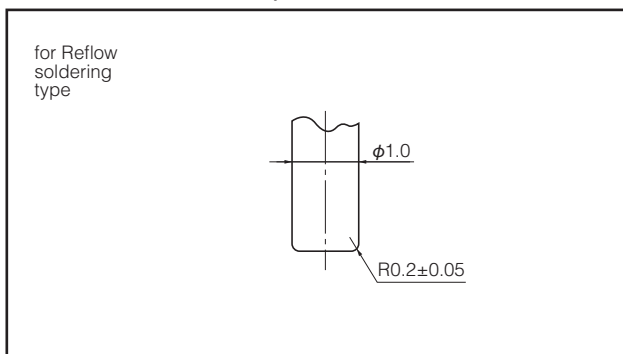


Taping condition : Lack of products in the middle of taping should be one MAX, but total quantity specified in the specifications should be secured.
 Peeling off strength of top tape : It should be within 0.2N to 1.0N at 165 degree in peeling off angle.
 Joint of carrier tape : One joint per one reel may exist.

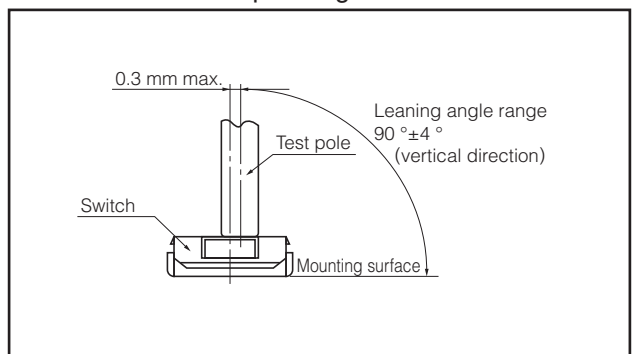
Unit: mm

Part No.	Height	A	B	W	F	E	P ₁	P ₂	P ₀	D ₀ Dia.	t ₁	t ₂
EVQPL EVQ3PL EVQ5PL EVQPT	0.8/1.5	5.0±0.2	5.0±0.2	12.0±0.3	5.5±0.1	1.75±0.10	8.0±0.1	2.0±0.1	4.0±0.1	1.5 ^{+0.1} ₀	0.35±0.1	1.0/1.7±0.2

■ Recommended Shape of Test Pole



■ Recommended Operating Conditions



Design and specifications are each subject to change without notice. Ask factory for the current technical specifications before purchase and/or use.
 Should a safety concern arise regarding this product, please be sure to contact us immediately.