


(2.54 mm) .100"

ESQ-110-44-T-D



ESW-115-12-G-S



ESQ-132-14-G-D

ESW, ESQ SERIES

# ELEVATED SOCKET

**Mates with:**

TSW, MTSW, EW, MTLW, TSS, ZSS, TSM, DW, ZW, HW, TSSH, HTSS

**SPECIFICATIONS**

For complete specifications see [www.samtec.com?ESW](http://www.samtec.com?ESW) or [www.samtec.com?ESQ](http://www.samtec.com?ESQ)

**Insulator Material:** Black Glass Filled Polyester  
**Contact Material:** Phosphor Bronze  
**Plating:** Au or Sn over 50 μ" (1.27 μm) Ni  
**Current Rating (ESW/TSW):** 5.2 A per pin (2 pins powered)  
**Current Rating (ESQ/TSW):** 5.7 A per pin (2 pins powered)  
**Voltage Rating:** 550 VAC mated with TSW or ESQ  
**Operating Temp Range:** -55 °C to +125 °C with Gold -55 °C to +105 °C with Tin  
**Insertion Depth:** (3.68 mm) .145" to (6.35 mm) .250"  
**Normal Force:** Standard = 125 grams (4.4 N)  
**Max Cycles:** 100 with 10 μ" (0.25 μm) Au  
**RoHS Compliant:** Yes  
**Lead-Free Solderable:** Wave only

**RECOGNITIONS**

For complete scope of recognitions see [www.samtec.com/quality](http://www.samtec.com/quality)

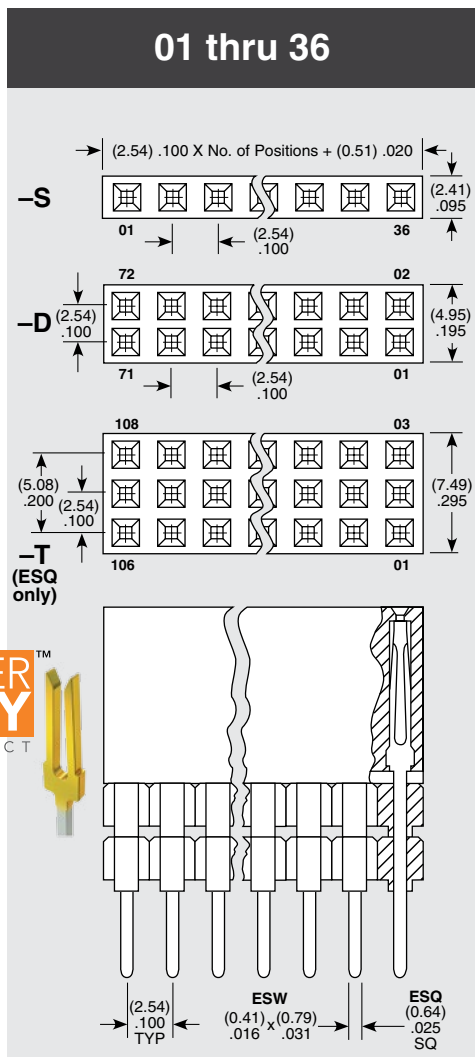


**ALSO AVAILABLE (MOQ Required)**

- Other platings
- Contact Samtec.

**Note:** Some lengths, styles and options are non-standard, non-returnable.


<b>TYPE STRIP</b>	<b>1</b>	<b>NO. PINS PER ROW</b>	<b>LEAD STYLE</b>	<b>PLATING OPTION</b>	<b>ROW OPTION</b>	<b>OTHER OPTION</b>
<b>ESW</b> = Solder Tail				<b>-L</b> = 10 μ" (0.25 μm) Gold contact, Matte Tin on tail	<b>-S</b> = Single Row	<b>-LL</b> = Locking Lead
<b>ESQ</b> = Square Tail				<b>-G</b> = 20 μ" (0.51 μm) Gold contact, Gold Flash on Balance	<b>-D</b> = Double Row	 Two leads per strip crimped. N/A with single row 1 or 2 positions.
				<b>-T</b> = Matte Tin (N/A w/LIF contact)	<b>-T</b> = Triple Row (ESQ only)	<b>"XXX"</b> = Polarized



**Specify LEAD STYLE from chart below.**

STANDARD INSERTION FORCE	LOW INSERTION FORCE	A	B
- 12	- 37	(2.29) .090	(11.05) .435
- 13	- 38	(7.36) .290	
- 23	- 48	(4.83) .190	(13.59) .535
- 33	- 58	(2.29) .090	(16.13) .635
- 14	- 39	(12.19) .480	(11.05) .435
- 24	- 49	(9.65) .380	(13.59) .535
- 34	- 59	(7.11) .280	(16.13) .635
- 44	- 69	(4.57) .180	(18.67) .735

**APPLICATIONS**



PC/104™ J1/P1 "Stackthrough" Connectors	
Standard Insertion Force	ESQ-132-14-G-D
Low Insertion Force	ESQ-132-39-G-D
PC/104™ J1 "Non-Stackthrough" Connectors	
Standard Insertion Force	ESQ-132-12-G-D
Low Insertion Force	ESQ-132-37-G-D
PC/104™ J2/P2 "Stackthrough" Connectors	
Standard Insertion Force	ESQ-120-14-G-D
Low Insertion Force	ESQ-120-39-G-D

PC/104 is a trademark of the PC/104 Consortium.

Due to technical progress, all designs, specifications and components are subject to change without notice.

[WWW.SAMTEC.COM](http://WWW.SAMTEC.COM)

All parts within this catalog are built to Samtec's specifications. Customer specific requirements must be approved by Samtec and identified in a Samtec customer-specific drawing to apply.