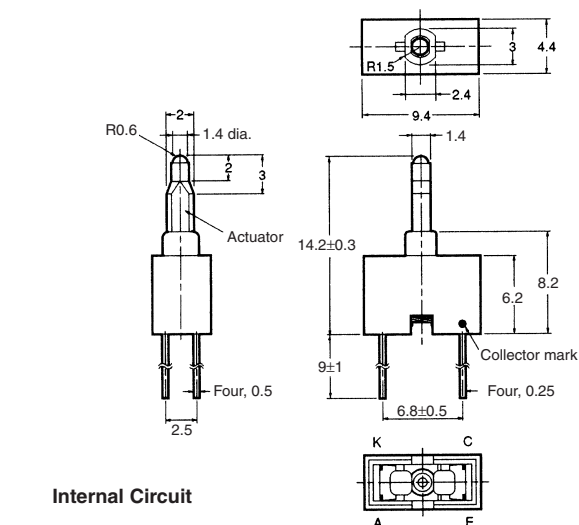


Photomicrosensor (Actuator) EE-SA105

■ Dimensions

Note: All units are in millimeters unless otherwise indicated.



Unless otherwise specified, the tolerances are as shown below.

Dimensions	Tolerance
3 mm max.	±0.3
3 < mm ≤ 6	±0.375
6 < mm ≤ 10	±0.45
10 < mm ≤ 18	±0.55
18 < mm ≤ 30	±0.65

Terminal No.	Name
A	Anode
K	Cathode
C	Collector
E	Emitter

■ Features

- Model has an actuator and low operating force (0.15 N (15 gf)).
- Connects to circuits with ease.
- RoHS Compliant.

■ Absolute Maximum Ratings (Ta = 25°C)

Item	Symbol	Rated value
Emitter	Forward current	I_F 50 mA (see note 1)
	Pulse forward current	I_{FP} 1 A (see note 2)
	Reverse voltage	V_R 4 V
	Collector–Emitter voltage	V_{CEO} 30 V
Detector	Emitter–Collector voltage	V_{ECO} 5 V
	Collector current	I_C 20 mA
	Collector dissipation	P_C 100 mW (see note 1)
Ambient temperature	Operating	T_{opr} –25°C to 70°C
	Storage	T_{stg} –40°C to 100°C
Soldering temperature	T_{sol}	260°C (see note 3)

Note: 1. Refer to the temperature rating chart if the ambient temperature exceeds 25°C.

2. The pulse width is 10 μ s maximum with a frequency of 100 Hz.
3. Complete soldering within 10 seconds.

■ Ordering Information

Description	Model
Photomicrosensor (actuator)	EE-SA105

■ Electrical and Optical Characteristics (Ta = 25°C)

Item	Symbol	Value	Condition
Emitter	Forward voltage	V_F 1.2 V typ., 1.5 V max.	$I_F = 30$ mA
	Reverse current	I_R 0.01 μ A typ., 10 μ A max.	$V_R = 4$ V
	Peak emission wavelength	λ_P 940 nm typ.	$I_F = 20$ mA
Detector	Light current	I_L 0.5 mA min.	$I_F = 20$ mA, $V_{CE} = 5$ V at free position (FP)
	Dark current	I_D 2 nA typ., 200 nA max.	$V_{CE} = 10$ V, 0 lx
	Leakage current	I_{LEAK} 10 μ A max.	$I_F = 20$ mA, $V_{CE} = 5$ V at operating position (OP)
	Collector–Emitter saturated voltage	$V_{CE(sat)}$ 0.15 V typ., 0.4 V max.	$I_F = 20$ mA, $I_L = 0.1$ mA
	Peak spectral sensitivity wavelength	λ_P 850 nm typ.	$V_{CE} = 10$ V
Rising time	tr	---	---
Falling time	tf	---	---

■ Mechanical Characteristics

Actuator operation ($I_F = 20$ mA, $V_{CE} = 5$ V) (see note 1)	Free position (FP):	14.2 \pm 0.3 mm
	Operating position (OP):	13.0 mm min.
	Total travel position (TTP):	12.1 mm max.
Operating force (see note 2)	0.15 N (15 gf) max.	
Mechanical life expectancy	500,000 operations min. (The actuator traveling from its FP to FP via TTP is regarded as one operation.)	

Note: 1. Free position (FP):

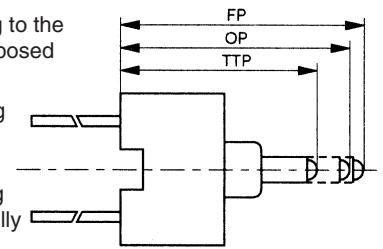
The distance between the bottom of the housing to the top of the actuator without any external force imposed on the actuator.

Operating position (OP):

The distance between the bottom of the housing to the top of the actuator when the actuator is pressed and the I_L becomes I_{LEAK} or less.

Total travel position (TTP):

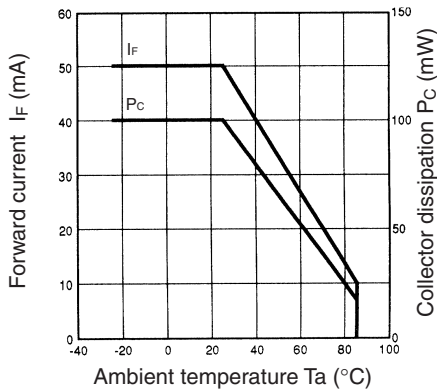
The distance between the bottom of the housing to the top of the actuator when the actuator is fully pressed.



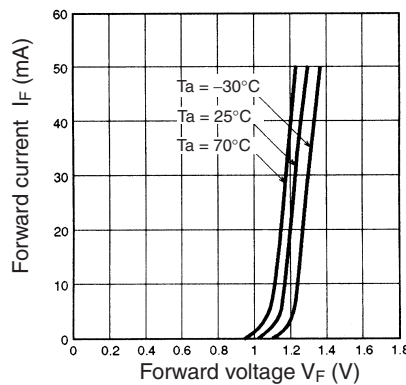
2. Operating force: The force required to press the actuator from its FP to OP.

Engineering Data

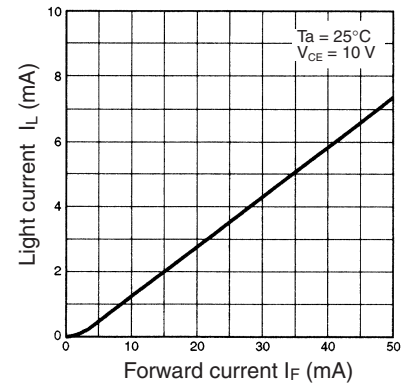
Forward Current vs. Collector Dissipation Temperature Rating



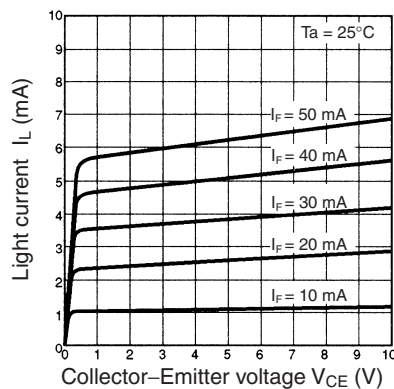
Forward Current vs. Forward Voltage Characteristics (Typical)



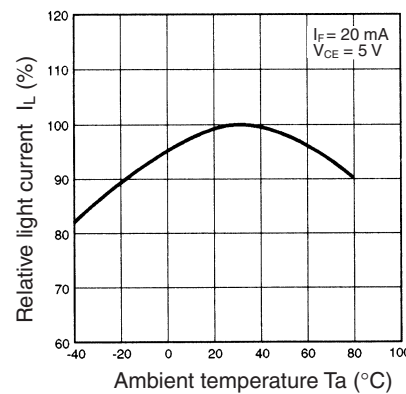
Light Current vs. Forward Current Characteristics (Typical)



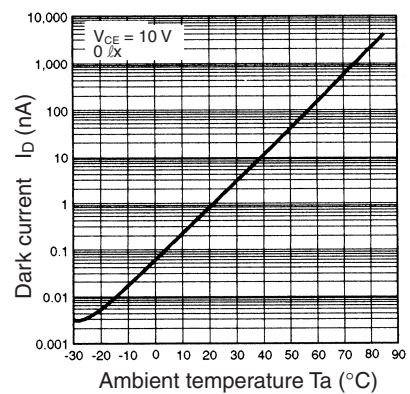
Light Current vs. Collector-Emitter Voltage Characteristics (Typical)



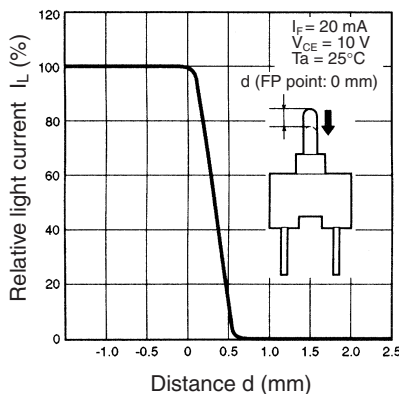
Relative Light Current vs. Ambient Temperature Characteristics (Typical)



Dark Current vs. Ambient Temperature Characteristics (Typical)



Sensing Position Characteristics (Typical)



A large grid of 20 columns and 30 rows of small squares, intended for taking notes. The grid is composed of thin, light gray lines forming a uniform pattern across the page.

All sales are subject to Omron Electronic Components LLC standard terms and conditions of sale, which can be found at http://www.components.omron.com/components/web/webfiles.nsf/sales_terms.html

ALL DIMENSIONS SHOWN ARE IN MILLIMETERS.
To convert millimeters into inches, multiply by 0.03937. To convert grams into ounces, multiply by 0.03527.

OMRON[®]

**OMRON ELECTRONIC
COMPONENTS LLC**

55 E. Commerce Drive, Suite B
Schaumburg, IL 60173

847-882-2288

OMRON ON-LINE

Global - <http://www.omron.com>

USA - <http://www.components.omron.com>