


Metallized Polyester Film Capacitor

Type: **ECQE(T)**

Non-inductive construction using metallized Polyester film with flame retardant epoxy resin coating

■ Features

- Self-healing property
- Excellent electrical characteristics
- Flame retardant epoxy resin coating
- Moisture resistance 85 °C, 85 % RH for 500 hours
- RoHS directive compliant



■ Recommended Applications

- General purpose usage

■ Explanation of Part Numbers

1	2	3	4	5	6	7	8	9	10	11	12																												
E	C	Q	E							T																													
Product code		Dielectric & construction		Rated volt.		Capacitance			Cap. Tol.	Suffix	Suffix																												
				<table border="1" style="width: 100%; border-collapse: collapse; text-align: center;"> <tr> <td>2</td> <td>250 VDC</td> <td>1A</td> <td>125 VAC</td> </tr> <tr> <td>4</td> <td>400 VDC</td> <td>2A</td> <td>250 VAC</td> </tr> <tr> <td>6</td> <td>630 VDC</td> <td></td> <td></td> </tr> </table>		2	250 VDC	1A	125 VAC	4	400 VDC	2A	250 VAC	6	630 VDC						<table border="1" style="width: 100%; border-collapse: collapse; text-align: center;"> <tr> <td>J</td> <td>±5 %</td> </tr> <tr> <td>K</td> <td>±10 %</td> </tr> </table>	J	±5 %	K	±10 %	<table border="1" style="width: 100%; border-collapse: collapse; text-align: center;"> <tr> <th>Suffix</th> <th>Lead Form</th> </tr> <tr> <td>Blank</td> <td>Straight</td> </tr> <tr> <td>B</td> <td>Crimped lead</td> </tr> <tr> <td>Z</td> <td>Cut lead</td> </tr> <tr> <td>3</td> <td>Crimped taping (Ammo)</td> </tr> <tr> <td>6</td> <td>Crimped taping (Ammo)</td> </tr> </table>		Suffix	Lead Form	Blank	Straight	B	Crimped lead	Z	Cut lead	3	Crimped taping (Ammo)	6	Crimped taping (Ammo)
2	250 VDC	1A	125 VAC																																				
4	400 VDC	2A	250 VAC																																				
6	630 VDC																																						
J	±5 %																																						
K	±10 %																																						
Suffix	Lead Form																																						
Blank	Straight																																						
B	Crimped lead																																						
Z	Cut lead																																						
3	Crimped taping (Ammo)																																						
6	Crimped taping (Ammo)																																						

● Explanation of Part Number for Odd Size Taping

1	2	3	4	5	6	7	8	9	10	11	12
E	C	Q	E							R	T
Product code		Dielectric & construction		Rated volt.		Capacitance			Suffix	Cap. Tol.	Suffix

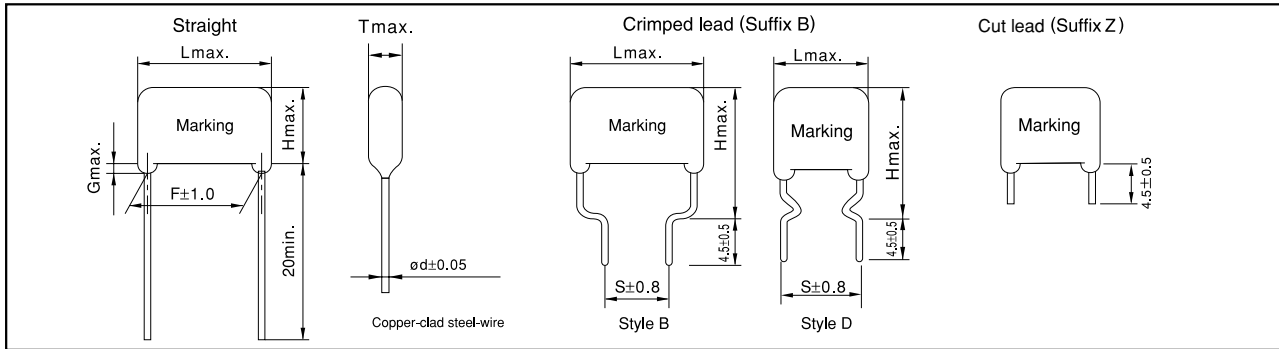
■ Specifications

Category temp. range (Including temperature-rise on unit surface)	250 VDC, 400 VDC, 630 VDC	-40 °C to +105 °C
	125 VAC, 250 VAC	-40 °C to +105 °C
Rated voltage	250 VDC, 400 VDC, 630 VDC (Derating of rated voltage by 1.25 %/°C at more than 85 °C) 125 VAC, 250 VAC	
Capacitance range	0.010 μF to 10 μF (E12)	
Capacitance tolerance	±5 % (J), ±10 % (K)	
Dissipation factor (tan δ)	tan δ ≤ 1.0 % (20 °C, 1 kHz)	
Withstand voltage	<ul style="list-style-type: none"> ● Rated volt. 250 VDC to 630 VDC Between terminals : Rated volt.(VDC) × 150 % 60 s 	
	<ul style="list-style-type: none"> ● Rated volt. 125 VAC, 250 VAC Between terminals : Rated volt.(VAC) × 230 % 60 s Between terminals to enclosure : 1500 VAC 60 s 	
Insulation resistance (IR)	250 VDC to 630 VDC: C ≤ 0.33 μF : IR ≥ 9000 MΩ C > 0.33 μF : IR ≥ 3000 MΩ · μF (20 °C, 100VDC, 60 s)	
	125 VAC, 250 VAC: IR ≥ 2000 MΩ (20 °C, 500 VDC, 60 s)	

* In case of applying voltage in alternating current (50 Hz or 60 Hz sine wave) to a capacitor with DC rated voltage, please refer to the page of "Permissible voltage (R.M.S) in alternating current corresponding to DC rated voltage".

* Voltage to be applied to ECQE1A (T) & ECQE2A (T) is only sine wave (50 Hz or 60 Hz).

■ Dimensions in mm (not to scale)

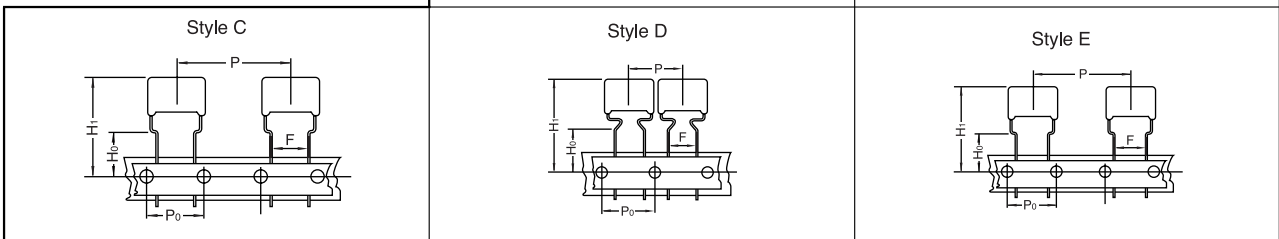


■ Packaging Specifications for Bulk Package

Packing quantity: 100 pcs./bag

■ Taping Specifications for Automatic Insertion

● Taping style



*Refer to the page of taping specifications.

● Packaging Specifications

Type	Rated volt.	Cap. range (μF)	Taping style					Packing	suffix
			AD	AB	C	D	E		
ECQE(T)	250 VDC	0.010 to 0.15	○					Ammo	() T3
		0.18 to 0.33			○			Ammo	() T3
		0.39 to 1.5			○			Ammo	() T3
		0.010 to 0.33				○		Ammo	R() T
		0.39 to 1.5					○	Ammo	R() T
	400 VDC	0.010 to 0.033	○					Ammo	() T3
		0.039 to 0.10			○			Ammo	() T3
		0.12 to 0.47			○			Ammo	() T3
		0.010 to 0.10				○		Ammo	R() T
		0.12 to 0.47					○	Ammo	R() T
	630 VDC	0.010 to 0.047			○			Ammo	() T3
		0.056 to 0.22			○			Ammo	() T3
		0.010 to 0.047				○		Ammo	R() T
		0.056 to 0.22					○	Ammo	R() T
	125 VAC	0.27 to 0.47			○			Ammo	() T3
		0.010 to 0.10		○				Ammo	() T6
0.12 to 0.22				○			Ammo	() T6	
0.010 to 0.22					○		Ammo	R() T	
0.27 to 0.47						○	Ammo	R() T	
250 VAC	0.056 to 0.22			○			Ammo	() T3	
	0.010 to 0.047			○			Ammo	() T6	
	0.010 to 0.047				○		Ammo	R() T	
	0.056 to 0.22					○	Ammo	R() T	

● Lead Spacing

Style	Lead Spacing
AD	5.0 mm
AB	5.0 mm
C	5.0 mm
D	7.5 mm
E	7.5 mm

*See the column "Rating, Dimensions & Quantity Box" for packing quantity.

■ Rating, Dimensions & Quantity/Ammo Box

● Rated voltage : 250 VDC, Capacitance tolerance : ±5 % (J), ±10 % (K)

Part No.	Cap. (μF)	Dimensions (mm)								Min. order Q'ty			Bulk			
		L ^{max.}	T ^{max.}	H ^{max.}		F		S	G ^{max.}	φ d	Taping					
				Straight	Crimped lead	Straight	Crimped lead	Straight	Standard 5 mm		Odd size 5 mm	Odd size 7.5 mm				
ECQE2103□T()	0.010	10.8	4.3	7.4	12.4	7.5	7.5	1.0	0.60	1500	—	1800	500			
ECQE2123□T()	0.012	10.8	4.4	7.5	12.5	7.5	7.5	1.0	0.60			1700				
ECQE2153□T()	0.015	10.8	4.4	7.5	12.5	7.5	7.5	1.0	0.60			1700				
ECQE2183□T()	0.018	10.8	4.4	7.5	12.5	7.5	7.5	1.0	0.60			1700				
ECQE2223□T()	0.022	10.8	4.4	7.5	12.5	7.5	7.5	1.0	0.60			1700				
ECQE2273□T()	0.027	10.8	4.4	7.5	12.5	7.5	7.5	1.0	0.60			1700				
ECQE2333□T()	0.033	10.8	4.5	7.5	12.5	7.5	7.5	1.0	0.60			1700				
ECQE2393□T()	0.039	10.8	4.5	7.5	12.5	7.5	7.5	1.0	0.60			1700				
ECQE2473□T()	0.047	10.8	4.5	7.5	12.5	7.5	7.5	1.0	0.60			1700				
ECQE2563□T()	0.056	10.8	4.8	7.9	12.9	7.5	7.5	1.0	0.60			1600				
ECQE2683□T()	0.068	10.8	4.5	7.5	12.5	7.5	7.5	1.0	0.60			1700				
ECQE2823□T()	0.082	10.8	4.9	8.0	13.0	7.5	7.5	1.0	0.60			1500				
ECQE2104□T()	0.10	10.8	5.8	8.4	13.4	7.5	7.5	1.0	0.60			1300				
ECQE2124□T()	0.12	10.8	6.0	9.0	14.0	7.5	7.5	1.0	0.60			1000		—	1200	500
ECQE2154□T()	0.15	10.8	6.0	10.8	15.8	7.5	7.5	1.0	0.60						1400	
ECQE2184□T()	0.18	12.5	5.0	10.3	15.3	10.0	10.0	1.0	0.60	1300						
ECQE2224□T()	0.22	12.5	5.5	10.5	15.5	10.0	10.0	1.0	0.60	800						
ECQE2274□T()	0.27	12.5	6.0	11.5	16.5	10.0	10.0	1.0	0.60	700						
ECQE2334□T()	0.33	12.5	6.5	12.0	17.0	10.0	10.0	1.0	0.60	1200						
ECQE2394□T()	0.39	12.5	6.5	12.0	17.0	10.0	10.0	1.0	0.60	600						
ECQE2394□T()	0.39	19.0	4.9	12.0	17.0	15.0	10.0	1.0	0.60	1100						
ECQE2474□T()	0.47	19.0	5.3	12.5	17.5	15.0	10.0	1.0	0.60	800						
ECQE2564□T()	0.56	19.0	5.5	13.0	18.0	15.0	10.0	1.0	0.60	700						
ECQE2684□T()	0.68	19.0	6.0	13.5	18.5	15.0	10.0	1.0	0.80	800						
ECQE2824□T()	0.82	19.0	6.5	14.5	19.5	15.0	10.0	1.0	0.80	700						
ECQE2105□T()	1.0	19.0	7.4	15.0	20.0	15.0	10.0	1.0	0.80	600						
ECQE2125□T()	1.2	19.0	8.0	15.9	20.9	15.0	10.0	1.0	0.80	500						
ECQE2155□T()	1.5	19.0	9.0	16.8	21.8	15.0	10.0	1.0	0.80	400						
ECQE2185□T()	1.8	26.5	7.5	15.5	20.5	22.5	15.0	1.0	0.80	—	—	500				
ECQE2225□T()	2.2	26.5	8.5	16.3	21.3	22.5	15.0	1.0	0.80							
ECQE2275□T()	2.7	26.5	9.4	17.0	22.0	22.5	15.0	1.0	0.80							
ECQE2335□T()	3.3	26.5	10.3	18.0	23.0	22.5	15.0	1.5	0.80							
ECQE2395□T()	3.9	26.5	11.0	20.5	25.5	22.5	15.0	1.5	0.80							
ECQE2475□T()	4.7	26.5	12.0	21.5	26.5	22.5	15.0	1.5	0.80							
ECQE2565□T()	5.6	31.5	11.8	21.0	26.0	27.5	22.5	1.5	0.80							
ECQE2685□T()	6.8	31.5	13.0	22.4	27.4	27.5	22.5	1.5	0.80							
ECQE2825□T()	8.2	31.5	14.3	23.5	28.5	27.5	22.5	1.5	0.80							
ECQE2106□T()	10.0	31.5	15.9	25.8	30.8	27.5	22.5	1.5	0.80							

↑ Suffix for lead crimped or taped type
 ↑ Cap. tol. code

style D: 0.010 μF to 0.33 μF
 style B: 0.39 μF to 10.0 μF

Metallized Film

■ Rating, Dimensions & Quantity/Ammo Box

● Rated voltage : 400 VDC, Capacitance tolerance : ±5 % (J), ±10 % (K)

Part No.	Cap. (μF)	Dimensions (mm)								Min. order Q'ty				
		L max.	T max.	H max.		F		S		G max.	φ d	Taping		
				Straight	Crimped lead	Straight	Crimped lead	Straight	Crimped lead			Standard 5 mm	Odd size 5 mm	Odd size 7.5 mm
ECQE4103□T()	0.010	10.8	4.3	7.4	12.4	7.5	7.5	1.0	0.60	1500	—	1800	500	
ECQE4123□T()	0.012	10.8	4.4	7.5	12.5	7.5	7.5	1.0	0.60			1700		
ECQE4153□T()	0.015	10.8	4.4	7.5	12.5	7.5	7.5	1.0	0.60			1600		
ECQE4183□T()	0.018	10.8	4.4	7.5	12.5	7.5	7.5	1.0	0.60			1400		
ECQE4223□T()	0.022	10.8	4.8	7.9	12.9	7.5	7.5	1.0	0.60			1200		
ECQE4273□T()	0.027	10.8	5.5	8.0	13.0	7.5	7.5	1.0	0.60			—		—
ECQE4333□T()	0.033	10.8	6.0	9.0	14.0	7.5	7.5	1.0	0.60	1000	—	1500	500	
ECQE4393□T()	0.039	12.5	4.9	8.0	13.0	10.0	10.0	1.0	0.60			1400		
ECQE4473□T()	0.047	12.5	5.0	8.3	13.3	10.0	10.0	1.0	0.60			1300		
ECQE4563□T()	0.056	12.5	5.0	10.0	15.0	10.0	10.0	1.0	0.60			800		700
ECQE4683□T()	0.068	12.5	5.4	10.5	15.5	10.0	10.0	1.0	0.60			700		600
ECQE4823□T()	0.082	12.5	5.8	11.0	16.0	10.0	10.0	1.0	0.60			600		500
ECQE4104□T()	0.10	12.5	6.3	12.0	17.0	10.0	10.0	1.0	0.60	—	—	1200	500	
ECQE4124□T()	0.12	19.0	5.0	10.0	15.0	15.0	10.0	1.0	0.60			800		700
ECQE4154□T()	0.15	19.0	5.0	12.4	17.4	15.0	10.0	1.0	0.60			700		600
ECQE4184□T()	0.18	19.0	5.4	12.5	17.5	15.0	10.0	1.0	0.60			600		500
ECQE4224□T()	0.22	19.0	5.9	13.0	18.0	15.0	10.0	1.0	0.60			500		400
ECQE4274□T()	0.27	19.0	6.5	14.3	19.3	15.0	10.0	1.0	0.80			—		—
ECQE4334□T()	0.33	19.0	7.0	14.9	19.9	15.0	10.0	1.0	0.80	—	—	1200	500	
ECQE4394□T()	0.39	19.0	7.5	15.4	20.4	15.0	10.0	1.0	0.80			800		700
ECQE4474□T()	0.47	19.0	7.8	17.0	22.0	15.0	10.0	1.0	0.80			700		600
ECQE4564□T()	0.56	26.5	6.5	16.0	21.0	22.5	15.0	1.0	0.80			600		500
ECQE4684□T()	0.68	26.5	7.0	16.5	21.5	22.5	15.0	1.0	0.80			500		400
ECQE4824□T()	0.82	26.5	7.9	17.3	22.3	22.5	15.0	1.0	0.80			—		—
ECQE4105□T()	1.0	26.5	8.5	18.0	23.0	22.5	15.0	1.0	0.80	—	—	1200	500	
ECQE4125□T()	1.2	26.5	9.5	18.9	23.9	22.5	15.0	1.0	0.80			800		700
ECQE4155□T()	1.5	31.5	9.5	19.0	24.0	27.5	22.5	1.0	0.80			700		600
ECQE4185□T()	1.8	31.5	11.0	20.5	25.5	27.5	22.5	1.5	0.80			600		500
ECQE4225□T()	2.2	31.5	11.0	22.0	27.0	27.5	22.5	1.5	0.80			500		400
												—		—

style D: 0.010 μF to 0.10 μF
style B: 0.12 μF to 2.2 μF

● Rated voltage : 630 VDC, Capacitance tolerance : ±5 % (J), ±10 % (K)

Part No.	Cap. (μF)	Dimensions (mm)								Min. order Q'ty				
		L max.	T max.	H max.		F		S		G max.	φ d	Taping		
				Straight	Crimped lead	Straight	Crimped lead	Straight	Crimped lead			Odd size 5 mm	Odd size 7.5 mm	
ECQE6103□T()	0.010	12.5	4.5	7.5	12.5	10.0	10.0	1.0	0.60	900	—	1600	500	
ECQE6123□T()	0.012	12.5	4.5	7.8	12.8	10.0	10.0	1.0	0.60			1400		
ECQE6153□T()	0.015	12.5	5.0	8.2	13.2	10.0	10.0	1.0	0.60			1300		
ECQE6183□T()	0.018	12.5	4.9	10.0	15.0	10.0	10.0	1.0	0.60			1200		
ECQE6223□T()	0.022	12.5	5.3	10.5	15.5	10.0	10.0	1.0	0.60			1100		
ECQE6273□T()	0.027	12.5	5.5	10.9	15.9	10.0	10.0	1.0	0.60			800		600
ECQE6333□T()	0.033	12.5	6.0	11.9	16.9	10.0	10.0	1.0	0.60	700	—	1200	500	
ECQE6393□T()	0.039	12.5	6.0	13.4	18.4	10.0	10.0	1.0	0.60			1100		
ECQE6473□T()	0.047	12.5	6.5	13.5	18.5	10.0	10.0	1.0	0.60			800		600
ECQE6563□T()	0.056	19.0	5.4	10.5	15.5	15.0	10.0	1.0	0.60			700		600
ECQE6683□T()	0.068	19.0	5.8	11.0	16.0	15.0	10.0	1.0	0.60			600		500
ECQE6823□T()	0.082	19.0	6.5	12.0	17.0	15.0	10.0	1.0	0.60			500		400
ECQE6104□T()	0.10	19.0	6.3	14.0	19.0	15.0	10.0	1.0	0.60	600	—	1200	500	
ECQE6124□T()	0.12	19.0	6.3	14.5	19.5	15.0	10.0	1.0	0.80			1100		
ECQE6154□T()	0.15	19.0	7.5	15.4	20.4	15.0	10.0	1.0	0.80			800		600
ECQE6184□T()	0.18	19.0	8.0	16.0	21.0	15.0	10.0	1.0	0.80			700		600
ECQE6224□T()	0.22	19.0	9.0	16.5	21.5	15.0	10.0	1.0	0.80			600		500
ECQE6274□T()	0.27	26.5	7.0	16.5	21.5	22.5	15.0	1.0	0.80			500		400
ECQE6334□T()	0.33	26.5	7.8	17.0	22.0	22.5	15.0	1.0	0.80	—	—	1200	500	
ECQE6394□T()	0.39	26.5	8.5	17.9	22.9	22.5	15.0	1.0	0.80			800		600
ECQE6474□T()	0.47	26.5	9.3	18.5	23.5	22.5	15.0	1.0	0.80			700		600
ECQE6564□T()	0.56	26.5	10.0	20.0	25.0	22.5	15.0	1.5	0.80			600		500
ECQE6684□T()	0.68	26.5	11.5	21.0	26.0	22.5	15.0	1.5	0.80			500		400
ECQE6824□T()	0.82	31.5	11.3	20.5	25.5	27.5	22.5	1.5	0.80			—		—
ECQE6105□T()	1.0	31.5	12.5	21.9	26.9	27.5	22.5	1.5	0.80	—	—	1200	500	
ECQE6125□T()	1.2	31.5	13.5	23.0	28.0	27.5	22.5	1.5	0.80			800		600
ECQE6155□T()	1.5	31.5	15.3	24.7	29.7	27.5	22.5	1.5	0.80			700		600
ECQE6185□T()	1.8	31.5	16.8	27.0	32.0	27.5	22.5	1.5	0.80			600		500
ECQE6225□T()	2.2	31.5	19.5	29.0	34.0	27.5	22.5	1.5	0.80			500		400
												—		—

↑ Suffix for lead crimped or taped type.
— Cap. tol. code

style D: 0.010 μF to 0.047 μF
style B: 0.056 μF to 2.2 μF

Design, Specifications are subject to change without notice. Ask factory for technical specifications before purchase and/or use. Whenever a doubt about safety arises from this product, please inform us immediately for technical consultation without fail.

■ Rating, Dimensions & Quantity/Ammo Box

● Rated voltage : 125 VAC, Capacitance tolerance : ±5 % (J), ±10 % (K)

Noise suppression Capacitors (Across-the-line)

Part No.	Cap. (μF)	Dimensions (mm)								Min. order Q'ty			Bulk		
		L _{max.}	T _{max.}	H _{max.}		F		S		G _{max.}	φ d	Taping			
				Straight	Crimped lead	Straight	Crimped lead	Straight	Crimped lead			Standard 5 mm		Odd size 5 mm	Odd size 7.5 mm
ECQE1A103□T()	0.010	11.0	4.5	7.5	12.5	7.5	7.5	7.5	7.5	1.0	0.60	1500	—	1700	500
ECQE1A123□T()	0.012	11.0	4.4	7.5	12.5	7.5	7.5	7.5	7.5	1.0	0.60				
ECQE1A153□T()	0.015	11.0	4.4	7.5	12.5	7.5	7.5	7.5	7.5	1.0	0.60				
ECQE1A183□T()	0.018	11.0	4.4	7.5	12.5	7.5	7.5	7.5	7.5	1.0	0.60				
ECQE1A223□T()	0.022	11.0	4.4	7.5	12.5	7.5	7.5	7.5	7.5	1.0	0.60				
ECQE1A273□T()	0.027	11.0	4.4	7.5	12.5	7.5	7.5	7.5	7.5	1.0	0.60				
ECQE1A333□T()	0.033	11.0	4.5	7.8	12.8	7.5	7.5	7.5	7.5	1.0	0.60				
ECQE1A393□T()	0.039	11.0	4.5	7.8	12.8	7.5	7.5	7.5	7.5	1.0	0.60				
ECQE1A473□T()	0.047	11.0	5.5	8.0	13.0	7.5	7.5	7.5	7.5	1.0	0.60				
ECQE1A563□T()	0.056	11.0	5.9	8.5	13.5	7.5	7.5	7.5	7.5	1.0	0.60				
ECQE1A683□T()	0.068	11.0	6.3	9.4	14.4	7.5	7.5	7.5	7.5	1.0	0.60				
ECQE1A823□T()	0.082	11.0	6.5	9.8	14.8	7.5	7.5	7.5	7.5	1.0	0.60				
ECQE1A104□T()	0.10	11.0	6.5	11.8	16.8	7.5	7.5	7.5	7.5	1.0	0.60				
ECQE1A124□T()	0.12	13.0	5.9	11.5	16.5	10.0	10.0	10.0	10.0	1.0	0.60				
ECQE1A154□T()	0.15	13.0	6.5	12.0	17.0	10.0	10.0	10.0	10.0	1.0	0.60				
ECQE1A184□T()	0.18	13.0	7.0	12.5	17.5	10.0	10.0	10.0	10.0	1.0	0.60				
ECQE1A224□T()	0.22	13.0	7.5	13.4	18.4	10.0	10.0	10.0	10.0	1.0	0.60				
ECQE1A274□T()	0.27	19.0	6.3	12.0	17.0	15.0	10.0	10.0	10.0	1.0	0.60				
ECQE1A334□T()	0.33	19.0	6.9	12.5	17.5	15.0	10.0	10.0	10.0	1.0	0.60				
ECQE1A394□T()	0.39	19.0	7.4	13.0	18.0	15.0	10.0	10.0	10.0	1.0	0.60				
ECQE1A474□T()	0.47	19.0	7.5	15.3	20.3	15.0	10.0	10.0	10.0	1.0	0.60				

style D:0.010 μF to 0.22 μF
style B:0.27 μF to 0.47 μF

● Rated voltage : 250 VAC, Capacitance tolerance : ±5 % (J), ±10 % (K)

Noise suppression Capacitors (Across-the-line)

Part No.	Cap. (μF)	Dimensions (mm)								Min. order Q'ty			Bulk		
		L _{max.}	T _{max.}	H _{max.}		F		S		G _{max.}	φ d	Taping			
				Straight	Crimped lead	Straight	Crimped lead	Straight	Crimped lead			Standard 5 mm		Odd size 5 mm	Odd size 7.5 mm
ECQE2A103□T()	0.010	13.0	5.5	10.8	15.8	10.0	10.0	10.0	10.0	1.0	0.60	800	1300	500	
ECQE2A123□T()	0.012	13.0	6.0	11.5	16.5	10.0	10.0	10.0	10.0	1.0	0.60	700	1200		
ECQE2A153□T()	0.015	13.0	6.3	9.9	14.9	10.0	10.0	10.0	10.0	1.0	0.60	600	1100		
ECQE2A183□T()	0.018	13.0	6.0	11.9	16.9	10.0	10.0	10.0	10.0	1.0	0.60	700	1200		
ECQE2A223□T()	0.022	13.0	6.0	11.5	16.5	10.0	10.0	10.0	10.0	1.0	0.60	800	1300		
ECQE2A273□T()	0.027	13.0	5.5	10.9	15.9	10.0	10.0	10.0	10.0	1.0	0.60	700	1200		
ECQE2A333□T()	0.033	13.0	6.0	11.9	16.9	10.0	10.0	10.0	10.0	1.0	0.60	600	1100		
ECQE2A393□T()	0.039	13.0	6.0	13.4	18.4	10.0	10.0	10.0	10.0	1.0	0.60	800	600		
ECQE2A473□T()	0.047	13.0	6.5	14.4	19.4	10.0	10.0	10.0	10.0	1.0	0.60	700	600		
ECQE2A563□T()	0.056	19.0	5.4	10.5	15.5	15.0	10.0	10.0	10.0	1.0	0.60	600	500		
ECQE2A683□T()	0.068	19.0	5.8	11.0	16.0	15.0	10.0	10.0	10.0	1.0	0.60	500	400		
ECQE2A823□T()	0.082	19.0	6.3	12.0	17.0	15.0	10.0	10.0	10.0	1.0	0.60	400	400		
ECQE2A104□T()	0.10	19.0	6.3	14.0	19.0	15.0	10.0	10.0	10.0	1.0	0.60	—	—		
ECQE2A124□T()	0.12	19.0	6.8	14.5	19.5	15.0	10.0	10.0	10.0	1.0	0.80	—	—		
ECQE2A154□T()	0.15	19.0	7.5	15.4	20.4	15.0	10.0	10.0	10.0	1.0	0.80	—	—		
ECQE2A184□T()	0.18	19.0	8.0	16.0	21.0	15.0	10.0	10.0	10.0	1.0	0.80	—	—		
ECQE2A224□T()	0.22	19.0	9.0	16.9	21.9	15.0	10.0	10.0	10.0	1.0	0.80	—	—		
ECQE2A274□T()	0.27	26.5	7.0	16.5	21.5	22.5	15.0	10.0	10.0	1.0	0.80	—	—		
ECQE2A334□T()	0.33	26.5	7.8	17.0	22.0	22.5	15.0	10.0	10.0	1.0	0.80	—	—		
ECQE2A394□T()	0.39	26.5	8.5	17.9	22.9	22.5	15.0	10.0	10.0	1.0	0.80	—	—		
ECQE2A474□T()	0.47	26.5	9.3	18.5	23.5	22.5	15.0	10.0	10.0	1.0	0.80	—	—		

↑ Suffix for lead crimped or taped type.

— Cap. tol. code

Style D:0.010 μF to 0.047 μF
Style B:0.056 μF to 0.47 μF

Notice for AC rated

AC rated capacitors complying with clause 1 of "Electrical Appliance and Material Safety Law".

As for clause 2 of "Electrical Appliance and Material Safety Law", please use ECQUL type or ECQUG type.

When using these capacitors as a across-the-line capacitor, it shall be required to follow either item 1. or item 2. condition.

1. Capacitor shall be connected in parallel with varistor (Specified varistor voltage in table 1.)
2. Voltage applied for capacitor shall not exceed other than specified in table 1, when using these capacitors.

Table 1

Cap. Rated Voltage	Varistor voltage	Pulse voltage
125 VAC	250 V	250 V _{0-P}
250 VAC	470 V	630 V _{0-P}

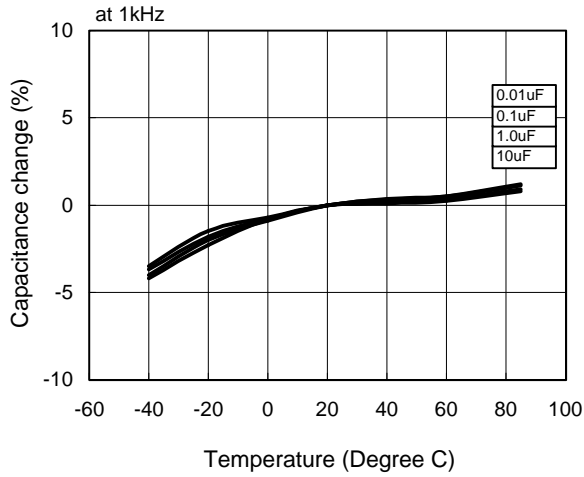
Design, Specifications are subject to change without notice. Ask factory for technical specifications before purchase and/or use. Whenever a doubt about safety arises from this product, please inform us immediately for technical consultation without fail.



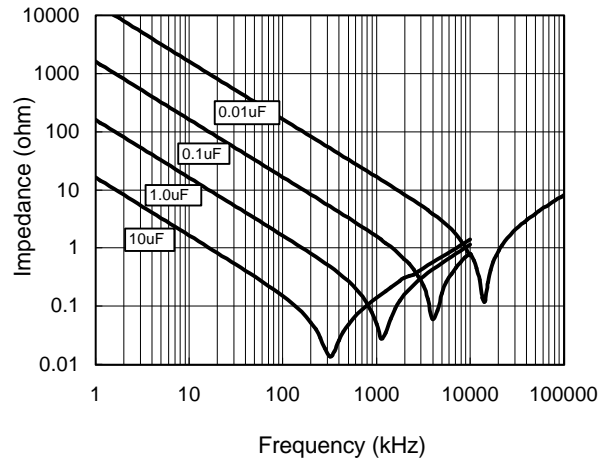
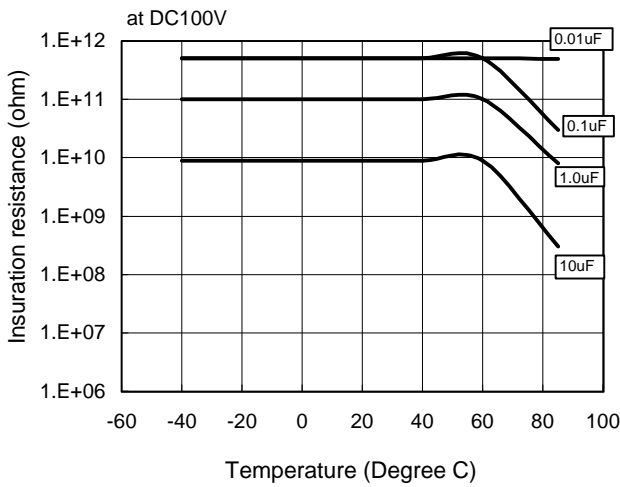
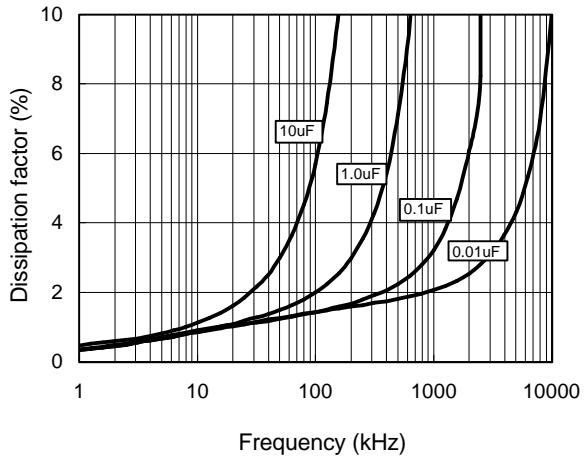
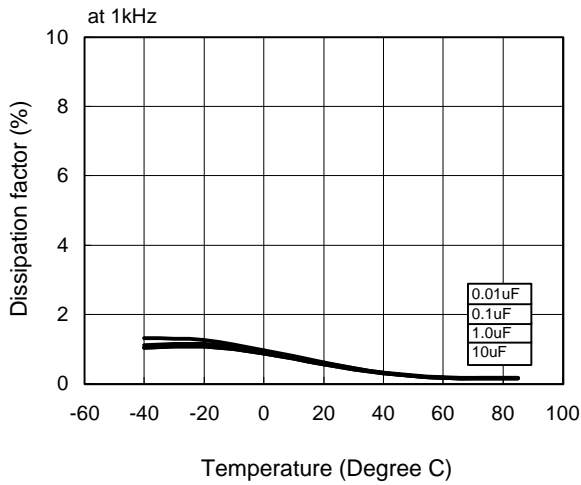
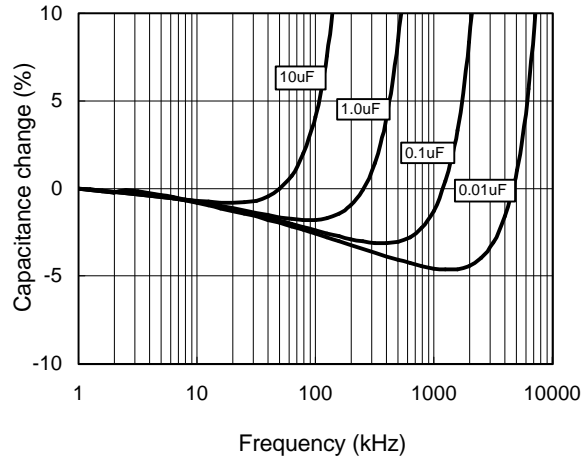
ECQE(T) Type 250VDC Series (Metallized Polyester Film)

Erectrical Characteristics <Typical Data>

Temperature Characteristics

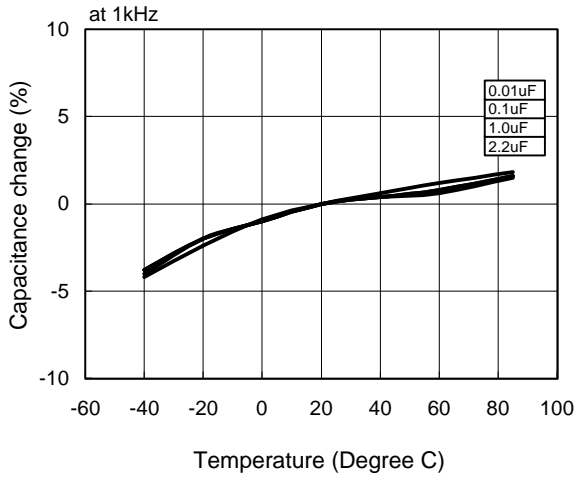


Frequency Characteristics

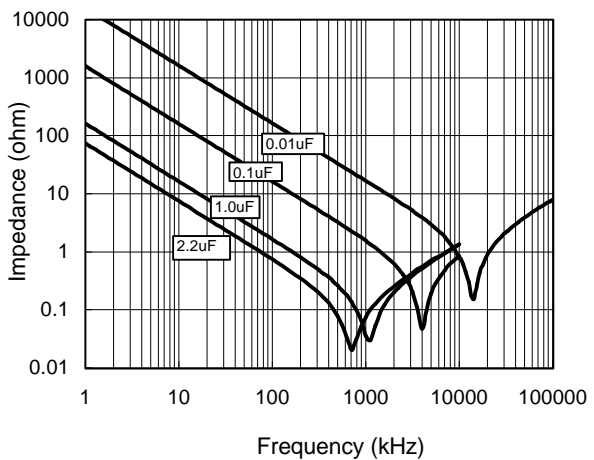
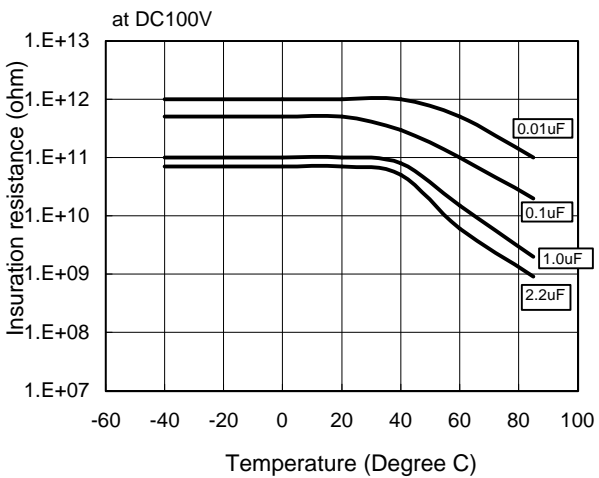
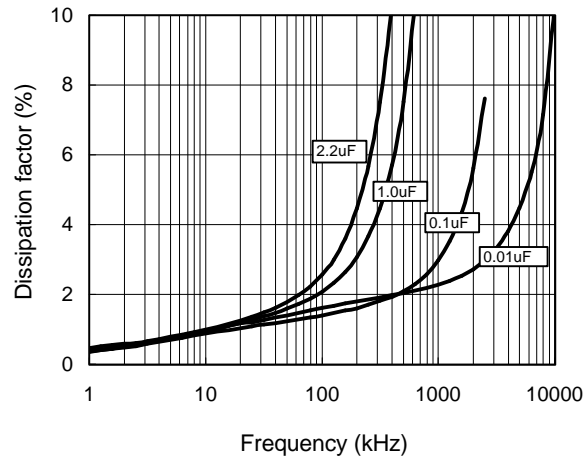
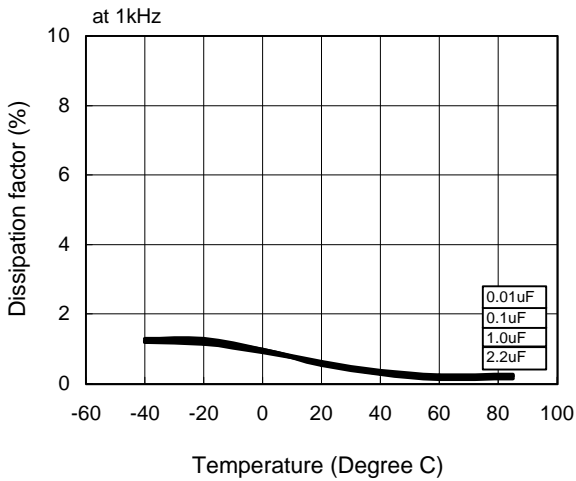
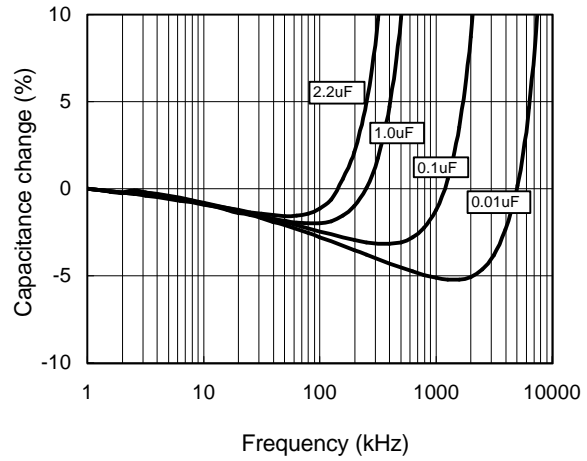


Erectrical Characteristics <Typical Data>

Temperature Characteristics



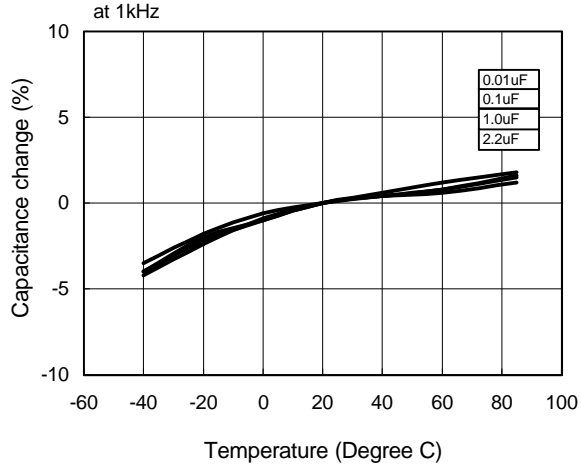
Frequency Characteristics



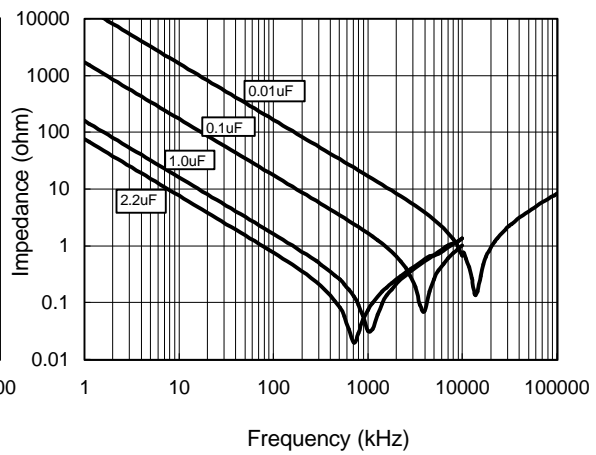
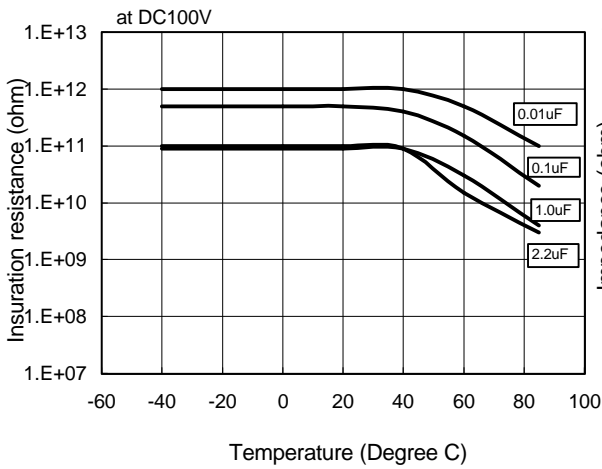
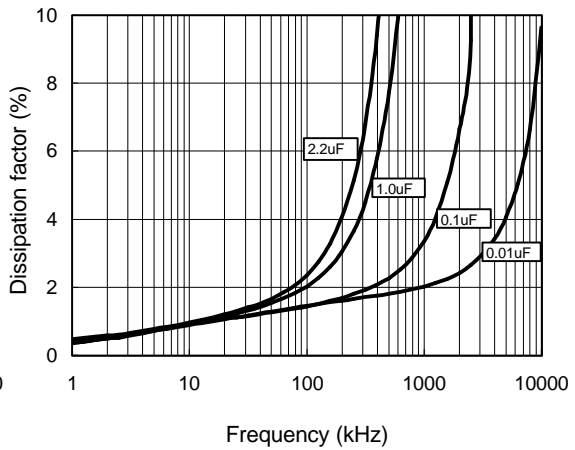
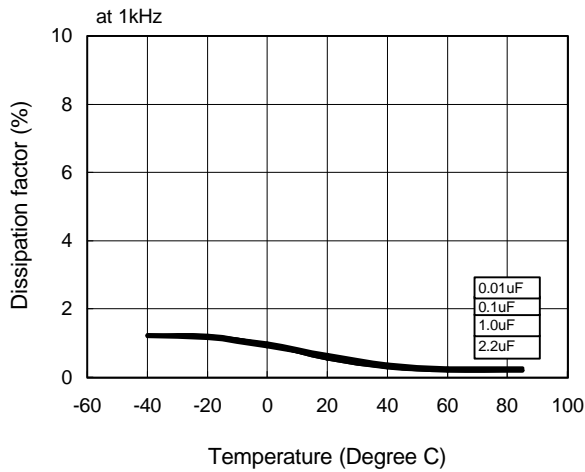
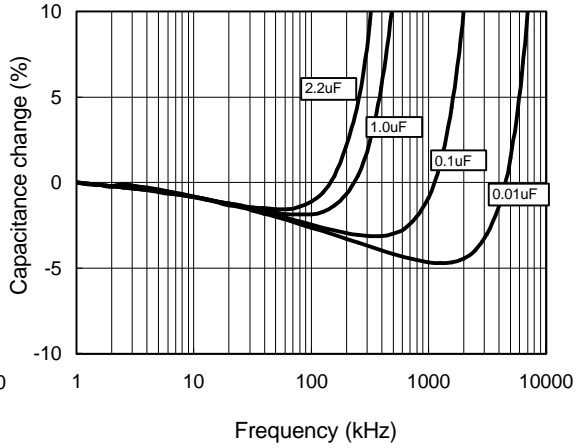
ECQE(T) Type 630VDC Series (Metallized Polyester Film)

Erectrical Characteristics <Typical Data>

Temperature Characteristics



Frequency Characteristics

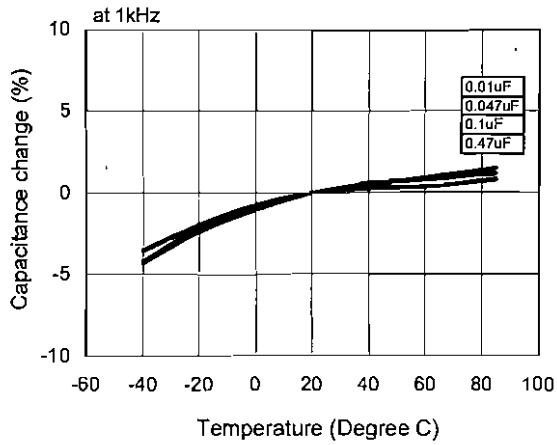


Panasonic

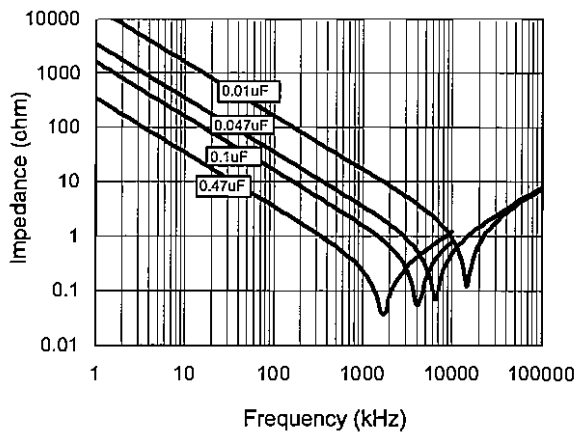
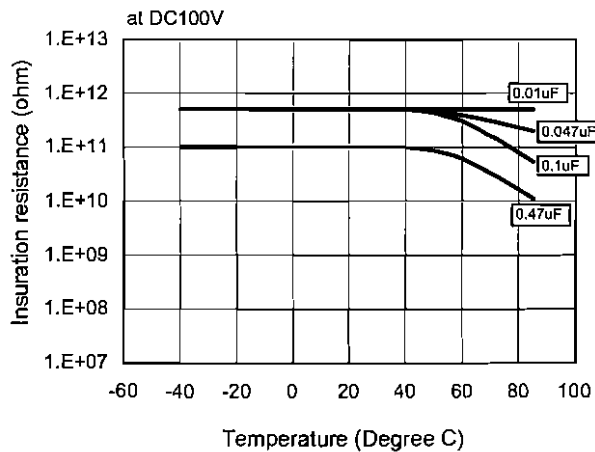
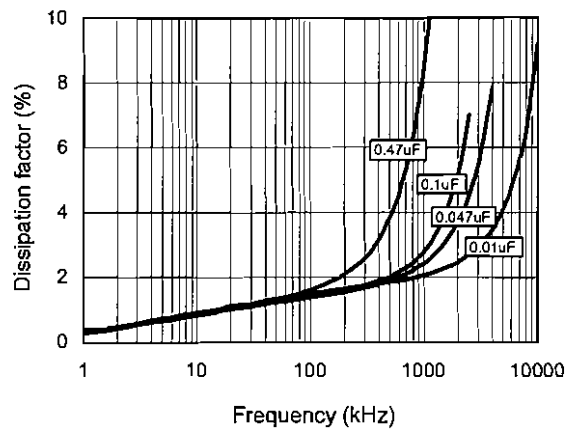
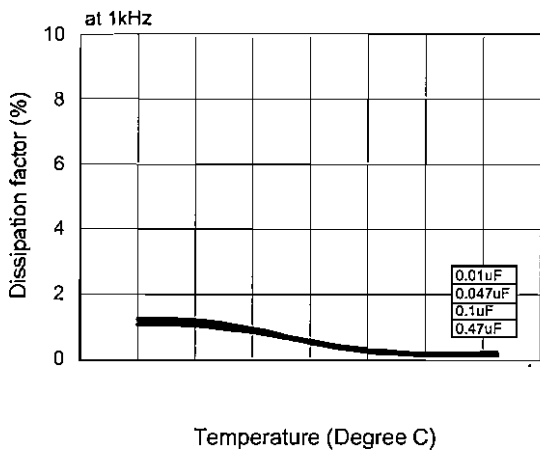
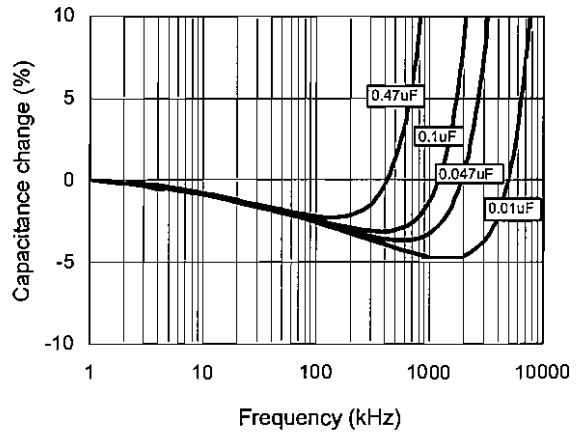
ECQE(T) Type 125VAC Series (Metallized Polyester Film)

Electrical Characteristics <Typical Data>

Temperature Characteristics



Frequency Characteristics

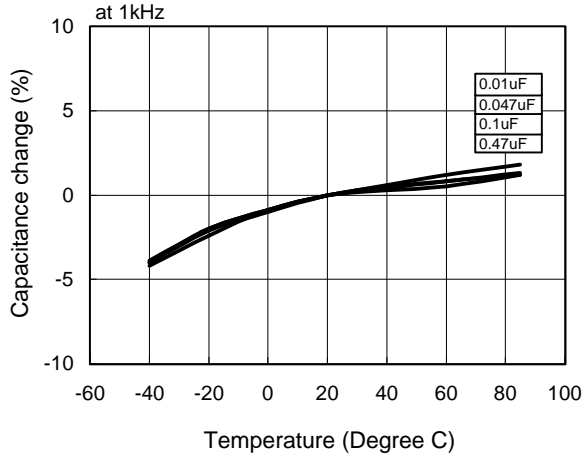




ECQE(T) Type 250VAC Series (Metallized Polyester Film)

Erectrical Characteristics <Typical Data>

Temperature Characteristics



Frequency Characteristics

