

# Pan-Way® LD2P10 Surface Raceway System

## specifications

Type LD2P10 non-metallic two channel, one-piece tamper resistant latch design, adhesive backed, hinged cover surface raceway shall be used to route, protect and conceal low voltage data, voice, fiber optic and power cabling. The raceway shall be listed as suitable for use in applications having up to 600V between conductors by Underwriters Laboratories, Inc. per Standard 5A and by Canadian Standards Associations per C22.2 No. 62.1-03 when installed per instructions. The raceway includes a full complement of bend radius control (BRC) fittings consisting of, but not limited to: elbows, (internal and external), couplings for joining raceway sections, blank end fittings for closing open ends of the raceway, entrance end fittings, reducer fittings, tee fittings, and an optional raceway installation tool. The BRC fittings shall incorporate a minimum of 1" bend radius as recommended for Category 6 UTP and fiber optic cabling in TIA/EIA 569-B. This non-metallic surface raceway shall be manufactured in two standard lengths from impact resistant material with a flammability rating of UL94V-0. The non-metallic raceway finish shall be pure color, resist scratches and dents and not peel or corrode. The raceway shall be available in four standard colors and shall be optimized for use with Panduit® Pan-Net® Network Cabling Systems.



## technical information

<b>Material:</b>	Rigid PVC
<b>Flammability:</b>	UL94V-0; FT4
<b>Voltage rating:</b>	UL-5A 600VAC; CSA C22.2 No. 62.1-03 600V
<b>Approvals:</b>	UL Listed 95425 (raceway); UL Listed E116129 (fittings)
<b>NEC:</b>	Article 388
<b>Color:</b>	Off White (IW), Electrical Ivory (EI), International Gray (IG), White (WH)
<b>CSI spec form:</b>	LP-CSISPEC-LD2P10-1

## key features and benefits

<b>Multi-channel system</b>	Allows end user to purchase one raceway to route both data and power cabling
<b>Available 1" bend radius control fittings</b>	Meets TIA/EIA standard and many warranty requirements
<b>One-piece hinged design</b>	Cables can be laid into the raceway, which prevents damage to cables during installation
<b>Adhesive backing for temporary mounting</b>	Installations are easier and faster, reducing the total installed cost
<b>Highly tamper resistant</b>	Provides maximum security for communication cabling and maximum safety for power cabling
<b>Non-metallic construction</b>	Lightweight, which reduces installer fatigue and reduces labor required to install the raceway; solid color throughout will not chip, peel, rust or corrode; easy to cut with standard saws and saw blades, which reduces the need for special cutting devices
<b>Available in four colors</b>	Matches a wide variety of colors for various applications

## applications

Pan-Way® LD2P10 Profile Raceway is a one-piece multi-channel channel raceway which provides solutions for routing both

power and data cabling along perimeter walls. LD2P10 profile raceway is available with multi-channel fittings.

### Pan-Way® LD2P10 Raceway

**Raceway:** LD2P10IW\*\*-A

### LD2P10 Raceway Fittings

<b>Coupler fitting:</b>	CFX10IW-X
<b>Inside corner fitting:</b>	ICFX10IW-X
<b>Outside corner fitting:</b>	OCFX10IW-X
<b>Right angle fitting:</b>	RAFX10IW-X
<b>Tee fitting:</b>	TFXD10IW-X
<b>End cap fitting:</b>	ECFX10IW-X
<b>Entrance end fitting:</b>	EEFXIW
<b>Raceway installation tool:</b>	LDW10-V

\*\*Insert raceway length of 8' or 10'.


All parts listed in Off White (IW) color. To order other colors substitute Electrical Ivory (EI), International Gray (IG), and White (WH).

# Pan-Way® LD2P10 Surface Raceway System

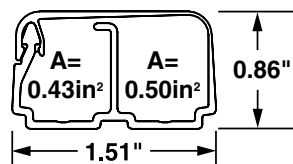
## wire fill

Raceway Type and Configuration	Fill Area (in <sup>2</sup> )	Electrical Cables			Data Grade Cables								Coax Cables				Fiber Optic Cable	
		14 AWG	12 AWG	10 AWG	24 AWG		24 AWG		24 AWG		24 AWG		RG6		RG59/u		2 Strand	
		THHN/THWN/T90			Cat 5e — Plenum		Cat 5e — Riser		Cat 6 and Cat 6A (SD)		Cat. 6A							
		0.111	0.130	0.164	DIA = 0.193		DIA = 0.225		DIA = 0.240		DIA = 0.300		DIA = 0.275		DIA = 0.242		DIA = 0.175	
		FILL			FILL		FILL		FILL		FILL		FILL		FILL		FILL	
MAX	MAX	MAX	SPEC	MAX	SPEC	MAX	SPEC	MAX	SPEC	MAX	SPEC	MAX	SPEC	MAX	SPEC	MAX	SPEC	MAX
(UL Temp Rise Test)			(40%)	(60%)	(40%)	(60%)	(40%)	(60%)	(40%)	(60%)	(40%)	(60%)	(40%)	(60%)	(40%)	(60%)	(40%)	(60%)
LD2P10 — Left Channel	0.43	14	11	8	**	**	**	**	**	**	**	**	**	**	**	**	**	**
LD2P10 — Right Channel	0.50	**	**	**	6	10	5	7	4	6	2	4	3	5	4	6	8	12

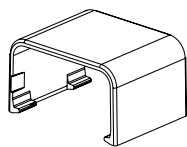
## LD2P raceway



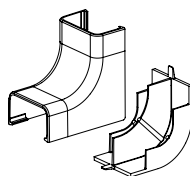
LD2P10



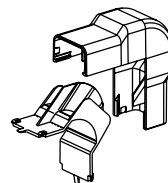
## fittings



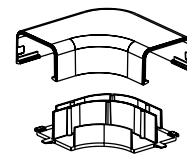
CFX



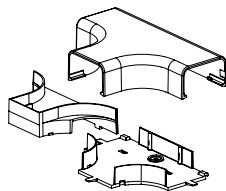
ICFX



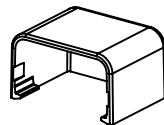
OCFX



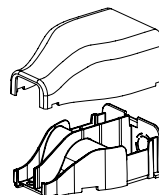
RAFX



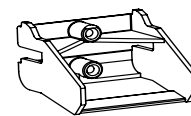
TFXD



ECFX



EEFX



LDW10-V

### WORLDWIDE SUBSIDIARIES AND SALES OFFICES

PANDUIT CANADA  
Markham, Ontario  
cs-cdn@panduit.com  
Phone: 800.777.3300

PANDUIT EUROPE LTD.  
London, UK  
cs-emea@panduit.com  
Phone: 44.20.8601.7200

PANDUIT SINGAPORE PTE. LTD.  
Republic of Singapore  
cs-ap@panduit.com  
Phone: 65.6305.7575

PANDUIT JAPAN  
Tokyo, Japan  
cs-japan@panduit.com  
Phone: 81.3.6863.6000

PANDUIT LATIN AMERICA  
Guadalajara, Mexico  
cs-la@panduit.com  
Phone: 52.33.3777.6000

PANDUIT AUSTRALIA PTY. LTD.  
Victoria, Australia  
cs-aus@panduit.com  
Phone: 61.3.9794.9020

For a copy of Panduit product warranties, log on to [www.panduit.com/warranty](http://www.panduit.com/warranty)

For more information

Visit us at [www.panduit.com](http://www.panduit.com)

Contact Customer Service by email: [cs@panduit.com](mailto:cs@panduit.com)  
or by phone: 800.777.3300

**PANDUIT**®

©2014 Panduit Corp.  
ALL RIGHTS RESERVED.  
SRSP29--WW-ENG  
Replaces WW-SRSP07  
11/2014