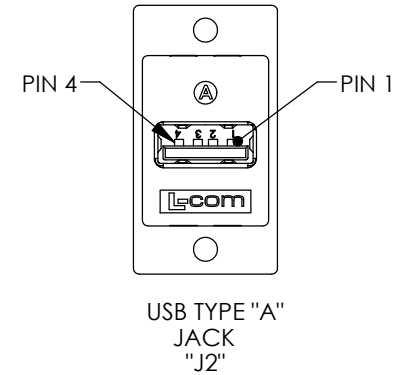
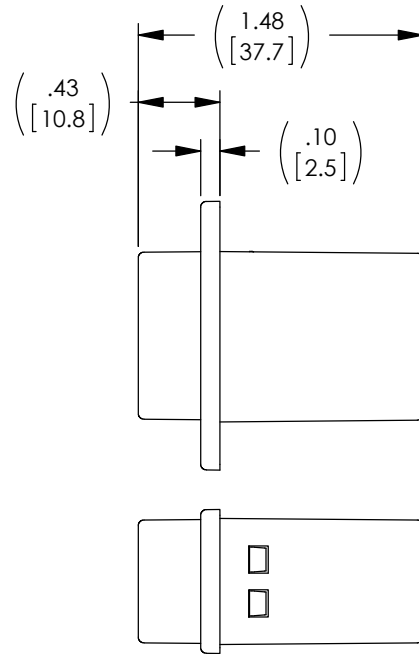
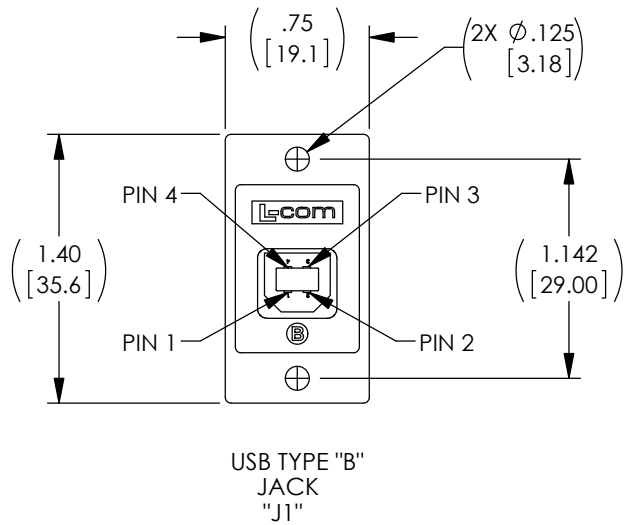


THE INFORMATION CONTAINED IN THIS DRAWING IS THE SOLE PROPERTY OF L-COM, INC. ANY REPRODUCTION IN PART OR WHOLE WITHOUT THE WRITTEN PERMISSION OF L-COM, INC. IS PROHIBITED.

REVISIONS			
REV	DESCRIPTION	DATE	APPROVED
E	ECN 6458: USE NEW LOGO	10/12/12	D.FRISIELLO
F	ECN 6485: RETURN TO GLUED VERSION. PRODUCT NOT TOOLED.	10/24/12	D.FRISIELLO
G	ECN 6692: REVISED MODEL FROM GLUED TO SNAP-ON COVERS	2/19/13	D.FRISIELLO



NOTES:

MATERIAL:

COUPLER HOUSING: ABS, UL94V-0.
 CONNECTOR INSULATORS: WHITE, PBT WITH GLASS FIBER.
 TYPE "A" CONNECTOR CONTACTS: PHOSPHOR BRONZE.
 TYPE "A" CONNECTOR SHELL: BRASS.
 TYPE "B" CONNECTOR CONTACTS: PHOSPHOR BRONZE.
 TYPE "B" CONNECTOR SHELL FRONT: BRASS.
 TYPE "B" CONNECTOR SHELL BACK: STEEL.
 PCB: EPOXY GLASS FP-4, 94V-0 FLAMMABILITY RATING.

FINISH:

COUPLER HOUSING: CHROME.
 CONNECTOR CONTACTS: GOLD, 30μ INCHES.
 CONNECTOR SHELLS: NICKEL.

ELECTRICAL:

CURRENT RATING: 2 AMP MAX.
 VOLTAGE RATING: 140 VDC.

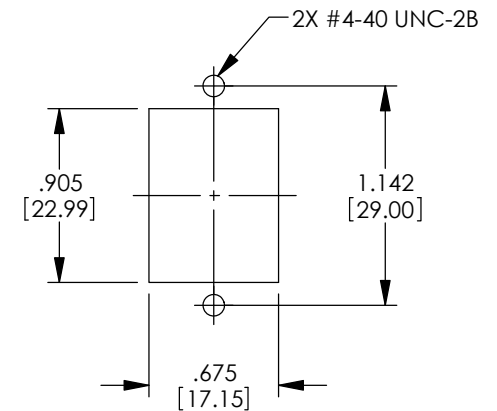
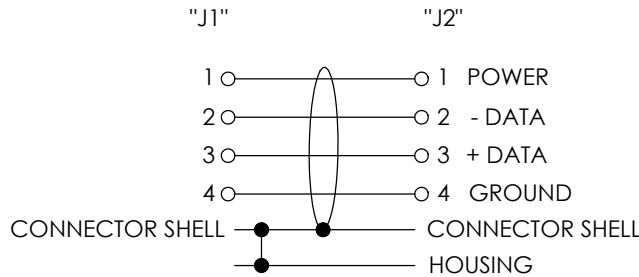
ENVIRONMENTAL:

OPERATING TEMPERATURE: -20° C TO +80° C.

MISCELLANEOUS:

COUPLER SHALL BE TESTED FOR CONTINUITY.
 COUPLER SHALL BE INDIVIDUALLY PACKAGED IN ACCORDANCE WITH L-COM PACKAGING SPEC PS-0031.

WIRING MAP



RoHS Compliant ✓

UNLESS OTHERWISE SPECIFIED, DIMENSIONS ARE IN INCHES [mm] OVERALL CABLE LENGTH TOLERANCE: ≤12 [305] = +1 [25] / -0 >12 [305] ≤60 [1524] = +2 [51] / -0 >60 [1524] ≤120 [3048] = +4 [102] / -0 >120 [3048] ≤300 [7620] = +6 [152] / -0 >300 [7620] = +3% / -0%	APPROVALS	DATE		45 BEECHWOOD DRIVE NORTH ANDOVER, MA 01845
	DRAWN BY C.MCCORMICK	11/12/2003		CATEGORY
ALL OTHER DIMENSIONAL TOLERANCES: .X = ± .2 .XX = ± .02 .XXX = ±.005	CHECKED BY D.PARHAM	11/12/2003	PRODUCT DESCRIPTION	
PROJECTION	APPROVED BY R. CARRICK	11/12/2003	USB B-A PANEL ADPT SHIELDED	
	CONFIGURATION DETAILS OF UNDIMENSIONED FEATURES MAY VARY		SIZE A	FSCM NO. 43321
	COLOR VARIATIONS MAY OCCUR		DWG. NO. ECF504-BAS	REV. G
			SCALE: NONE	CAD FILE: ECF504-BAS.SLDDRW
			SHEET 1 OF 1	