
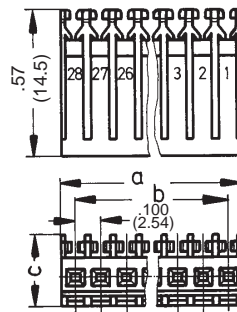


**Series CE/CT  
Connectors .100"**

**.100" (2.54 mm) End and  
Through Connectors  
Available in 2-28 Circuits  
with Optional Cover**



**Dimensions**

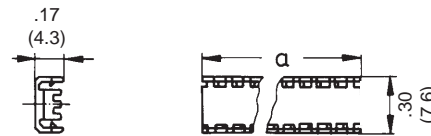


**Snap-on Covers EC**

**Snap-on Covers TC**



**Strain Relief Combination Cover SCC**



**Dimensions - Dual Dims**

No. of Circuits	2	3	4	5	6	7	8	9	10	11	12	13	14	15	16	17	18	19	20	21	22	23	24	25	26	27	28	
Dim. in in. / (mm)	a	.200 (5.08)	.300 (7.62)	.400 (10.16)	.500 (12.70)	.600 (15.24)	.700 (17.78)	.800 (20.32)	.900 (22.86)	1.000 (25.40)	1.100 (27.94)	1.200 (30.48)	1.300 (33.02)	1.400 (35.56)	1.500 (38.10)	1.600 (40.64)	1.700 (43.18)	1.800 (45.72)	1.900 (48.25)	2.000 (50.80)	2.100 (53.34)	2.200 (55.88)	2.300 (58.42)	2.400 (60.96)	2.500 (63.50)	2.600 (66.04)	2.700 (68.58)	2.800 (71.12)
	b	.100 (2.54)	.200 (5.08)	.300 (7.62)	.400 (10.16)	.500 (12.70)	.600 (15.24)	.700 (17.78)	.800 (20.32)	.900 (22.86)	1.000 (25.40)	1.100 (27.94)	1.200 (30.48)	1.300 (33.02)	1.400 (35.56)	1.500 (38.10)	1.600 (40.64)	1.700 (43.18)	1.800 (45.72)	1.900 (48.25)	2.000 (50.80)	2.100 (53.34)	2.200 (55.88)	2.300 (58.42)	2.400 (60.96)	2.500 (63.50)	2.600 (66.04)	2.700 (68.58)

No. of Circuits 2-28 \*(Contact Factory For Circuit Availability)

□□ = Number of Circuits

Version	Wire Size				Dimension c inches (mm)
	AWG 28	AWG 26	AWG 24	AWG 22	
End Connector	CE100F28- □□	CE100F26- □□	CE100F24- □□	CE100F22- □□	.27 (6.9)
Through Connector	CT100F28- □□	CT100F26- □□	CT100F24- □□	CT100F22- □□	.30 (7.6)
AWG Identification Color	Green	Blue	Black	Red	

Snap-on Cover for End connectors	EC 100F-□□
Snap-on Cover for Through connectors	TC 100F-□□
Strain Relief Combination Cover	SCC100F-□□