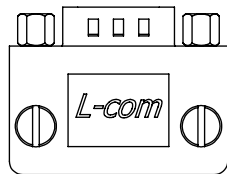
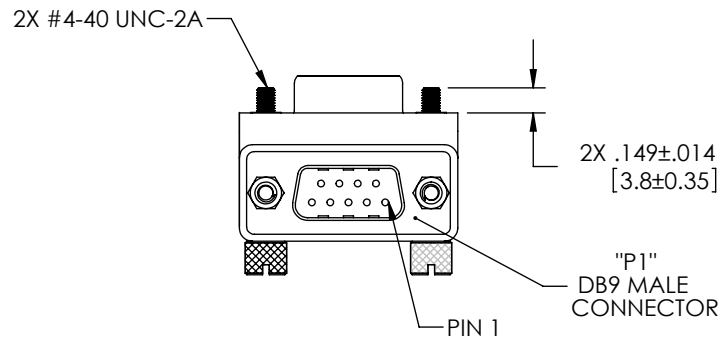
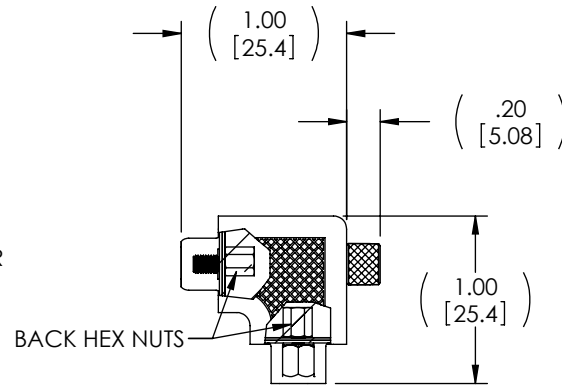
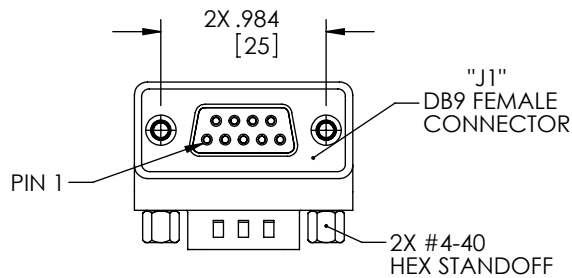
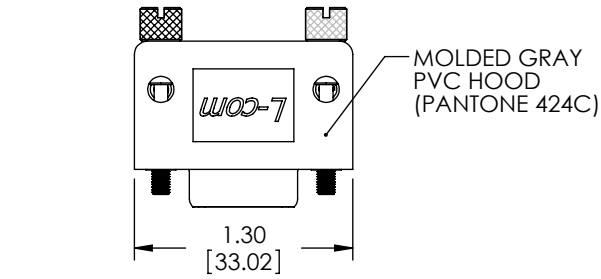


THE INFORMATION CONTAINED IN THIS DRAWING IS THE SOLE PROPERTY OF L-COM, INC. ANY REPRODUCTION IN PART OR WHOLE WITHOUT THE WRITTEN PERMISSION OF L-COM, INC. IS PROHIBITED.

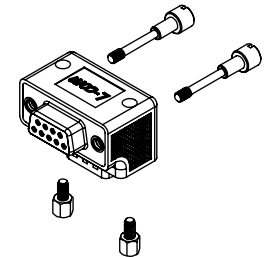
REVISIONS			
REV	DESCRIPTION	DATE	APPROVED
A	INITIAL RELEASE	04/01/05	M.LAHEY
B	ECN# 2731 - ADDED ROHS STAMP	10/23/07	D.GRIFFIN
C	ECN 4271: CN RELEASE	12/21/09	D. CASTRO
D	ECN 4765: CH'G TOL. ON .149 DIM. FROM .010 [.25] TO .014 [.35]	5/21/10	D. CASTRO

WIRING MAP	
"P1"	"J1"
1	1
2	2
3	3
4	4
5	5
6	6
7	7
8	8
9	9
SHELL	SHELL

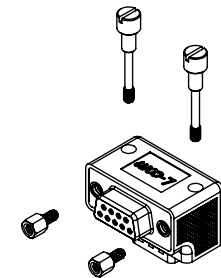


### HARDWARE CONFIGURATIONS

#### STANDARD HARDWARE CONFIGURATION



#### ALTERNATE HARDWARE CONFIGURATION



- NOTES:**
- ADAPTOR SHALL BE TESTED FOR CONTINUITY.
  - ADAPTOR SHALL BE INDIVIDUALLY PACKAGED IN ACCORDANCE WITH L-COM SPECIFICATION PS-0031.
  - PRODUCT SHIPPED IN STANDARD HARDWARE CONFIGURATION SHOWN ABOVE AND IN EXPLODED VIEW.

**RoHS Compliant** ✓

UNLESS OTHERWISE SPECIFIED, DIMENSIONS ARE IN INCHES [mm] OVERALL CABLE LENGTH TOLERANCE: ≤12 [305] = +1 [25] / -0 >12 [305] ≤60 [1524] = +2 [51] / -0 >60 [1524] ≤120 [3048] = +4 [102] / -0 >120 [3048] ≤300 [7620] = +6 [152] / -0 >300 [7620] = +3% / -0%	APPROVALS	DATE		45 BEECHWOOD DRIVE NORTH ANDOVER, MA 01845
	DRAWN BY M.LAHEY	04/01/05		
ALL OTHER DIMENSIONAL TOLERANCES: .X = ±.2 .XX = ±.02 .XXX = ±.005	CHECKED BY C.McCORMICK	04/01/05	CATEGORY	
	APPROVED BY D.PARHAM	04/01/05	DATA CABLING	
PROJECTION	CONFIGURATION DETAILS OF UNDIMENSIONED FEATURES MAY VARY		PRODUCT DESCRIPTION	
	COLOR VARIATIONS MAY OCCUR	SIZE <b>A</b>	FSCM NO. <b>43321</b>	DWG. NO. <b>DG909MF2</b>
	REF	SCALE: NONE	CAD FILE: DG909MF2.SLDRW	REV. <b>D</b>
			SHEET 1 OF 1	