

## PRODUCT FINDER

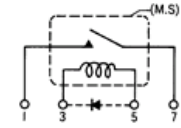
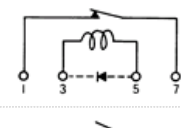
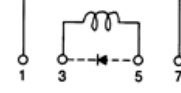
- Reed Switches
- Reed Relays
- Selection Guide
- Application Notes
- 4-Pin-DIP-DF
- PB-PC
- ML-W
- SIP-DG**
- SIP-DH
- SIP-SD
- SIP-SG
- Z
- Passive Infrared Detectors
- Photoelectric Beams
- Opto Sensors
- Proximity Sensors
- Automotive Sensors
- Level Sensors
- Flow Sensors
- Magnetic Contacts
- Video

# Aleph SIP/DG Series Reed Relay

- Ultra miniature size industry standard footprint (SH series)
- Miniature size Industry standard package (DG series)
- Optional shielding and diodes (DG, SH series)
- UL models available



## Coil Ratings

| Part Number | Nominal Voltage (VDC) | Coil Resistance (ohms) ±10% | Operate Voltage (VDC) max. | Release Voltage (VDC) min. | Schematics  |
|-------------|-----------------------|-----------------------------|----------------------------|----------------------------|---|
| DG1A**BW(D) | 5                     | 500                         | 3.8                        | 0.5                        |    |
|             | 12                    | 850                         | 9.0                        | 1.0                        |   |
| DG1B**BW(D) | 5                     | 500                         | 3.8                        | 0.5                        |   |
|             | 12                    | 500                         | 9.0                        | 1.0                        |   |
| SH1A**BW(D) | 5                     | 500                         | 3.8                        | 0.5                        |  |
|             | 12                    | 1000                        | 9.0                        | 1.0                        |   |
|             | 24                    | 2200                        | 18.0                       | 2.0                        |   |
|             | 24                    | 1750                        | 18.0                       | 2.0                        |   |
|             | 24                    | 1400                        | 18.0                       | 2.0                        |   |

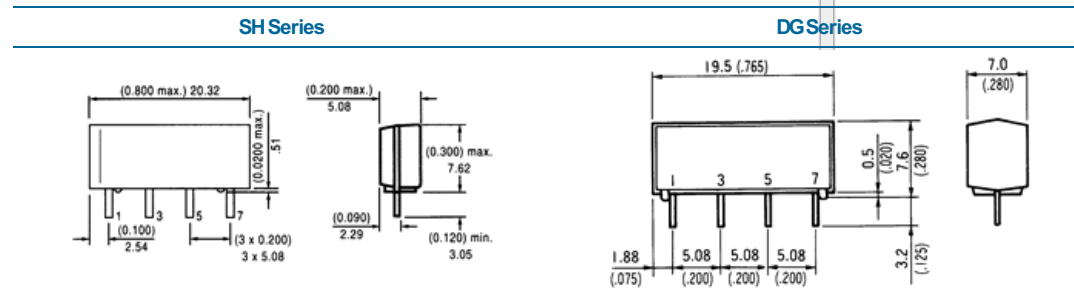
TAMB. = +20°C  
(E.S.S.) : Electrostatic Shield

## Contact Ratings

| Parameters                               | DG1A**BW        | DG1B**BW                          | SH1A**BW(D)                    |
|--|-----------------|-----------------------------------|--------------------------------|
| Power (W) max.                           |                 |                                   | 10                             |
| Voltage (VDC) max.                       |                 |                                   | 200                            |
| Switching Current (A) max.               |                 |                                   | 0.5                            |
| Carry Current (A) max.                   |                 |                                   | 1.0                            |
| Contact Resistance (ohms) max. (initial) | 0.15            | 0.20                              | 0.15                           |
| Breakdown Voltage (VDC) min.             | Open Contact    |                                   | 250                            |
|  | Contact to Coil |                                   | 1500                           |
| Insulation Resistance (ohms) min.        | Open Contact    |                                   | 10 <sup>10</sup>               |
|  | Contact to Coil |                                   | 10 <sup>10</sup>               |
| Operate Time (mS) max.(incl. bounce)     |                 |                                   | 1.0                            |
| Release Time (mS) max.                   |                 |                                   | 0.5                            |
| Electrical Life                          | Low Level       |                                   | 10 <sup>8</sup> (10mVDC, 10µA) |
|  | Rated Load      | 6 X 10 <sup>5</sup> (20VDC, 0.5A) | 10 <sup>6</sup> (20VDC, 0.5A)  |

(resistive loads)

## Dimensions



Aleph is a leading manufacturer of Opto Sensors (interrupter, reflective and actuator type), Magneto Resistive, Inductive, Thermal (reed switch), Magnetic Proximity (reed switch) and Deceleration/Crash type sensors.

Our security products are considered some of the best in the world. We manufacture and distribute Passive Infrared Detectors, Photoelectric Beams and Magnetic Contacts.

Aleph America  
4700 Aircenter Circle  
Reno, NV 89502

**775-827-8000**

### About Us

[Aleph America](#)  
[Aleph Holland](#)  
[Aleph Japan](#)  
[Aleph China](#)

[Staff Contacts](#)  
[Sales Offices & Distributors](#)

### Products

[Reed Switches](#)  
[Reed Relays](#)  
[Passive Infrared Detectors](#)  
[Photoelectric Beams](#)  
[Opto Sensors](#)  
[Proximity Sensors](#)  
[Automotive Sensors](#)  
[Level Sensors](#)  
[Flow Sensors](#)  
[Magnetic Contacts](#)  
[Aleph Video](#)

### Contact Us

[Request a Catalog](#)  
[Request a Quote](#)  
[Request Cross-Reference](#)  
[Staff Contacts](#)  
[Find a Sales Office or Distributor](#)