

Base strip - DFK-MC 1,5/ 4-GF-3,81 - 1829361

Please be informed that the data shown in this PDF Document is generated from our Online Catalog. Please find the complete data in the user's documentation. Our General Terms of Use for Downloads are valid (<http://phoenixcontact.com/download>)



Header, Nominal current: 8 A, Rated voltage (III/2): 160 V, Number of positions: 4, Pitch: 3.81 mm, Connection method: Solder/Slip-on connection, Color: green, Contact surface: Tin, Mounting: Direct mounting

The figure shows a 10-position version of the product

Product Features

- Outside: plug-in connection for corresponding plugs with 3.81 mm pitch
- Headers for assembly in a device/housing panel
- Inside: optional solder or 2.8 mm slip-on plug-in connection
- Separate screw connection with the device/housing panel



Key Commercial Data

Packing unit	1 pc
GTIN	 4 017918 051044
Weight per Piece (excluding packing)	3.6 g
Custom tariff number	85366990
Country of origin	Poland

Technical data

Dimensions

Pitch	3.81 mm
Dimension a	11.43 mm

General

Range of articles	DFK-MC 1,5/...-GF
Insulating material group	I
Rated surge voltage (III/3)	2.5 kV

Base strip - DFK-MC 1,5/ 4-GF-3,81 - 1829361

Technical data

General

Rated surge voltage (III/2)	2.5 kV
Rated surge voltage (II/2)	2.5 kV
Rated voltage (III/3)	160 V
Rated voltage (III/2)	160 V
Rated voltage (II/2)	320 V
Connection in acc. with standard	EN-VDE
Nominal current I _N	8 A
Nominal cross section	1.5 mm ²
Maximum load current	8 A
Insulating material	PA
Flammability rating according to UL 94	V0
Number of positions	4

Connection data

Conductor cross section solid min.	0.14 mm ²
Conductor cross section solid max.	1.5 mm ²
Conductor cross section flexible min.	0.14 mm ²
Conductor cross section flexible max.	1.5 mm ²
Conductor cross section AWG min.	28
Conductor cross section AWG max.	16

Standards and Regulations

Connection in acc. with standard	EN-VDE
	CSA
Flammability rating according to UL 94	V0

Classifications

eCl@ss

eCl@ss 4.0	272607xx
eCl@ss 4.1	27260701
eCl@ss 5.0	27260701
eCl@ss 5.1	27141190
eCl@ss 6.0	27260704
eCl@ss 7.0	27440402
eCl@ss 8.0	27141134

Base strip - DFK-MC 1,5/ 4-GF-3,81 - 1829361

Classifications

ETIM

ETIM 3.0	EC001283
ETIM 4.0	EC001283
ETIM 5.0	EC001283

UNSPSC

UNSPSC 6.01	30211810
UNSPSC 7.0901	39121409
UNSPSC 11	39121409
UNSPSC 12.01	39121409
UNSPSC 13.2	39121409

Approvals

Approvals

Approvals

CSA / VDE Gutachten mit Fertigungsüberwachung / IECEx CB Scheme / CCA / EAC / cULus Recognized

Ex Approvals

Approvals submitted

Approval details

CSA	
Nominal current I _N	8 A
Nominal voltage U _N	150 V

VDE Gutachten mit Fertigungsüberwachung	
mm ² /AWG/kcmil	0.2-1.5

Base strip - DFK-MC 1,5/ 4-GF-3,81 - 1829361

Approvals

Nominal current I _N	8 A
Nominal voltage U _N	160 V

IECEE CB Scheme	
mm ² /AWG/kcmil	0.2-1.5
Nominal current I _N	8 A
Nominal voltage U _N	160 V

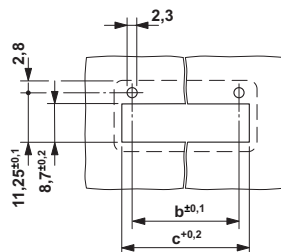
CCA	
mm ² /AWG/kcmil	0.2-1.5
Nominal current I _N	8 A
Nominal voltage U _N	160 V

EAC	
-----	--

cULus Recognized		
	B	D
Nominal current I _N	8 A	8 A
Nominal voltage U _N	300 V	300 V

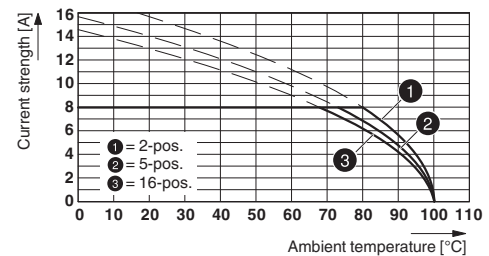
Drawings

Drilling diagram



Dimension b: 6.19 mm + (no. of pos. x 3.81 mm)
 Dimension c: Dim. b + 4.7 mm

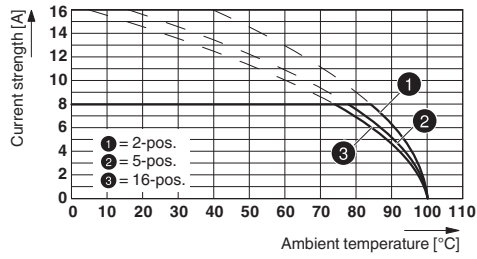
Diagram



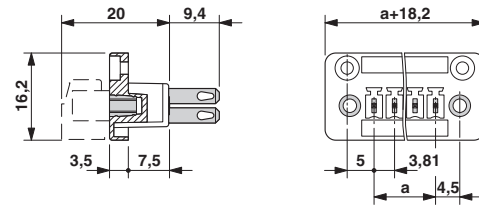
Type: MC 1,5/...-STF-3,81 with DFK-MC 1,5/...-GF-3,81 (with flat plug)

Base strip - DFK-MC 1,5/ 4-GF-3,81 - 1829361

Diagram



Dimensional drawing



Type: MC 1,5/...-STF-3,81 with DFK-MC 1,5/...-GF-3,81 (with solder connection)