

Drive Fuse

High Speed Fuses

Class J – 600 Volt

DFJ

1 to 600A



Catalog Symbol: DFJ
High Speed Fuse

Current-Limiting

Ampere Rating: 1 to 600A

Voltage Rating: 600Vac (or less), 450Vdc (or less)

Interrupting Rating: 200,000A RMS Sym., 100,000A dc

Agency Information:

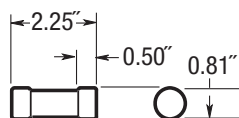
UL Listed, Std. 248-8, Class J, Guide JDDZ, File E4273

CSA Certified, C22.2 No. 248.8, Class 1422-02, File 53787

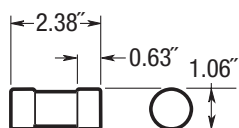
Catalog Numbers (Amps)

DFJ-1	DFJ-15	DFJ-70	DFJ-225
DFJ-2	DFJ-20	DFJ-80	DFJ-250
DFJ-3	DFJ-25	DFJ-90	DFJ-300
DFJ-4	DFJ-30	DFJ-100	DFJ-350
DFJ-5	DFJ-35	DFJ-110	DFJ-400
DFJ-6	DFJ-40	DFJ-125	DFJ-450
DFJ-8	DFJ-45	DFJ-150	DFJ-500
DFJ-10	DFJ-50	DFJ-175	DFJ-600
DFJ-12	DFJ-60	DFJ-200	

Dimensional Data – 1-60A



1A to 30A



35A to 60A

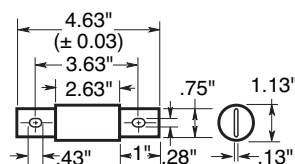
Combine the performance of high speed semiconductor fuses and the convenience of Class J branch circuit fuses in one package.

The new Cooper Bussmann® Drive Fuse will provide maximum protection for AC and DC drives and controllers and meet NEC® branch circuit protection requirements. The Drive Fuse has the lowest I²t of any branch circuit fuse to protect power semiconductor devices that utilize diodes, GTO's, SCR's and SSR's.

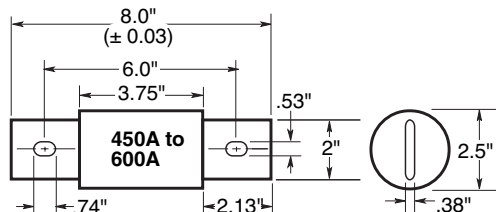
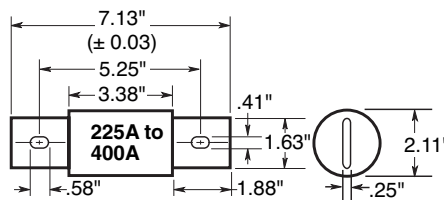
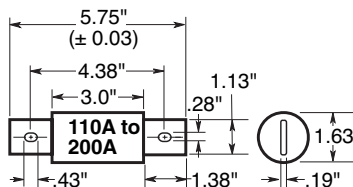
General Information:

- Easily coordinated with existing and new variable speed drives and electronic controllers.
- Standard Class J dimensions allowing the use of readily available fuse blocks, holders, and switches.
- Allows the lowest let-thru energy of any branch circuit overcurrent protective device.

Dimensional Data – 70-600A



70A to 100A



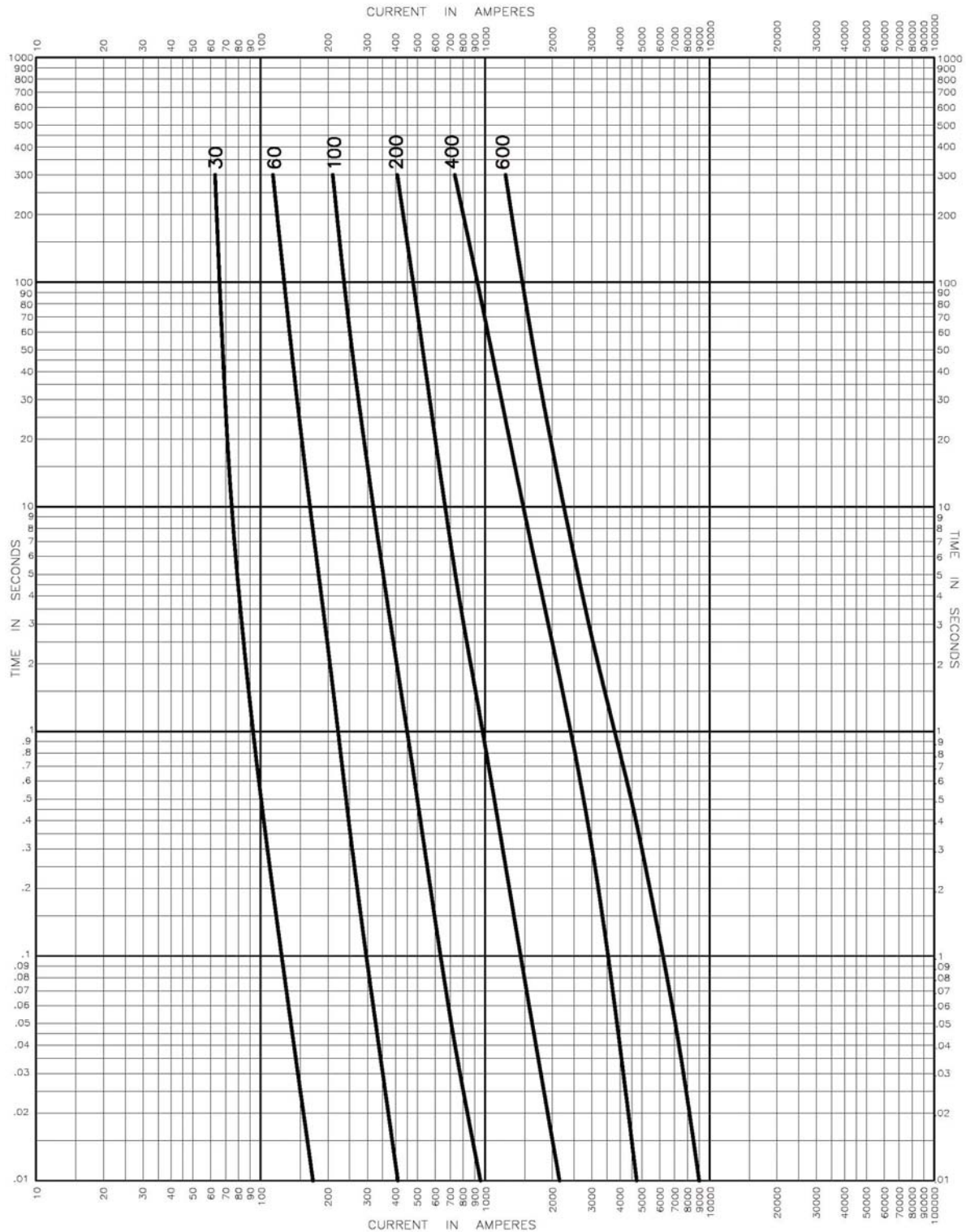
Drive Fuse

High Speed Fuses

Class J - 600 Volt

DFJ
1 to 600A

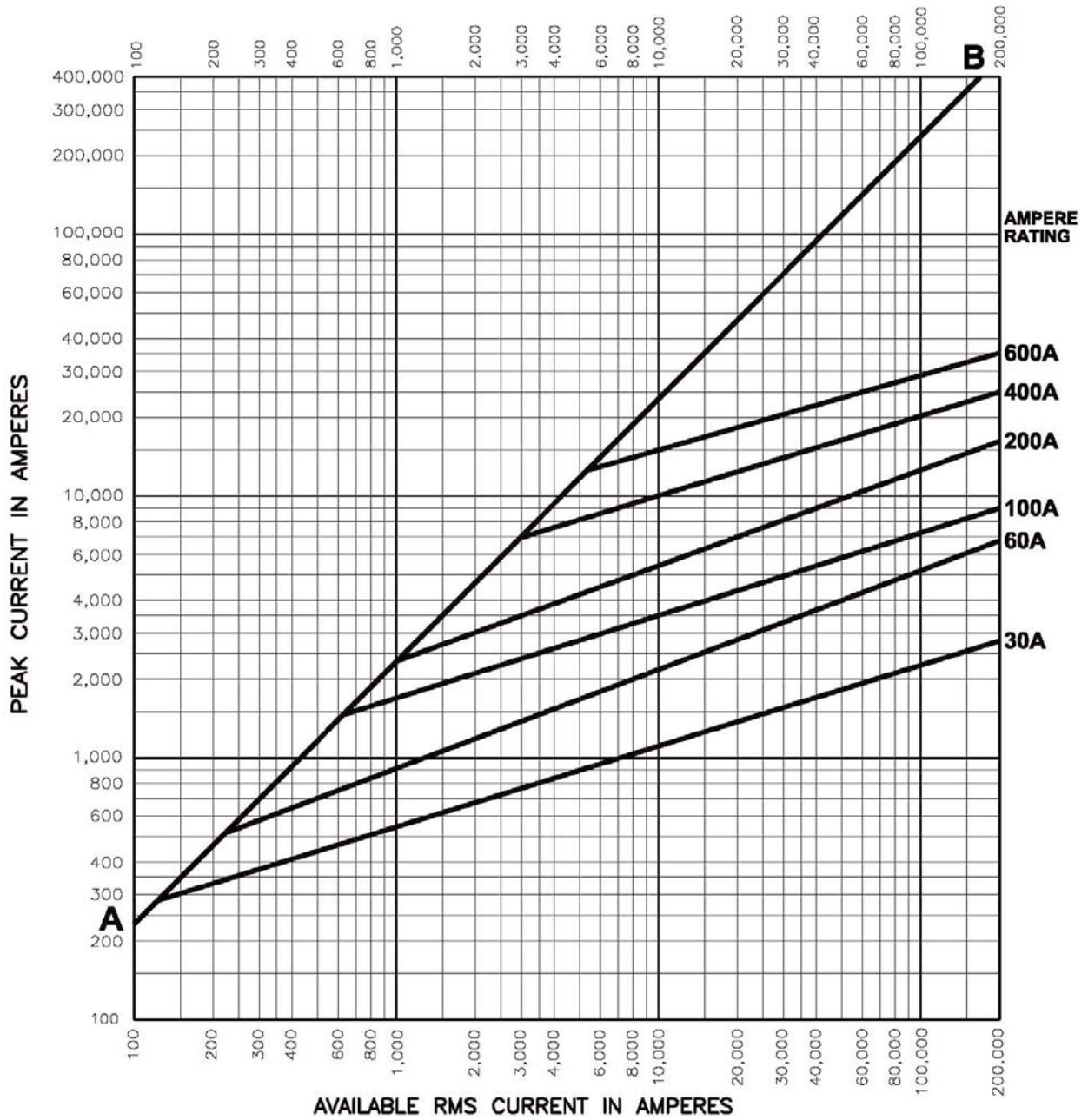
Time-Current Characteristic Curves—Average Melt



Drive Fuse
High Speed Fuses
Class J - 600 Volt

DFJ
1 to 600A

Current Limitation Curves



The only controlled copy of this Data Sheet is the electronic read-only version located on the Cooper Bussmann Network Drive. All other copies of this document are by definition uncontrolled. This bulletin is intended to clearly present comprehensive product data and provide technical information that will help the end user with design applications. Cooper Bussmann reserves the right, without notice, to change design or construction of any products and to discontinue or limit distribution of any products. Cooper Bussmann also reserves the right to change or update, without notice, any technical information contained in this bulletin. Once a product has been selected, it should be tested by the user in all possible applications.