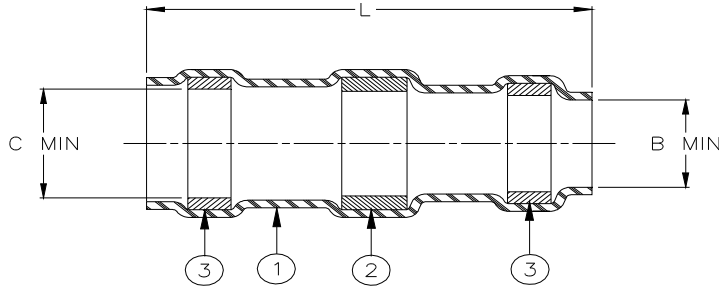


SPECIFICATION CONTROL DRAWING



Product Revisions		NAS Equiv.	Product Dimensions			Cable Dimensions	
Product Name			$L \pm 1.52$ ($L \pm 0.06$)	B min	C min	D max	E min
D-142-50	J	1745-14	15.75 (0.620)	2.80 (0.110)	3.175 (0.125)	3.175 (0.125)	1.40 (0.055)
D-142-51	J	1745-15	15.75 (0.620)	4.45 (0.175)	5.08 (0.200)	5.08 (0.200)	2.54 (0.100)
D-142-52	J	1745-16	19.05 (0.750)	7.11 (0.280)	7.62 (0.300)	7.62 (0.300)	4.06 (0.160)

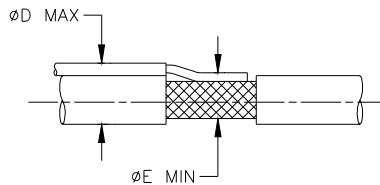
MATERIALS


- INSULATION SLEEVE: Heat shrinkable, radiation cross-linked polyvinylidene fluoride.
Color: natural.
- SOLDER PREFORM WITH FLUX:
SOLDER: TYPE Cd18 per ANSI J-STD-006.
FLUX: TYPE ROL1 per ANSI J-STD-004.
- MELTABLE RINGS: Thermally stabilized thermoplastic, one clear and one blue.

APPLICATION

- These parts are designed for shield terminations on cables having tin or silver plated shields and insulations rated for at least 105°C and falling within size range listed.
- These parts are designed to meet the requirements of Raychem Specification RT-1404. They also comply with National Aerospace Standard Part Drawing NAS-1745.
See table above for equivalent size.
- For installation techniques, see Raychem Assembly Procedure RCPS 100-70.
- For other sizes available in this configuration, see Raychem Devices Specification Control Drawings D-142-56, -65 & -66.

For best results, prepare the cable as shown:



 300 Constitution Drive Menlo Park, CA 94025, USA		THERMOFIT DEVICES	TITLE: (105°C) SOLDER SLEEVE LOW TEMPERATURE				
UNLESS OTHERWISE SPECIFIED DIMENSIONS ARE IN MILLIMETERS. INCH DIMENSIONS ARE BETWEEN BRACKETS.			DOCUMENT NO.: D-142-50/-51/-52				
TOLERANCES: 0.00 N/A 0.0 N/A 0 N/A	ANGLES: N/A ROUGHNESS IN MICRON	TE Connectivity reserves the right to amend this drawing at any time. Users should evaluate the suitability of the product for their application.	DCR NUMBER: D000400	REPLACES: N/A			
DRAWN BY: M. FORONDA	DATE: 17-Jul-00	PROD. REV. SEE TABLE	DOC ISSUE: 2	SCALE: None	SIZE: A	SHEET: 1 of 1	