


Part number

CX 02 4AF



Brief description:

female insert, 2 poles, screw terminal connections, 40A 1000V, 8kV, 3, silver plated, 1 module, modular units series MIXO

Product description		Approvals / Standards	
Model	female insert	Reference standard	EN 61984:2009-06
Version	screw connection	Quality mark	 DNV-GL, EAC
Product type	with female contacts	Conformity	CQC, CE
Family	MIXO series, customizable inserts	General ordering information	
Size	1 module	EAN13 code	8015747048149
N. of poles	2 poles	Tariff number	85369095
Technical data		Packaging Information	
Current	40 A (A.C. and D.C.)	Packaging length	180,00 mm
Voltage	1000 V	Packaging height	130,00 mm
Rated impulse withstand voltage	8 kV	Packaging width	150,00 mm
Pollution degree	3	Packaging weight	1,55 kg
Wire cross-section	2,50 mm ² - 8,00 mm ²	Packaging volume	3,51 dm ³
AWG size	14 - 8	Packaging description	Carton box
Operating temperature range (min, max)	-40°C ... +125°C	Packaging quantity	60 Pcs
Contact type	silver plated	Packaging EAN code	8015747221108
IP degree of protection	IP20 without enclosure, IP65/IP66/IP68/IP69 with enclosure	Sub-packaging length	35,00 mm
PE terminal stripping length	7 mm	Sub-packaging height	40,00 mm
Further technical details		Sub-packaging width	155,00 mm
Characteristics according to EN 61984	40A 1000V 8kV 3	Sub-packaging weight	0,26 kg
Insulation resistance	≥ 10 GΩ	Sub-packaging volume	0,22 dm ³
Rated voltage according to UL/CSA	600V	Sub-packaging description	Carton tray
UL 94 flammability rating	V-0	Sub-packaging quantity	10 Pcs
Weight	23,00 g	Sub-packaging EAN barcode	8015747143653

Part number

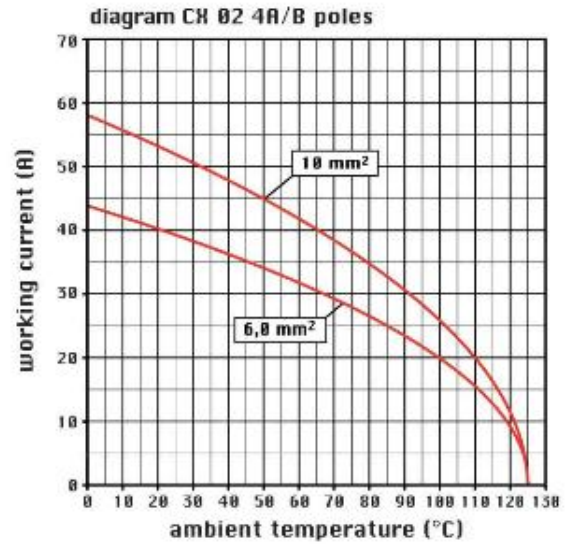
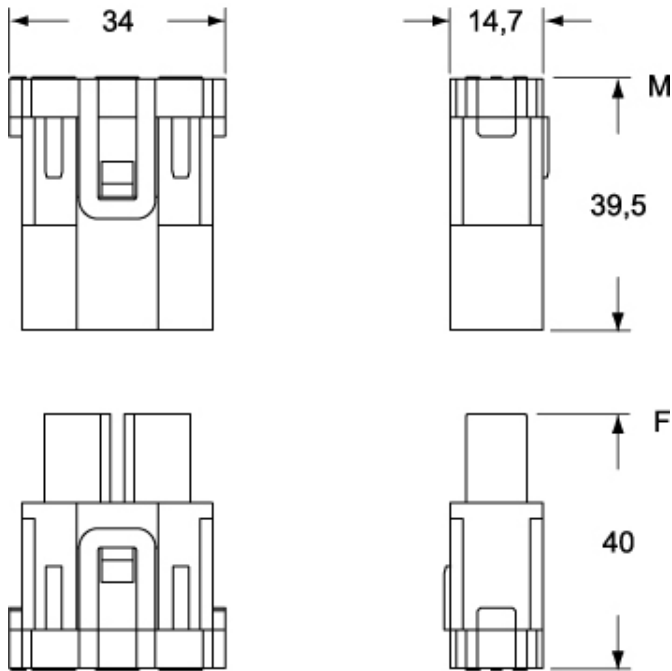
CX 02 4AF



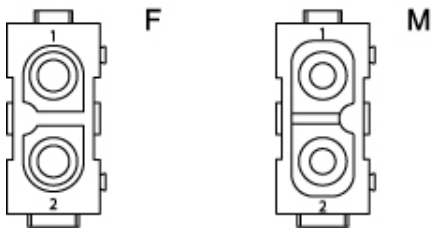
Catalogue drawings

Catalogue drawings

CX 02 4AM



CX 02 4AF



Notes

Inserts CX 02 4AF - CX 02 4AM:

- characteristics according to EN 61984:
(40A 1000V 8kV 3)
(40A 1600V 12kV 2)

- inserts for Ø 4mm cables, section: 2.5-8 mm² - AWG 14-8
- footprint 1 module

Inserts CX 02 4BF - CX 02 BM:

- characteristics according to EN 61984:
(40A 1000V 8kV 3)

(40A 1600V 12kV 2)

- inserts for Ø 4.8 mm cables, section: 6-10 mm² - AWG 10-8
- footprint 1 module
- use flexible cables with sections from 2.5 to 10 mm² or extra flexible cables with sections from 2.5 to 6 mm²

- do not twist the cables
- fully insert the braids in the rear section of the contact

the modular inserts must be installed in suitable frames which in turn are installed in traditional housings or COB panel support
