



Elite CT-39

Multi-Throw Internal Terminations DC-22GHz Latching

The CT-39 Switch is a Internally Terminated broadband, multi-throw, electromechanical coaxial switch designed to switch a microwave signal from a common input to any of 3, 4, 5, or 6 outputs. The characteristic impedance is 50 Ohms. Internal terminations provide an impedance match for the unselected ports. The switches are small using the popular connector spacing on a 1.062" dia. circle. Each position has an individual actuator mechanism allowing random position selection. This also minimizes switching time.

Specifications

RF Contacts: Break before make

Actuator	Voltage (VDC) 20°C				
	12	15	28		
Latching Current (mA)	255	205	90		
Reset Current (mA)	Positions	3	765	615	270
		4	1020	820	360
		5	1275	1025	450
		6	1530	1230	540

Switching Time: 20 msec max

Terminations: 50 Ohm 2 Watts CW max

Connectors: SMA (f)

Weight: 6 oz. max

Temperature Range: -55°C to +85°C (Operating)

The CT-39 comes with a latching actuator. The latching switch remains in the last position selected when the switch is de-energized. STD dual command requires a reset pulse before a new selected position. A separate reset circuit allows all positions to be set to an open position. User must provide both reset (clear) and set (select new position) commands.

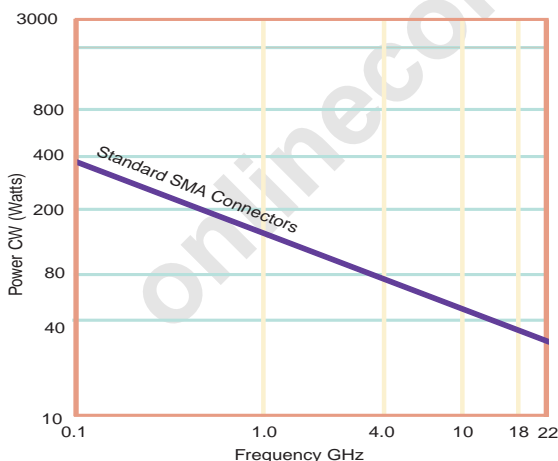
Shock: MIL-STD-202 Method 213, Condition D (500G Non Operating)

Vibration: MIL-STD-202 Method 214, Condition D (10G RMS Non Operating)

Humidity: Moisture Seal Available

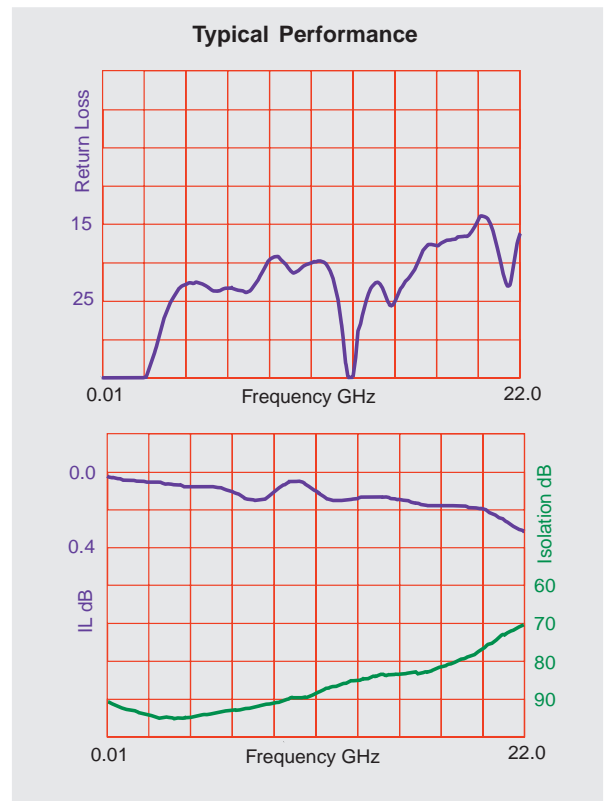
Typical Contact Life: 5 Million Cycles

RF Power Handling (Non-Terminated)



Specifications

	DC-6 GHz	6-12 GHz	12-18 GHz	18-22 GHz
VSWR (max)	1.25:1	1.40:1	1.50:1	1.80:1
Insertion Loss (min)	0.20 dB	0.40 dB	0.50 dB	0.80 dB
Isolation (max)	70.0 dB	60.0 dB	60.0 dB	50.0 dB

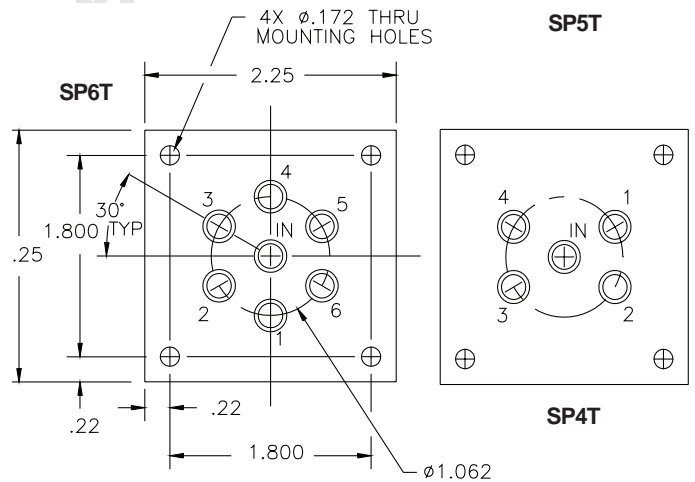
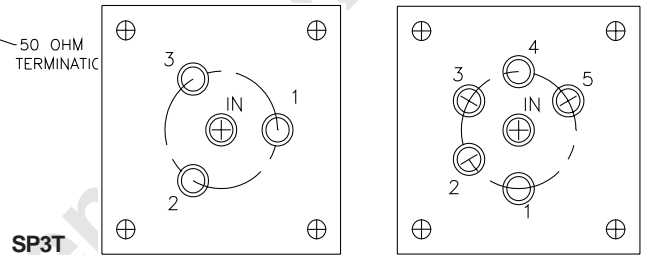
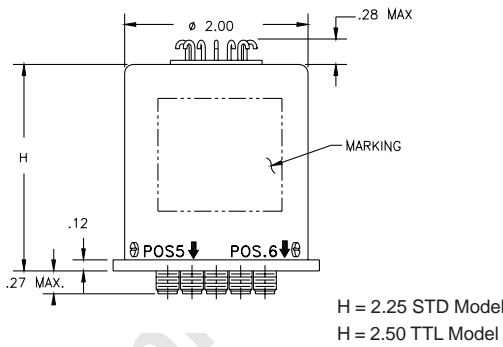
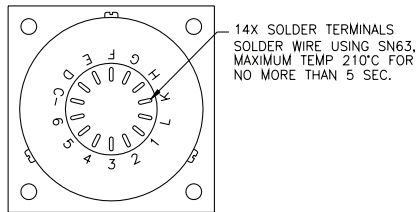
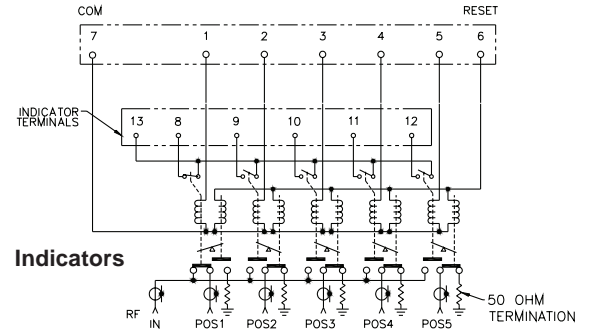
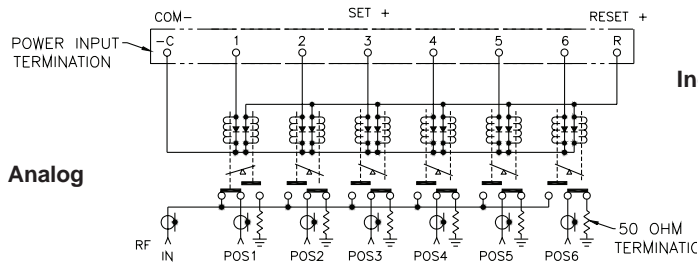
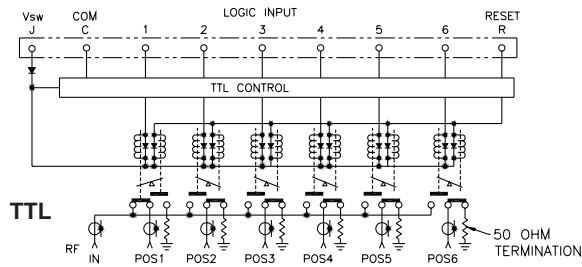


Specifications subject to change without notice.

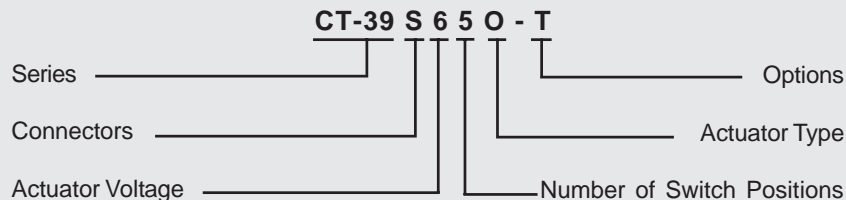
www.teledynecoax.com
email: coax@teledyne.com

Tel: (800) 351-7368
10/2007

Elite CT-39 Multi-Throw Internal Terminations DC-22GHz Latching



Part Numbering System for CT-39 (Latching)



Connector	Actuator Voltage	Number of Positions	Actuator Type	Options
S: SMA Female	6: 28Vdc Latching 7: 15Vdc Latching 8: 12Vdc Latching	3: SP3T 4: SP4T 5: SP5T 6: SP6T	O: No Indicator Contacts C: Indicator Contacts D: Self Cutoff Only E: Indicators and Self Cutoff	T: TTL Drivers with Diodes R: Positive + Common TD: TTL Driver with Decoder

For other options contact Factory



Specifications subject to change without notice.

www.teledynecoax.com
email: coax@teledyne.com

Tel: (800) 351-7368
10/2007