

CM SERIES

RELAY SOCKETS



DESCRIPTION

5, 8 and 11 Pin Square Base Sockets

ELECTRICAL RATING

- 300 Volts, 10 Amps
- 150 Volts, 15 Amps

CONSTRUCTION

- Contacts** • Brass, Bright Tin Plated
- Molding** • Break Resistant Thermoplastic
Black Standard, White Available

AGENCY APPROVALS

- UL recognized, File No. E60008
- CSA certified, File No. LR29513
- CE (*)



ORDERING CODE

PART NO.	DESCRIPTION	TERMINAL TYPE
CM05-PCB-1S (*)	SPDT, 5 Pin Square, No Mount Ends (Fig. 2)	PC Board
CM05-PCB (*)	SPDT, 5 Pin Square (Fig. 1)	PC Board
CM05-LPCB-1S	SPDT, 5 Pin Square, No Mount Ends (Fig. 2)	Long PC Board
CM05-LPCB	SPDT, 5 Pin Square (Fig. 1)	Long PC Board
CM08-PCB-1S (*)	DPDT, 8 Pin Square, No Mount Ends (Fig. 2)	PC Board
CM08-PCB (*)	DPDT, 8 Pin Square (Fig. 1)	PC Board
CM08-LPCB-1S	DPDT, 8 Pin Square, No Mount Ends (Fig. 2)	Long PC Board
CM08-LPCB	DPDT, 8 Pin Square (Fig. 1)	Long PC Board
CM11-PCB-1S (*)	3PDT, 11 Pin Square, No Mount Ends (Fig. 2)	PC Board
CM11-PCB (*)	3PDT, 11 Pin Square (Fig. 1)	PC Board
CM11-LPCB-1S	3PDT, 11 Pin Square, No Mount Ends (Fig. 2)	Long PC Board
CM11-LPCB	3PDT, 11 Pin Square (Fig. 1)	Long PC Board

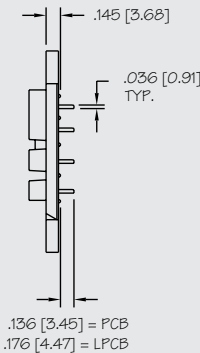
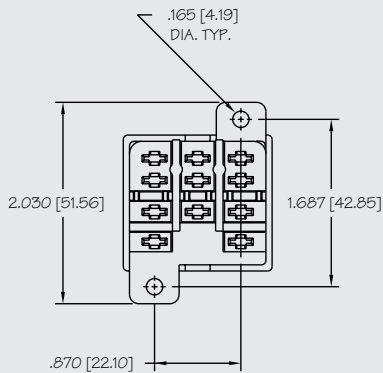
ACCESSORIES

PART NO.	DESCRIPTION (Refer to the accessories pages 25-27)
HDB-5	Hold Down Spring



CUSTOM CONNECTOR

Fig. 1



PC BOARD LAYOUT

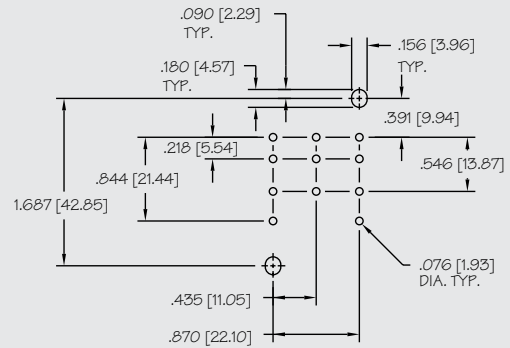
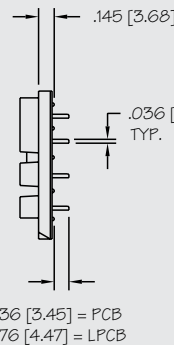
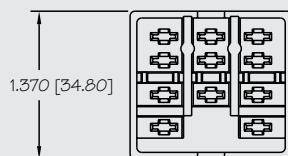
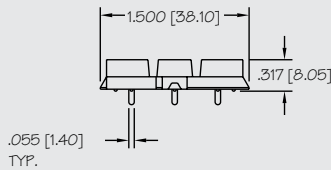


Fig. 2



PC BOARD LAYOUT

