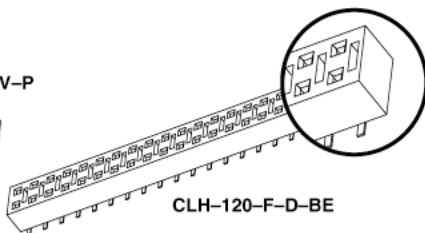
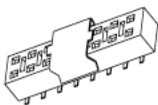
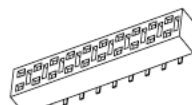




CLH-108-F-D-DV-P



CLH-120-F-D-BE



CLH-110-F-D-DV



-SM, -LM,
-FM only:

Surface
SMT
Mount

LOW PROFILE SOCKET CLH SERIES

Mates with:
TSW, MTSW, HW, DW,
EW, ZW, TLW, TSM,
MTLW

SPECIFICATIONS

For complete specifications and recommended PCB layouts see www.samtec.com?CLH

Insulator Material:
Black Liquid Crystal
Polymer



Contact Material:
Phosphor Bronze

Operating Temp Range:
-55°C to +125°C with Gold
-55°C to +105°C with Tin

Plating:

Au or Sn over
50µ" (1,27µm) Ni

Contact Resistance:
10 mΩ max

Insertion Depth:
(2,67mm) .105" to
(3,43mm) .135"

plug from top, (3,18mm) .125"
min plus board thickness plug
from bottom

Insertion Force:
4.0oz (1,11N) average

Normal Force:
50 grams (0,48N)

Withdrawal Force:
1.1oz (0,31N) average

Max Cycles:
100 with 10µ" (0,25µm) Au

RoHS Compliant:
Yes

Processing:

Max Processing Temp:
230°C for 60 seconds, or
260°C for 20 seconds 3x

with Matte Sn plating

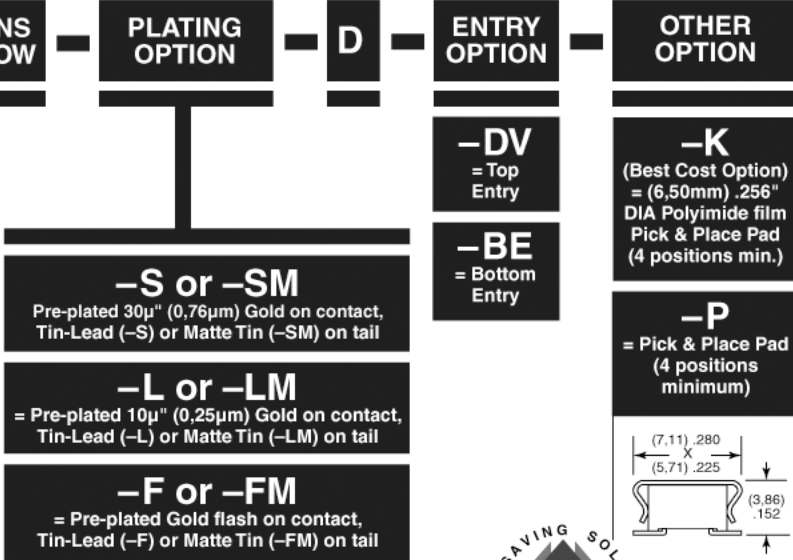
Lead-Free Solderable:
Yes, with Matte Sn plating

SMT Lead Coplanarity:
(0,10mm) .004" max

Note: Some lengths,
styles and options are
non-standard, non-returnable.

APPLICATION SPECIFIC OPTION

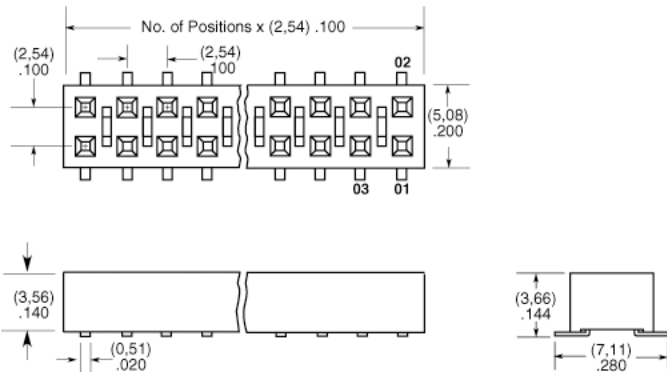
Polarized option available.
Call Samtec.



CURRENT RATING	
AMBIENT TEMPERATURE	TSM mated with CLH
20°C	3.2A
40°C	2.8A
60°C	2.3A
80°C	1.6A

TAPE & REEL AVAILABILITY
No tooling charges.
125 piece minimum order.
Order any quantity above minimum.
In-house design, manufacture.
Quick turn-around.
Call Samtec for specifications
and ordering information.

02 thru 50



Due to technical progress, all designs, specifications and components are subject to change without notice.

WWW.SAMTEC.COM