


# Repeat Cycle

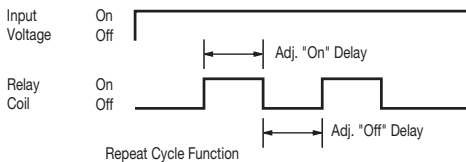
## CKK Series

### FEATURES

- 100% functionally tested
- Digital timing circuit
- Time delays to 10 hours
- ±1% repeatability
- Individually adjustable ON and OFF times
- Fiberglass reinforced circuit board
- Internal components supported by heavy-duty chassis
- Reinforced base locator pin
- Polycarbonate flame-retardant housing
-  File #E59090

**Operating Logic:** Upon application of voltage to the input terminals, the OFF delay is initiated. At the end of the OFF preset time, the relay coil is activated and the ON delay starts. At the end of the ON preset time, the relay coil is deactivated and a new cycle begins. The ON and OFF cycles will continue to alternate until voltage is removed.

### LOGIC FUNCTION DIAGRAM



### SPECIFICATIONS

#### TIME DELAY

**Adjustment:** Knobs, factory fixed on special order (min. order required)

**Range:** 50 ms to 1 hour in 8 ranges

Repeatability: ±1% at constant temperature

#### Accuracy:

Maximum time -0%, +10%

Minimum time +0%, -50%

**Reset Time:** 500 ms max.

#### INPUT

**Operating Voltage:** 12, 24 VDC; 24, 120 VAC ±10% (DC models have reverse polarity protection; unfiltered input voltage to them must be full-wave rectified)

**Power Consumption:** 3 VA max.

**Frequency:** 50/60 Hz

#### OUTPUT

**Type:** Relay DPDT (2 form C)

**Rating:** 10 A max. resistive at 240 VAC; 100 mA at 5 VDC min. load current

#### Life:

Mechanical: 10,000,000 operations

Full Load: 500,000 operations

#### PROTECTION

**Transient Voltage:** 12 and 24 V timers are protected by an 8.8 joule metal oxide varistor 120 V timers are protected by a 30 joule metal oxide varistor

**Dielectric Breakdown:** 1500 V RMS min. at 60 Hz between input and outputs and between outputs

#### MECHANICAL

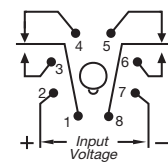
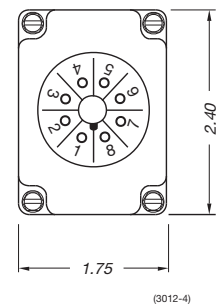
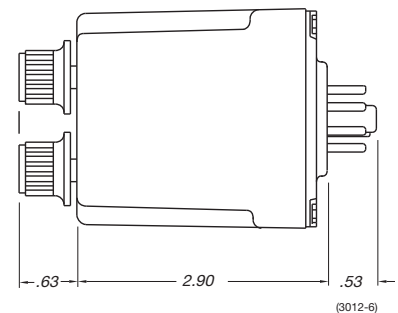
**Termination:** 8-pin plug

**Mounting:** Socket mount, part number MSO-0008P-012

#### ENVIRONMENTAL

**Storage Temperature:** -23°C to 70°C

**Operating Temperature:** -23°C to 55°C



PIN CONFIGURATION  
Polarity Shown is for DC Models

### ORDERING INFORMATION

TIME RANGE	12 VDC	24 VDC	24 VAC	120 VAC
.05 to 5 sec.	—	—	—	CKK-00005-461
.1 to 10 sec.	CKK-00010-466	CKK-00010-462	CKK-00010-467	CKK-00010-461
.6 to 60 sec.	CKK-00060-466	CKK-00060-462	CKK-00060-467	CKK-00060-461
1.8 to 180 sec.	CKK-00180-466	—	—	CKK-00180-461
3 to 300 sec.	—	—	—	CKK-00300-461
6 to 600 sec.	—	—	—	CKK-00600-461
18 to 1800 sec.	—	—	—	CKK-01800-461
36 to 3600 sec.	—	—	—	CKK-03600-461

Consult factory for any special requirements not listed in catalog (minimum order requirement may apply).