

Contactors relays

Description

- 4-, 6-, 8-pole units
- 44mm wide
- Finger proof design
- DIN rail or screw mountable
- 16A continuous current, I_{th}
- AC/DC control voltage



CGR-4A



CGR-6A



CGR-8A

Selection

Poles	Composition	Types		Remarks
		AC control	DC control	
4 pole	4NO	CGR-4A-40	CGR-4D-40	Additional 2NO or 4NO auxiliary contact block can be mounted on these relays
	3NO+1NC	CGR-4A-31	CGR-4D-31	
	2NO+2NC	CGR-4A-22	CGR-4D-22	
	1NO+3NC	CGR-4A-13	CGR-4D-13	
	4NC	CGR-4A-04	CGR-4D-04	
6 pole	6NO	CGR-6A-60	CGR-6D-60	
	5NO+1NC	CGR-6A-51	CGR-6D-51	
	4NO+2NC	CGR-6A-42	CGR-6D-42	
	3NO+3NC	CGR-6A-33	CGR-6D-33	
	2NO+4NC	CGR-6A-24	CGR-6D-24	
8 pole	8NO	CGR-8A-80	CGR-8D-80	
	7NO+1NC	CGR-8A-71	CGR-8D-71	
	6NO+2NC	CGR-8A-62	CGR-8D-62	
	5NO+3NC	CGR-8A-53	CGR-8D-53	
	4NO+4NC	CGR-8A-44	CGR-8D-44	

Contact ratings

		Rated currents		Making/Breaking currents	
		Inductive load	Resistive load	Inductive load	Resistive load
AC duty	120V	6A	10A	66A	66A
	240V	3A	8A	33A	33A
	480V	1.5A	5A	16.5A	16.5A
	600V	2A	5A	13.2A	13.2A
DC duty	125V	1.1A	5A	3.7A	
	250V	0.55A	3A	1.8A	
	440V	0.31A	2.5A	1.4A	
	600V	0.2A	1A	0.7A	
Continuous current, I _{th}		16A			

Performance

Operation cycle			1800 operations/hour	
Endurance	Mechanical lifetime		20 mil. Operations	
	Electrical lifetime	AC15 duty	220V	0.5 mil. operations
			440V	0.5 mil. operations
		AC12 duty	220V	0.25 mil. operations
			440V	0.25 mil. operations
	DC13, 12 duty	24~220V	0.5 mil. operations	

Contactors coil voltage, AC 50/60Hz

50Hz : 24, 42, 48, 100, 110, 220, 240, 380, 400, 415, 440, 500, 550V

60Hz : 24, 48, 110, 120, 208, 220, 240, 277, 380, 440, 480, 600V

Coil voltage, DC

12, 20, 24, 48, 60, 80, 100, 110, 125, 200, 220, 250V

Ordering information

Specify type, contact composition and coil voltage

Example : CGR-4D-31-24V

For more information

Drawings

→ page 163

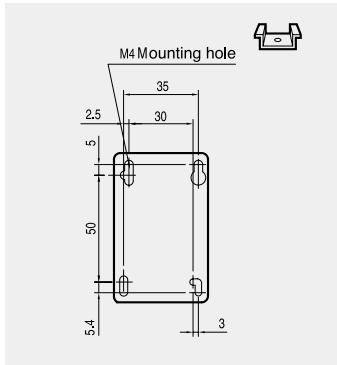
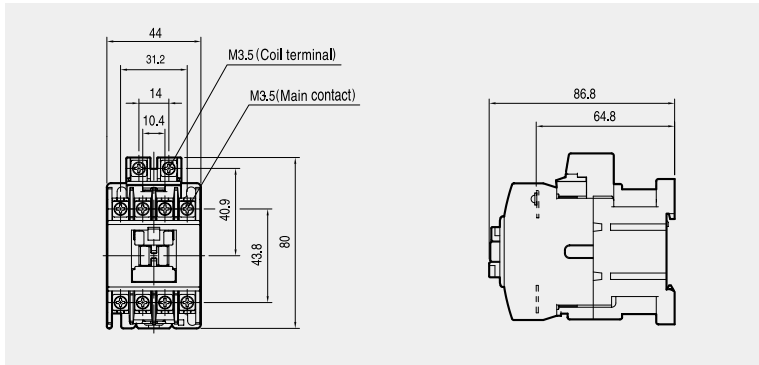
Diagrams

→ page 163

Contactor relays, AC coil

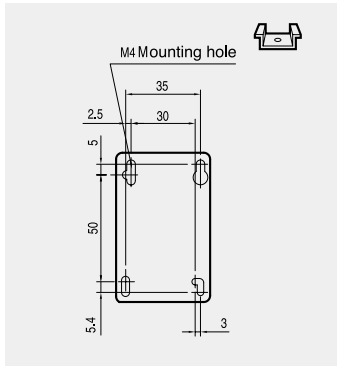
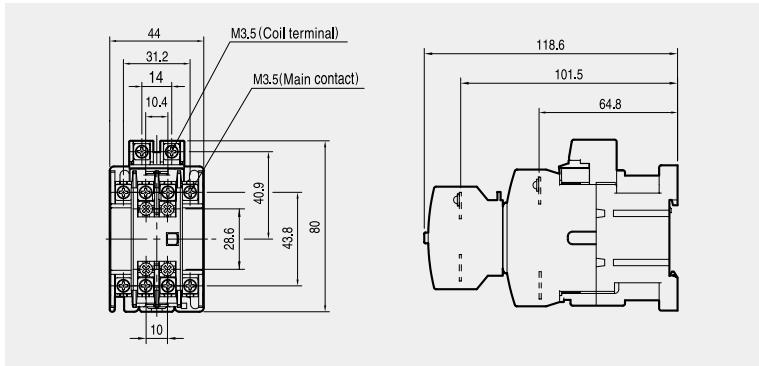


CGR-4A



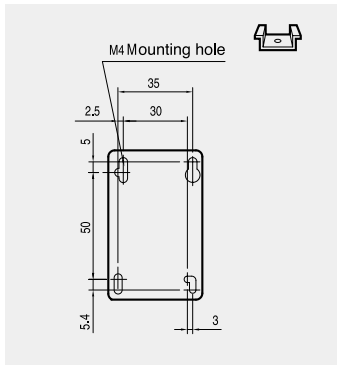
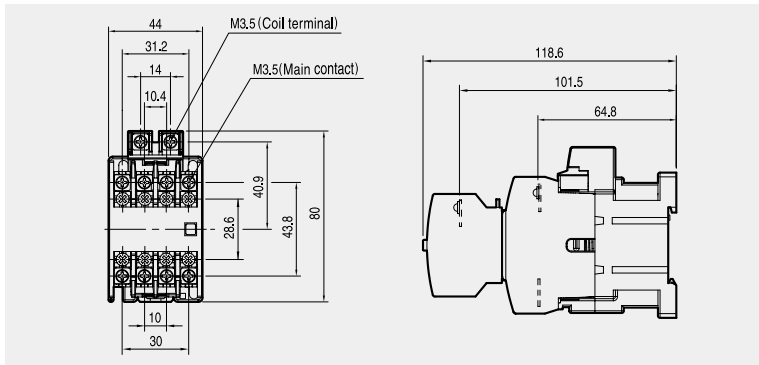
0.33kg

CGR-6A



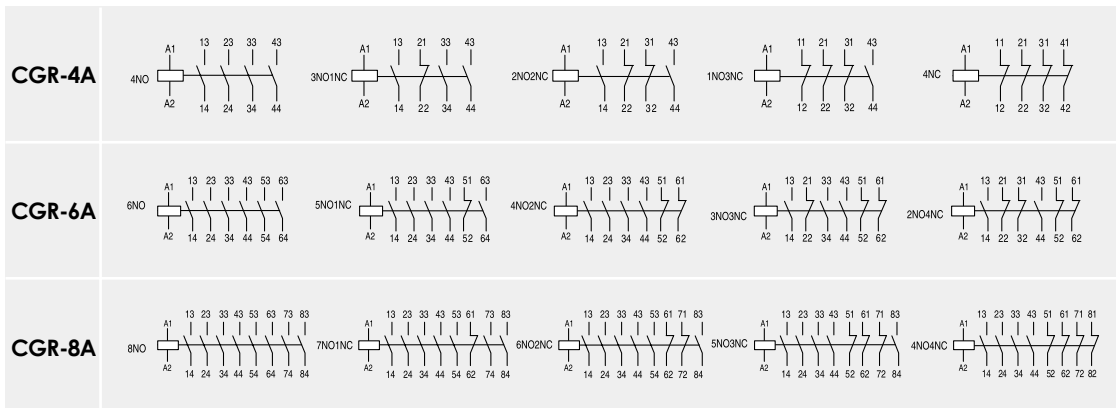
0.36kg

CGR-8A



0.38kg

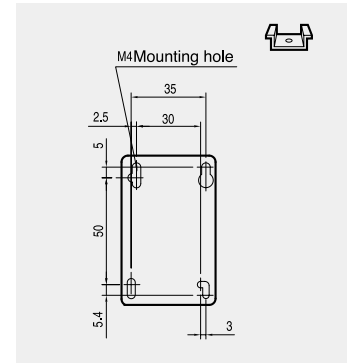
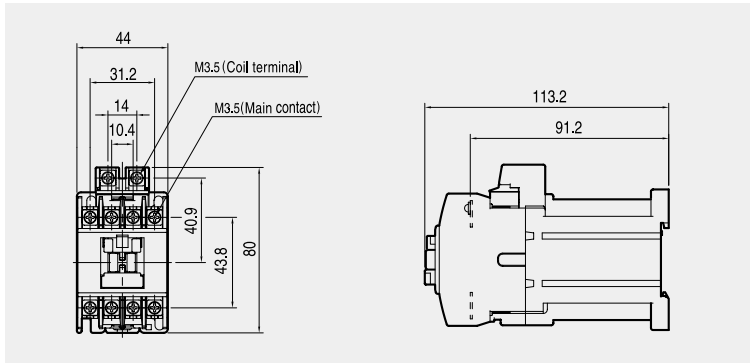
Circuit diagram



Dimensions

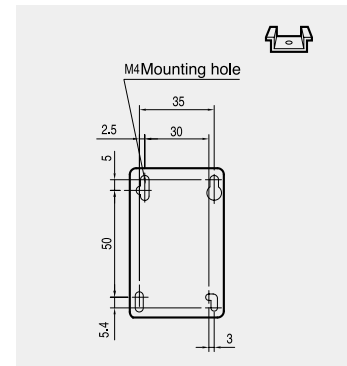
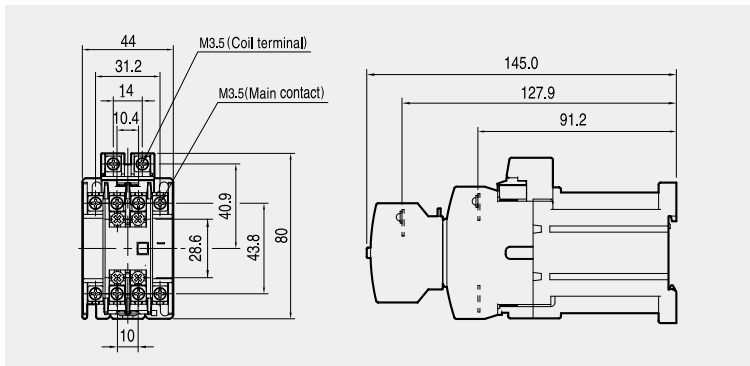
Contactors relays, DC coil

CGR-4D



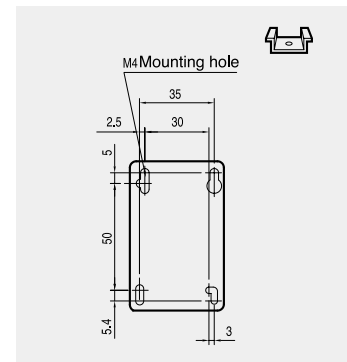
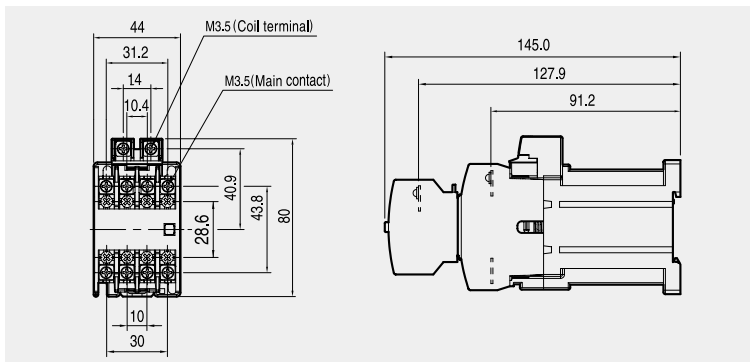
0.55kg

CGR-6D



0.57kg

CGR-8D



0.59kg

Circuit diagram

