

Printed-circuit board connector - CCVA 2,5/ 8-G-5,08 P26THR - 1955918

Please be informed that the data shown in this PDF Document is generated from our Online Catalog. Please find the complete data in the user's documentation. Our General Terms of Use for Downloads are valid (<http://phoenixcontact.com/download>)

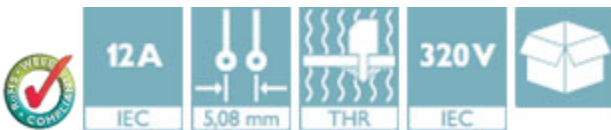
Header, Nominal current: 12 A, Rated voltage (III/2): 320 V, Number of positions: 8, Pitch: 5.08 mm, Color: black, Contact surface: Tin, Mounting: THR soldering, User information and design recommendations for through hole reflow technology can be found under "Downloads"



The figure shows a 10-position version of the product

Product Features

- Standard pin length of 2.6 mm, other pin lengths available on request
- Plug-in direction vertical to the PCB
- Delivery form: box packaging, in bulk for small series
- Use in SMT reflow processes



Key Commercial Data

Packing unit	1 pc
Minimum order quantity	50 pc
Weight per Piece (excluding packing)	3.59 g
Custom tariff number	85366990
Country of origin	Germany

Technical data

Dimensions

Length	8.6 mm
Pitch	5.08 mm
Dimension a	35.56 mm
Width	43.44 mm
Constructional height	12 mm
Height	14.6 mm
Length of the solder pin	2.6 mm

Printed-circuit board connector - CCVA 2,5/ 8-G-5,08 P26THR - 1955918

Technical data

Dimensions

Pin dimensions	1 x 1 mm
Hole diameter	1.6 mm

General

Range of articles	CCVA 2,5/..-G
Insulating material group	IIIa
Rated surge voltage (III/3)	4 kV
Rated surge voltage (III/2)	4 kV
Rated surge voltage (II/2)	4 kV
Rated voltage (III/3)	250 V
Rated voltage (III/2)	320 V
Rated voltage (II/2)	400 V
Connection in acc. with standard	EN-VDE
Nominal current I_N	12 A
Maximum load current	12 A (per position)
Insulating material	LCP
Flammability rating according to UL 94	V0
Color	black
Number of positions	8

Standards and Regulations

Connection in acc. with standard	EN-VDE
	CUL
Flammability rating according to UL 94	V0

Classifications

eCl@ss

eCl@ss 4.0	272607xx
eCl@ss 4.1	27260701
eCl@ss 5.0	27260701
eCl@ss 5.1	27260701
eCl@ss 6.0	27260704
eCl@ss 7.0	27440402
eCl@ss 8.0	27440402
eCl@ss 9.0	27440402

Printed-circuit board connector - CCVA 2,5/ 8-G-5,08 P26THR - 1955918

Classifications

ETIM

ETIM 3.0	EC001121
ETIM 4.0	EC002637
ETIM 5.0	EC002637

UNSPSC

UNSPSC 6.01	30211810
UNSPSC 7.0901	39121409
UNSPSC 11	39121409
UNSPSC 12.01	39121409
UNSPSC 13.2	39121409

Approvals

Approvals

Approvals


EAC / VDE Gutachten mit Fertigungsüberwachung / IECEx CB Scheme / cULus Recognized / EAC

Ex Approvals

Approvals submitted

Approval details

EAC

VDE Gutachten mit Fertigungsüberwachung 	
Nominal current I _N	12 A
Nominal voltage U _N	400 V

Printed-circuit board connector - CCVA 2,5/ 8-G-5,08 P26THR - 1955918

Approvals

IECEE CB Scheme

cULus Recognized

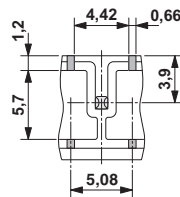
EAC

Drawings

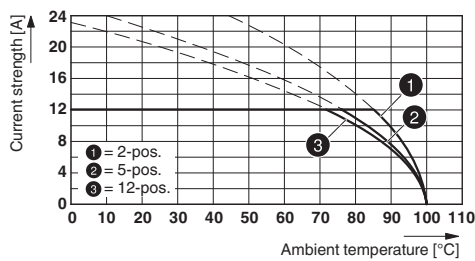
Diagram

Type:
MSTBT
2,5/...-
ST-5,08
with
CCVA
2,5/...-
ST-5,08
Bottom view, free space for solder paste, 0.55 mm deep
P26
THR

Dimensional drawing

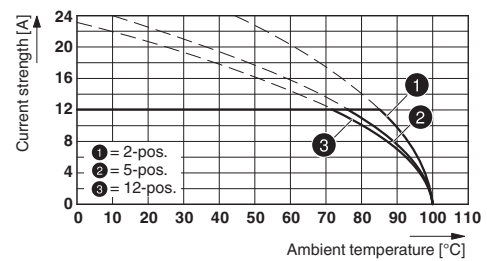


Diagram



Type: FKCS 2,5/...-ST-5,08 with CCVA 2,5/...-G-5,08 P26THR

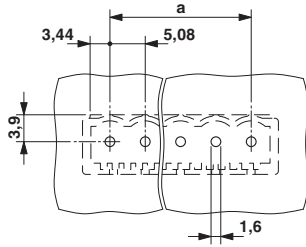
Diagram



Type: FKCS 2,5/...-ST-5,08 with CCVA 2,5/...-G-5,08 P26THR

Printed-circuit board connector - CCVA 2,5/ 8-G-5,08 P26THR - 1955918

Drilling diagram



Dimensional drawing

