


High I²t Chip™ Fuses CC12H Series



Description

- High I²t 1206 footprint surface mount fuse
- High inrush withstand capability
- Excellent temperature and cycling characteristics
- RoHS compliant, and lead free and halogen free construction
- Compatible with solder reflow and wave solder

Electrical Characteristics		
Amp Rating	% of Amp Rating	Opening Time
1-5A	100%	4 Hours Minimum
1-3A	200%	1-60 Seconds
1-5A	250%	5 Seconds Maximum
1-5A	300%	0.1-3 Seconds
1-5A	1000%	0.2-20mS

Agency Information

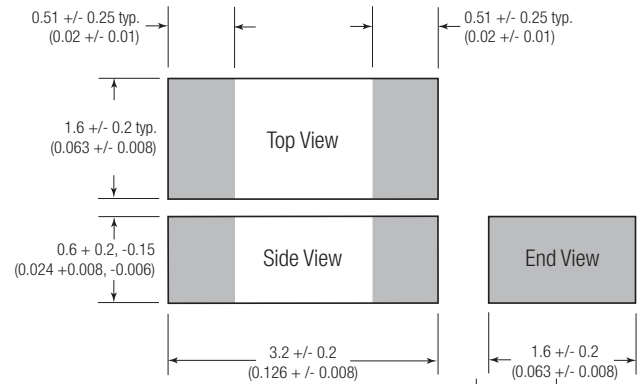
- **cULus** Recognition File number: E19180 (1- 5A)

Environmental Data

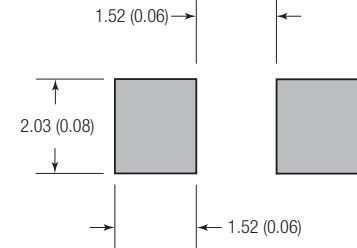
- Thermal Shock: MIL-STD-202, Method 107, Test Condition B
- Vibration: MIL-STD-202, Method 204, Test Condition C
- Moisture Resistance: MIL-STD-202, Method 106, 50 day cycle
- Solderability: ANSI/J-STD-002, Test B
- Normal ambient temperature: 23°C
- Operating temperature range -40°C to 125°C

Dimensions - mm (in)

Drawing Not to Scale



Pad Layout - mm (in)



Soldering Method

- Wave Solder Immersion: 260°C, 10 seconds maximum.
- Solder Reflow: 260°C, 30 seconds maximum.

Packaging and Ordering

- 3000 fuses on 8mm tape-and-reel on a 7 inch (178mm) reel per EIA Standard 481. Specify Catalog Symbol and package code suffix "-TR" (e.g., CC12H1A-TR)

Specifications

Catalog Symbol	Current Rating (Amps)	Amp Rating Mark	Voltage Rating (Vdc)	Interrupting Rating* (Amps)	Resistance (Ω)** Typical	Typical Melt (I ² t)† DC	Typical Voltage Drop (mV)‡
CC12H1A	1	H	63	50	0.35	0.18	490
CC12H1.5A	1.5	K	63	50	0.178	0.4	355
CC12H2A	2	N	63	50	0.10	1.1	305
CC12H2.5A	2.5	O	63	50	0.07	1.7	240
CC12H3A	3	P	63	50	0.045	2.2	185
CC12H3.5A	3.5	R	63	50	0.034	2.7	180
CC12H4A	4	S	63	50	0.03	3.2	169
CC12H4.5A	4.5	X	32	100	0.025	4.2	160
CC12H5A	5	T	32	100	0.021	6.0	140

* DC Interrupting Rating (Measured at rated voltage, time constant of less than 50 microseconds, battery source)

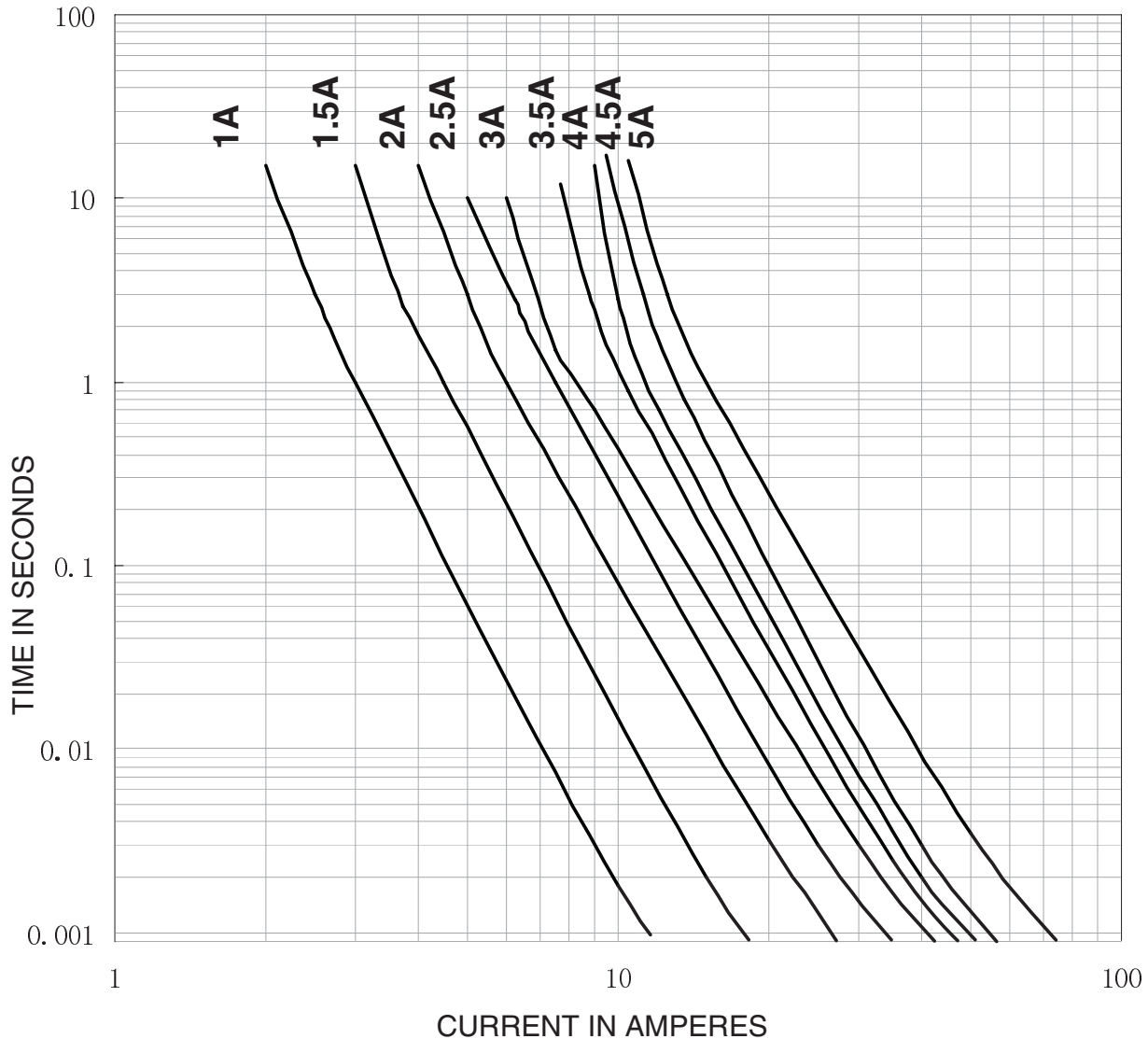
** DC Cold Resistance (Measured at 10% of rated current)

† Typical Melting Ft (Measured with a battery bank at rated DC voltage, 10x-rated current, not to exceed IR, time constant of calibrated circuit less than 50 microseconds)

‡ Typical Voltage Drop (Measured at rated current after temperature stabilizes)

Device designed to carry rated current for four hours minimum. An operating current of 80% or less of rated current is recommended, with further derating required at elevated ambient temperatures.

Time-Current Curves



North America

Cooper Bussmann
1225 Broken Sound Parkway NW
Suite F
Boca Raton, FL 33487-3533
Tel: 1-561-998-4100
Fax: 1-561-241-6640
Toll Free: 1-888-414-2645

Cooper Bussmann
P.O. Box 14460
St. Louis, MO 63178-4460
Tel: 1-636-394-2877
Fax: 1-636-527-1607

Europe

Cooper Bussmann
Cooper (UK) Limited
Burton-on-the-Wolds
Leicestershire • LE12 5TH UK
Tel: +44 (0) 1509 882 737
Fax: +44 (0) 1509 882 786

Cooper Bussmann
Avda. Santa Eulalia, 290
08223
Terrassa, (Barcelona), Spain
Tel: +34 937 362 812
+34 937 362 813
Fax: +34 937 362 719

Asia Pacific

Cooper Bussmann
1 Jalan Kilang Timor
#06-01 Pacific Tech Centre
Singapore 159303
Tel: +65 278 6151
Fax: +65 270 4160

The only controlled copy of this Data Sheet is the electronic read-only version located on the Cooper Bussmann Network Drive. All other copies of this document are by definition uncontrolled. This bulletin is intended to clearly present comprehensive product data and provide technical information that will help the end user with design applications. Cooper Bussmann reserves the right, without notice, to change design or construction of any products and to discontinue or limit distribution of any products. Cooper Bussmann also reserves the right to change or update, without notice, any technical information contained in this bulletin. Once a product has been selected, it should be tested by the user in all possible applications.

Life Support Policy: Cooper Bussmann does not authorize the use of any of its products for use in life support devices or systems without the express written approval of an officer of the Company. Life support systems are devices which support or sustain life, and whose failure to perform, when properly used in accordance with instructions for use provided in the labeling, can be reasonably expected to result in significant injury to the user.

© 2010 Cooper Bussmann
St. Louis, MO 63178
www.cooperbussmann.com

