

CAR&CART30/40 SERIES

Automotive Relay 30,40 Amp



File No.:E75887



FEATURES

- High contact rating 40A
- High temperature design
- 1 Form A and 1 Form C arrangements
- Quick connect and P.C.Board terminals
- Mounting Tab option

CONTACT RATINGS

Contact Arrangement	1A, 1C
Contact Resistance	50mΩ (1A 24VDC)
Contact Material	Silver Alloy
Contact Rating(Resistive)	NO:30/40A 14VDC NC:20/30A 14VDC
Max. Switching Voltage	75VDC
Max. Switching Current	40A
Max. Switching Power	560W
Mechanical Life	1×10 ⁶ operations
Electrical Life	1×10 ⁵ operations

ORDERING INFORMATION

CAR T 1C P 40 DC12-S-SH-680R-D-M-XXXX

Model

T:Mounting Tab

Nil:No Mounting Tab

1A=1 Form A

1C=1 Form C

P:PC Pin

Nil:Quick Connect

40:40A 30:30A

Coil Voltage

S:Sealed Type Nil:Dust Cover Type

E:Flux Free Type

SH:Shrouded cover W:Weatherproof cover

Resistor 680Ω 12V Coil & 2700Ω 24V Coil

D:Diode

M:Metal tab Nil:Plastic tab

Customer code

Note:

Shrouded and weather proof available only in metal tab.
Pc pins only available with or without plastic tabs.

For more details, please contact us directly.

CHARACTERISTICS

Insulation Resistance	100MΩ (at 500VDC)	
Dielectric Strength	Between coil & contacts	500VAC 1min
	Between open contacts	500VAC 1min
Operate time (at nomi. volt.)	≤10ms	
Release time (at nomi. volt.)	≤10ms	
Ambient temperature	-40°C ~ +85°C	
Shock Resistance	147m/s ²	
Vibration resistance	10Hz ~ 40Hz 1.27mm DA	
Unit weight	Approx. 30g	
Construction	Sealed Type, Dust Cover Type, Flux Free Type	

Notes:1) The data shown above are initial values.

2) Please find coil temperature curve in the characteristic curved below.

SAFETY APPROVAL RATINGS

UL&CUL	NO:40A/14VDC, 15A/24VDC NC:30A/14VDC, 15A/24VDC
--------	--

COIL DATA

at 20°C

Nominal Voltage VDC	Pick-up Voltage (Max.) VDC	Drop-out Voltage (Min.) VDC	Max. Allowable Voltage VDC	Coil Resistance Ω±10%
6	4.2	0.6	7.8	20
12	8.4	1.2	15.6	80
24	16.8	2.4	31.2	320
48	33.6	4.8	62.4	1280

COIL

Coil Power	1800mW
------------	--------

This datasheet is for customers' reference. All the specifications are subject to change without notice.



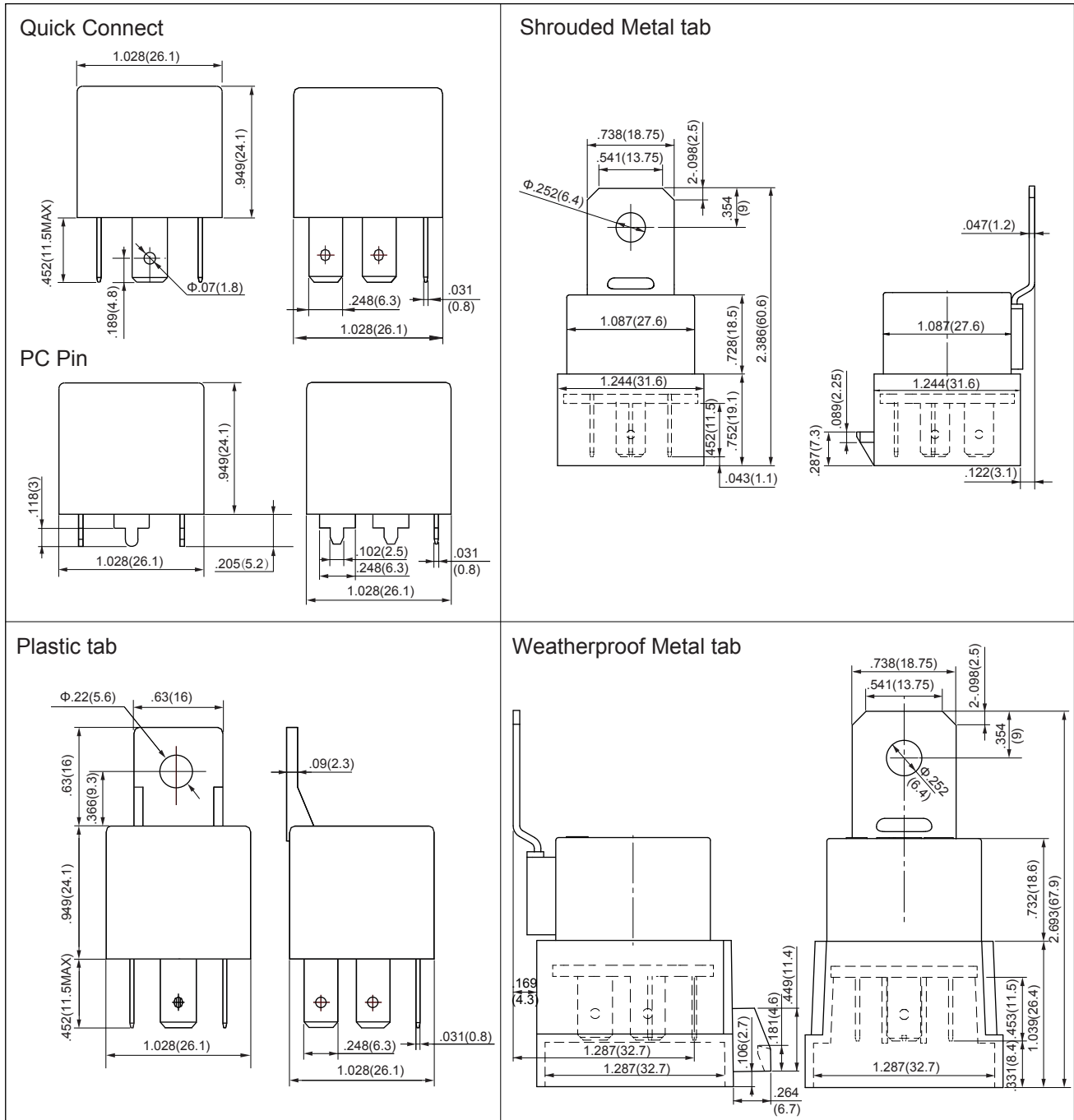
RELAYS

* SINCE 1976 *

TEL:(516) 328-9292 FAX:(516)326-9125 www.hascorelays.com email:info@hascorelays.com

OUTLINE DIMENSIONS

Unit: inch(mm)



Remark: 1) In case of no tolerance shown in outline dimension: outline dimension $\leq 1\text{mm}$, tolerance should be $\pm 0.2\text{mm}$; outline dimension $> 1\text{mm}$ and $\leq 5\text{mm}$, tolerance should be $\pm 0.3\text{mm}$; outline dimension $> 5\text{mm}$, tolerance should be $\pm 0.4\text{mm}$.

2) The tolerance without indicating for PCB layout is always $\pm 0.1\text{mm}$.

This datasheet is for customers' reference. All the specifications are subject to change without notice.



RELAYS

* SINCE 1976 *

TEL: (516) 328-9292 FAX: (516) 326-9125 www.hascorelays.com email: info@hascorelays.com

CAR&CART30/40 SERIES

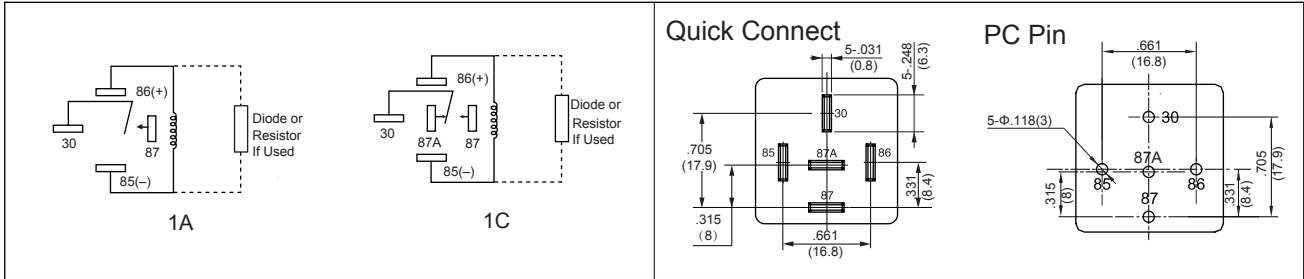
Automotive Relay 30,40 Amp

WIRING DIAGRAM AND PCB BOARD LAYOUT.

Unit: inch(mm)

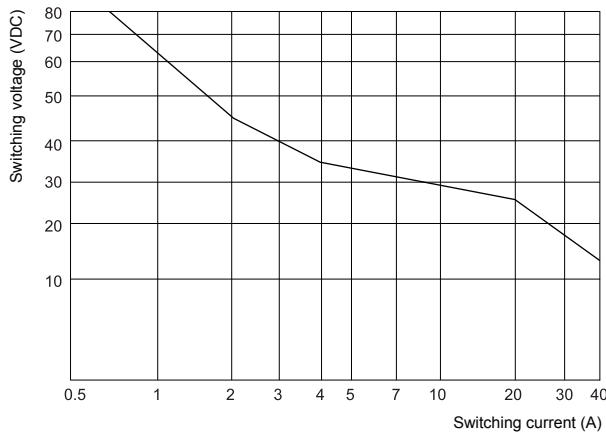
Wiring Diagram
(Bottom view)

PCB Layout
(Bottom view)



CHARACTERISTIC CURVES

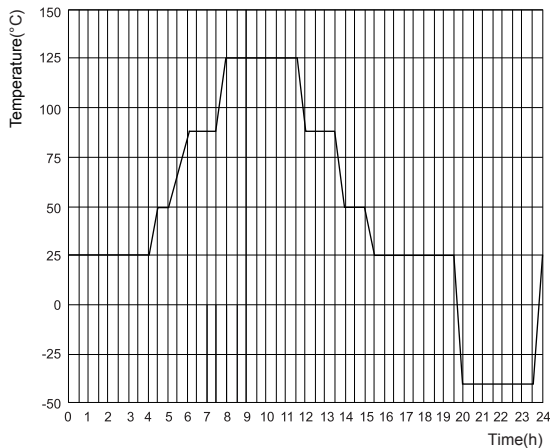
1. Load limit curve(at 23°C)



- (1) This chart takes NO contact, resistive load as example.
- (2) The load and electrical endurance tests are made according to "CONTACT DATA" parameters' table. If actual load voltage, current, or operate frequency is different from "CONTACT DATA" table, please arrange corresponding tests for confirmation.

2. Ambient temperature curve of the electrical endurance test

Ambient temp. curve (one cycle)



- (1) The minimum temperature is -40°C.
- (2) The maximum temperature is 125°C.

This datasheet is for customers' reference. All the specifications are subject to change without notice.



RELAYS

* SINCE 1976 *

TEL: (516) 328-9292 FAX: (516) 326-9125 www.hascorelays.com email: info@hascorelays.com