




Features

- High insulation resistance (more than 50,000MΩ at less than 0.33μF).
- Low dissipation factor (less than 0.001 at 1kHz).
- High surge withstand voltage and high current withstand capability.

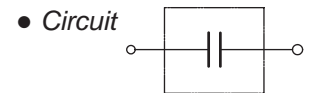
Applications

- High frequent circuit, Resonant circuit in high voltage, Snubber circuit, Protection of semiconductors, Ultra-high impedance circuit and Long time constant circuit.



type: a

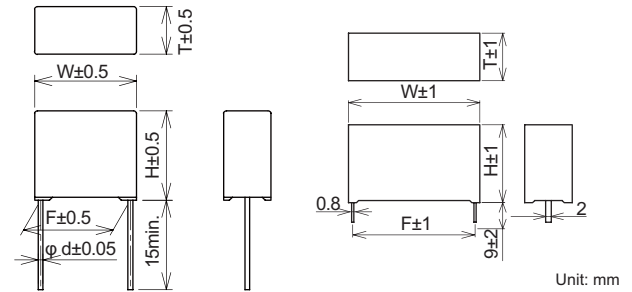
type: b



• Circuit

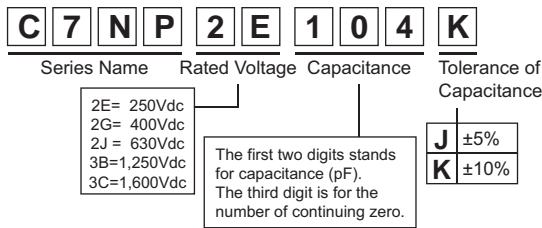
• **Dimensions**

type: b



Unit: mm

• **Model numbering system**



Electrical Specifications

Rated Voltage	Model Number	Capacitance μF	Dimensions (mm)						Dissipation factor	Test voltage	Insulation resistance
			W	H	T	F	φ d	Type			
2E (250Vdc)	C7NP2E104□	0.1	17.0	13.5	6.5	15.0	0.8	a	0.001max. (at 1kHz)	Rated Voltage x 1.75Vdc (2~5sec)	C≤0.33μF 50,000MΩmin. (at 20°C, 100Vdc) C>0.33μF 20,000Ω•Fmin. (at 20°C, 100Vdc)
	C7NP2E154□	0.15	17.0	13.5	6.5	15.0	0.8	a			
	C7NP2E224□	0.22	17.0	15.0	8.0	15.0	0.8	a			
	C7NP2E334□	0.33	25.0	16.0	6.5	22.5	0.8	a			
	C7NP2E474□	0.47	25.0	17.5	8.0	22.5	0.8	a			
	C7NP2E684□	0.68	25.0	19.5	10.0	22.5	0.8	a			
	C7NP2E105□	1.0	30.0	22.0	11.0	27.5	0.8	a			
	C7NP2E155□	1.5	30.0	24.5	13.5	27.5	0.8	a			
	C7NP2E225□	2.2	30.5	28.0	16.0	27.5	1.0	a			
	C7NP2E335□	3.3	41.0	28.0	15.5	37.5	1.0	a			
	C7NP2E475□	4.7	41.0	28.0	15.5	37.5	1.0	a			
	C7NP2E685□	6.8	41.0	32.5	17.5	37.5	1.0	a			
	C7NP2E106□	10	59.5	35.0	21.5	55.0	-	b			
	C7NP2E156□	15	59.5	43.5	30.5	55.0	-	b			
C7NP2E226□	22	59.5	43.5	30.5	55.0	-	b				
2G (400Vdc)	C7NP2G473□	0.047	17.0	13.5	6.5	15.0	0.8	a			
	C7NP2G683□	0.068	17.0	13.5	6.5	15.0	0.8	a			
	C7NP2G104□	0.1	17.0	15.0	8.0	15.0	0.8	a			
	C7NP2G154□	0.15	25.0	16.0	6.5	22.5	0.8	a			
	C7NP2G224□	0.22	25.0	17.5	8.0	22.5	0.8	a			
	C7NP2G334□	0.33	25.0	19.5	10.0	22.5	0.8	a			
	C7NP2G474□	0.47	30.0	22.0	11.0	27.5	0.8	a			
	C7NP2G684□	0.68	30.0	24.5	13.5	27.5	0.8	a			
	C7NP2G105□	1.0	30.0	24.5	13.5	27.5	0.8	a			
	C7NP2G155□	1.5	41.0	28.0	15.5	37.5	1.0	a			
	C7NP2G225□	2.2	41.0	28.0	17.5	37.5	1.0	a			
	C7NP2G335□	3.3	49.5	33.0	20.5	45.0	-	b			
	C7NP2G475□	4.7	59.5	35.5	21.5	55.0	-	b			
	C7NP2G685□	6.8	59.5	43.5	30.5	55.0	-	b			
C7NP2G106□	10	59.5	43.5	30.5	55.0	-	b				

□:J=Tolerance of Capacitance ±5%, K=Tolerance of Capacitance ±10%

Operating Temperature: -40~+85°C

Electrical Specifications

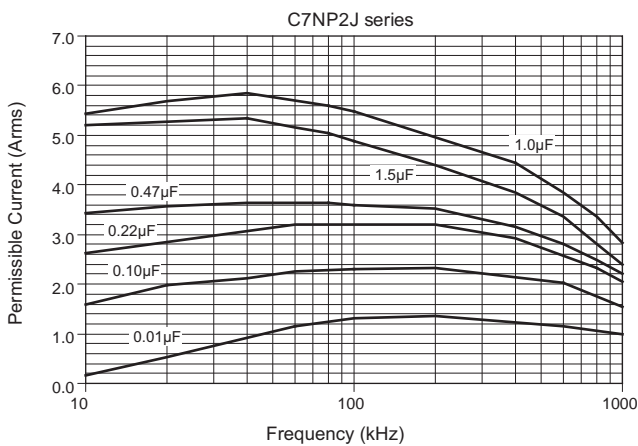
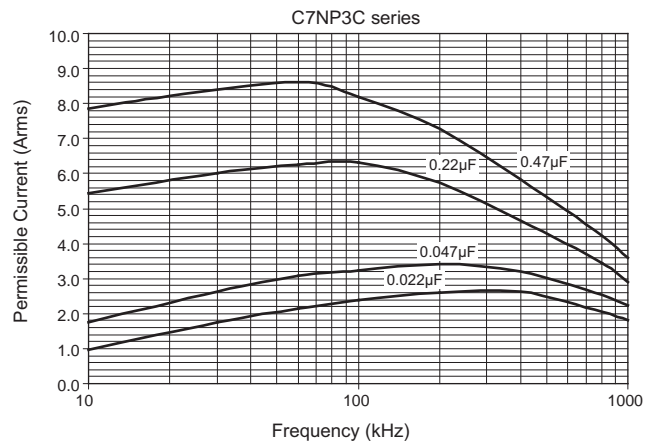
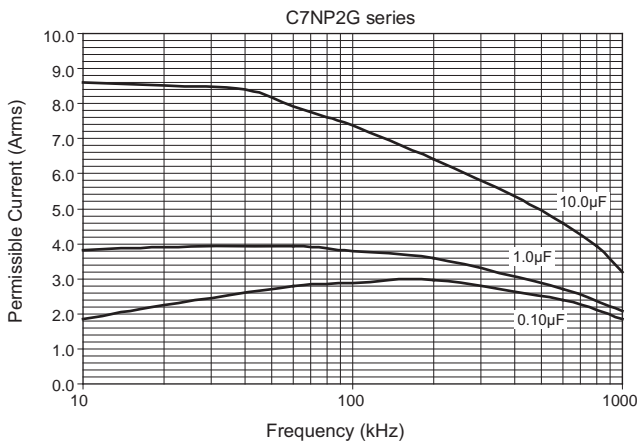
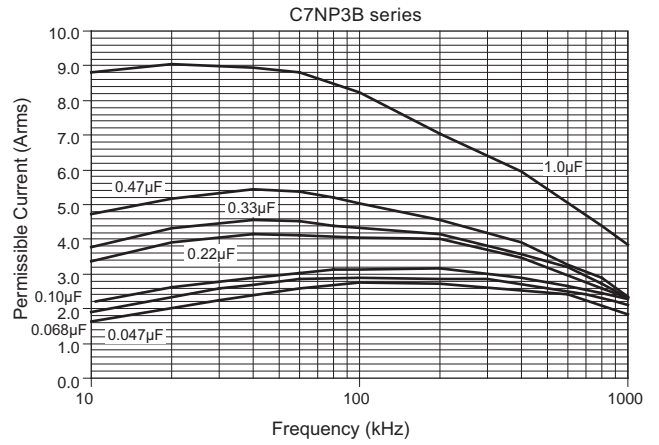
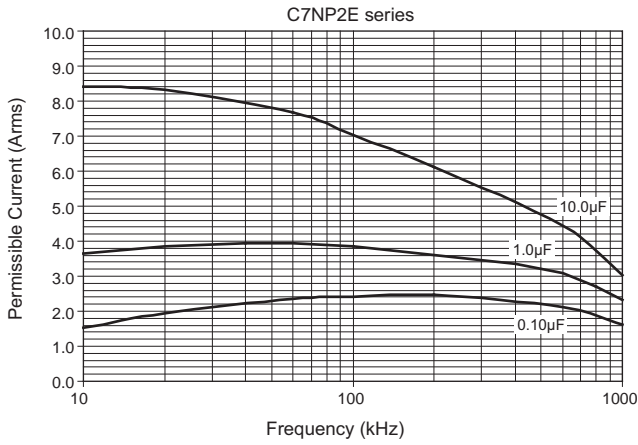
Rated Voltage	Model Number	Capacitance μF	Dimensions (mm)						Dissipation factor	Test voltage	Insulation resistance
			W	H	T	F	φ d	Type			
2J (630Vdc)	C7NP2J103□	0.01	17.0	13.5	6.5	15.0	0.8	a	0.001max. (at 1kHz)	Rated Voltage ×1.75Vdc (2~5sec)	C≤0.33μF 50,000MΩmin. (at 20°C, 100Vdc) C>0.33μF 20,000Ω•Fmin. (at 20°C, 100Vdc)
	C7NP2J153□	0.015	17.0	13.5	6.5	15.0	0.8	a			
	C7NP2J223□	0.022	17.0	13.5	6.5	15.0	0.8	a			
	C7NP2J333□	0.033	17.0	13.5	6.5	15.0	0.8	a			
	C7NP2J473□	0.047	17.0	13.5	6.5	15.0	0.8	a			
	C7NP2J683□	0.068	17.0	15.0	8.0	15.0	0.8	a			
	C7NP2J104□	0.1	25.0	16.0	6.5	22.5	0.8	a			
	C7NP2J154□	0.15	25.0	17.5	8.0	22.5	0.8	a			
	C7NP2J224□	0.22	25.0	19.5	10.0	22.5	0.8	a			
	C7NP2J334□	0.33	30.0	22.0	11.0	27.5	0.8	a			
	C7NP2J474□	0.47	30.0	22.0	11.0	27.5	0.8	a			
	C7NP2J684□	0.68	30.0	24.5	13.5	27.5	0.8	a			
	C7NP2J105□	1.0	30.5	28.0	16.0	27.5	1.0	a			
	C7NP2J155□	1.5	41.0	28.0	15.5	37.5	1.0	a			
	C7NP2J225□	2.2	49.5	33.0	20.5	45.0	-	b			
C7NP2J335□	3.3	59.5	35.5	21.5	55.0	-	b				
C7NP2J475□	4.7	59.5	43.5	30.5	55.0	-	b				
C7NP2J685□	6.8	59.5	43.5	30.5	55.0	-	b				
3B (1250Vdc)	C7NP3B472□	0.0047	17.0	13.5	6.5	15.0	0.8	a			
	C7NP3B682□	0.0068	17.0	15.0	8.0	15.0	0.8	a			
	C7NP3B103□	0.01	25.0	16.0	6.5	22.5	0.8	a			
	C7NP3B153□	0.015	25.0	16.0	6.5	22.5	0.8	a			
	C7NP3B223□	0.022	25.0	17.5	8.0	22.5	0.8	a			
	C7NP3B333□	0.033	25.0	19.5	10.0	22.5	0.8	a			
	C7NP3B473□	0.047	25.0	19.5	10.0	22.5	0.8	a			
	C7NP3B683□	0.068	30.0	22.0	11.0	27.5	0.8	a			
	C7NP3B104□	0.1	30.0	24.5	13.5	27.5	0.8	a			
	C7NP3B154□	0.15	30.5	28.0	16.0	27.5	1.0	a			
	C7NP3B224□	0.22	41.0	28.0	15.5	37.5	1.0	a			
	C7NP3B334□	0.33	41.0	28.0	15.5	37.5	1.0	a			
	C7NP3B474□	0.47	41.0	32.5	17.5	37.5	1.0	a			
C7NP3B684□	0.68	59.5	35.5	21.5	55.0	-	b				
C7NP3B105□	1.0	59.5	43.5	30.5	55.0	-	b				
3C (1600Vdc)	C7NP3C102□	0.001	17.0	13.5	6.5	15.0	0.8	a			
	C7NP3C152□	0.0015	17.0	13.5	6.5	15.0	0.8	a			
	C7NP3C222□	0.0022	17.0	15.0	8.0	15.0	0.8	a			
	C7NP3C332□	0.0033	25.0	16.0	6.5	22.5	0.8	a			
	C7NP3C472□	0.0047	25.0	16.0	6.5	22.5	0.8	a			
	C7NP3C682□	0.0068	25.0	17.5	8.0	22.5	0.8	a			
	C7NP3C103□	0.01	25.0	17.5	8.0	22.5	0.8	a			
	C7NP3C153□	0.015	25.0	19.5	10.0	22.5	0.8	a			
	C7NP3C223□	0.022	30.0	22.5	11.0	27.5	0.8	a			
	C7NP3C333□	0.033	30.0	24.5	13.5	27.5	0.8	a			
C7NP3C473□	0.047	30.0	24.5	13.5	27.5	0.8	a				

□:J=Tolerance of Capacitance ±5%, K=Tolerance of Capacitance ±10%

Operating Temperature: -40~+85°C

● *Permissible current data*

The representative capacity value's permissible current characteristics per rated voltage is shown below.
Please ask a sales representative for capacitance data not shown below.



HIGH PULSE CAPACITORS