

FM7™ Conduit Outlet Bodies, Covers and Gaskets

For use with Rigid Steel, Rigid Aluminum and IMC Conduit.

NEC/CEC — Suitable for use in the following
Hazardous Locations:
Class I, Division 2 per NEC 501.10(B)(4)

Applications

- Serve as pulling fittings.
- Make bends in conduit system.
- Provide openings for splicing.
- Connect and change direction of conduit runs.
- Allow connections for branch runs.
- Permit access to conductors for maintenance.

Features

- Smooth, rounded integral bushings in hubs protect conductor insulation.
- Accurately tapped, tapered threads for tight, rigid joints and excellent ground continuity.
- Wedge-Lok™ Form-IN-Place covers with integral gasket are approved for use in wet locations. Grayloy-iron bodies with cast covers and gasket are approved for use in wet locations.
- Unique Wedge-Lok™ clip cover design allows easy removal at any later time, without damaging the conduit body. The cover is secured with clips, not screws.
- Completely interchangeable with Crouse-Hinds™ Form 7™ bodies, gaskets and covers. Equivalent FM7™ and Form 7™ units have identical applications and installation dimensions.
- Flat back design provides greater cubic content for easier wire pulling, and more room for splicing. Fits flush and snug against flat surfaces for more stable installation.
- Smooth hub bushings and cover openings protect conductor insulation. Smooth hub openings allow easy conduit joining.
- Pan-head cover screws secure cover clips and provide superior screwdriver seating and torque. Cover screws and clips are captive to prevent loss.
- Hub size, body style, compliance data, maximum wire number/size and cubic capacity molded into body.

Standard Materials

- Body: Grayloy-iron or copperfree (4/10 of 1% max.) aluminum
- Covers: Grayloy-iron, copperfree (4/10 of 1% max.) aluminum or steel
- Cover screws: stainless steel

Standard Finishes

- Grayloy-iron bodies and covers: triplecoat — (1) zinc electroplate, (2) chromate, and (3) epoxy powder coat
- Cast aluminum bodies and covers: epoxy powder coat
- Steel covers: zinc electroplate
- Stamped aluminum covers: natural finish

Options

- PVC coating available on select bodies and covers. Add suffix **-PVC** to catalog number.

NEC/GEC Certifications and Compliances

- UL Standard: 514A , 514B
- UL Listed: E2527
- CSA Standard: C22.2 No. 18.3
- CSA Certified: 065183
- NEMA Standard: FB-1



Type LB

Illustrated Features



Conduit Body with Cast Aluminum Cover, 1" Type C shown



Grayloy™-Iron, 1" Type C shown with cut-away body and cover to illustrate Wedge-Lok™ Clip Cover detail

Illustrated views are cut away to demonstrate back configurations.



Appleton™ FM7™ (C57, 1-1/2")
28 Cubic Inches Capacity
Flat-Back Design



Crouse-Hinds Form 7™
(C57, 1-1/2")
26 Cubic Inches Capacity




† Crouse-Hinds and Form 7™ are registered trademarks of Cooper Crouse-Hinds.




FM7™ Conduit Outlet Bodies, Covers and Gaskets

For use with Rigid Steel, Rigid Aluminum and IMC Conduit.

NEC/CEC — Suitable for use in the following
Hazardous Locations:
Class I, Division 2 per NEC 501.10(B)(4)

Appleton™ FM7™ Conduit Bodies ①

Hub Size (Inches)	Max. Wire Fill	C		Max. Wire Fill	LB		Max. Wire Fill	LL	
		Grayloy-Iron	Aluminum ④		Grayloy-Iron	Aluminum ④		Grayloy-Iron	Aluminum ④
									
1/2	③	C17	C-17SA	③	LB17	LB-17SA	③	LL17	LL-17SA
3/4	(3) # 6	C27	C-27SA	(3) # 6	LB27	LB-27SA	(3) # 6	LL27	LL-27SA
1	(3) # 4	C37	C-37SA	(3) # 4	LB37	LB-37SA	(3) # 4	LL37	LL-37SA
1-1/4	(3) # 3	C47	C-47SA	(3) # 3	LB47	LB-47SA	(3) # 2	LL47	LL-47SA
1-1/2	(3) # 3	C57	C-57SA	(3) # 3	LB57	LB-57SA	(3) # 2	LL57	LL-57SA
2	(3) # 1/0	C67	C-67SA	(3) # 1/0	LB67	LB-67SA	(3) # 3/0	LL67	LL-67SA
2-1/2	(3) 2/0	C77	C-77SA	(3) 3/0	LB77	LB-77SA	(3) 250	LL77	LL-77SA
3	(3) 2/0	C87	C-87SA	(3) 2/0	LB87	LB-87SA	(3) 250	LL87	LL-87SA
3-1/2	—	—	—	(3) 300	LB97	LB-97SA	(3) 350	LL97	LL-97SA
4	—	—	—	(3) 350	LB107	LB-107SA	(3) 350	LL107	LL-107SA

Hub Size (Inches)	Max. Wire Fill	E		Max. Wire Fill	L ②		Max. Wire Fill	TA	
		Grayloy-Iron	Aluminum		Grayloy-Iron	Aluminum ④		Grayloy-Iron	Aluminum
									
1/2	③	E17	E-17SA	③	L17	—	③	TA17	—
3/4	(3) # 6	E27	E-27SA	(3) # 6	L27	—	(3) # 6	TA27	—
1	(3) # 4	E37	E-37SA	(3) # 4	L37	—	(3) # 4	TA37	—
1-1/4	—	—	—	(3) # 2	L47	—	(3) # 3	TA47	—
1-1/2	—	—	—	(3) # 2	L57	—	(3) # 2	TA57	—
2	—	—	—	(3) # 2	L67	—	(3) # 2	TA67	—

① Refer to following pages for Wiring Capacity Table.
② L Unilets have double opening and are furnished with one steel cover, assembled.
③ All 1/2" Max Wire Fill Calculations per the NEC - Annex C - Table C8.
④ PVC coating available on select aluminum bodies. Add suffix **-PVC** to catalog number.