

8800 Thinline Rocker Switches 10A 250Vac



- ▶ Ultra thin rocker switch
- ▶ Ratings up to 15A, 250Vac
- ▶ Single and twin gang
- ▶ Bezel sizes:
Single 21 x 9.5
Twin 21 x 15.5



10(6)A 250Vac T100
6(2)A 250Vac T100 5E4 (50,000 Operations)
Inrush 50A to EN60065:1998



UL CSA 15A 250Vac (Twin unit is 10A 250Vac)
UL CSA 125Vac 1/2hp
UL 100°C, file E45221, CSA file LR10990

In house test

10A 28Vdc



RoHS compliant

3mm contact gap.
 Technical data on pages 4 & 5.

H 8800 V A - - -

TERMINAL FUNCTION ROCKER BODY PRINT, COLOUR, ETC

▶ TERMINAL	▶ FUNCTION		▶ ROCKER
H 4.8 x 0.8		 Switches are ON when pressed over terminal 1	V Curved
	8800	 ON - OFF Single pole	
T 3.5 x 0.8 Solder		 Switches are ON when pressed over terminals 1 or 3	
	8800/8800	 ON - OFF Twin (Single pole)	



H8800VA ---
T8800VA ---



H8800VA ---
T8800VA ---

Actual Size



H8800V/H8800VA
T8800V/T8800VA

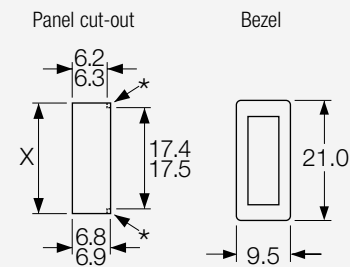


H8800V/H8800VA
T8800V/T8800VA

BODY

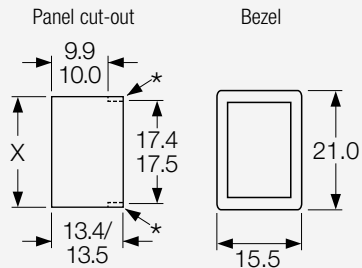
OPTIONS

A Single pole



*Optional profile for orientation

A Single pole - Twin



*Optional profile for orientation

Panel thickness	Dim X
0.75-1.24	19.1/19.2
1.25-1.99	19.3/19.4
2.00-3.00	19.7/19.8

Cut-outs must be punched in the direction of insertion

Finish

Matt finish only.

Colour

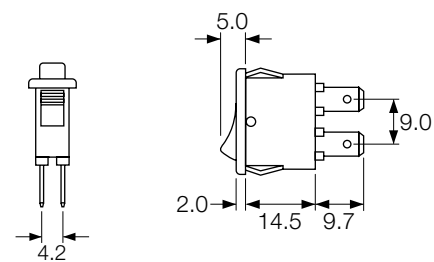
Call factory for custom colours.
A full range is available for large orders.

Legend printing

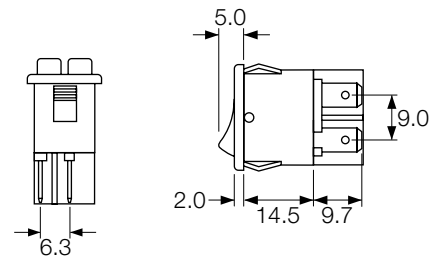
Select from the examples or call the factory
for custom legends.

Dimensions (mm)

8800VA (H terminals shown)



8800V/8800VA (H terminals shown)



Examples of printing



CL132



CL133

8500 Rocker Switches - Miniature

10A 250Vac Single & Double Pole



- ▶ Miniature rocker switch
- ▶ Ratings up to 15A, 250Vac
- ▶ High in-rush tolerance
- ▶ Single & double pole in same body size
- ▶ Illuminated & non-illuminated
- ▶ Matching indicators
- ▶ Industry standard panel cut-out
- ▶ Rotary and push button accessories



10(6)A 250Vac T125 (non lit types)
6(4)A 250Vac T125 5E4 (50,000 Operations) (non lit types)
10(6)A 250Vac T100 (lit types)



UL CSA 15A Non Ind 250Vac, 14A Ind 250Vac, 10A 277Vac
UL CSA 250Vac 1/2hp, 125Vac 1/4hp
UL 105°C, file E45221, CSA file LR10990

In house test

Inrush 85A to EN61058-1 & 10A 28Vdc



RoHS compliant

3mm contact gap.
 Technical data on pages 4 & 5 (switches), 66 (indicators).

H 8550 V B ---

TERMINAL FUNCTION ROCKER BODY PRINT, COLOUR, VOLTAGE ETC

TERMINAL	FUNCTION	ROCKER
<p>H</p> <p>4.8 x 0.8</p>	<p>Approvals & ratings vary with function</p> <p>ON OFF Switches are ON when pressed over terminal 1</p>	<p>H Slotted for custom adaptors</p> <p>Slots for snap-in buttons</p>
<p>K</p> <p>2.8 x 0.8</p>	<p>8500</p> <p>ON - OFF Single pole (Uses terminals 1a & 2a)</p>	<p>R Semi-rotary (not lit)</p>
<p>L</p> <p>2.8 x 0.8</p> <p>Right angle version of K terminal available on 8500 only</p>	<p>8503</p> <p>ON (lit) - OFF Single pole</p>	<p>D Paddle lever (not lit)</p>
<p>R</p> <p>4.8 x 0.8</p>	<p>8550</p> <p>ON - OFF Double pole</p>	<p>V Curved (not lit)</p>
<p>T</p> <p>4.8 x 0.8</p> <p>Solder</p>	<p>8553</p> <p>ON (lit) - OFF Double pole</p>	<p>V Curved (lit)</p>
<p>T</p> <p>4.8 x 0.8</p> <p>Solder</p>	<p>8580</p> <p>Available with H terminals only</p> <p>Indicator</p>	<p>X Two colour (not lit)</p>
		<p>A Softline lens</p>
		<p>P Push button operation (8500 only) See drawing opposite</p>



H8500VB ---
T8500VB ---



H8550VB ---
T8550VB ---



H8550HB ---
T8550HB ---



H8550XB ---
T8550XB ---



H8550RB Semi-rotary
A splash proofing option



H8500PO ---



H8553VB ---
T8553VB ---



H8580AB ---

BODY

B
Standard body with terminal barrier

Panel cut-out Bezel

BC
Body without terminal barrier

Panel cut-out Bezel

Dimensions for snap-in fixing

Panel thickness	Dim X
0.75-1.25	19.1/19.2
1.25-2.00	19.3/19.4
2.00-3.00	19.7/19.8

Cut-outs must be punched in the direction of insertion

OPTIONS

Finish
Matt finish only.

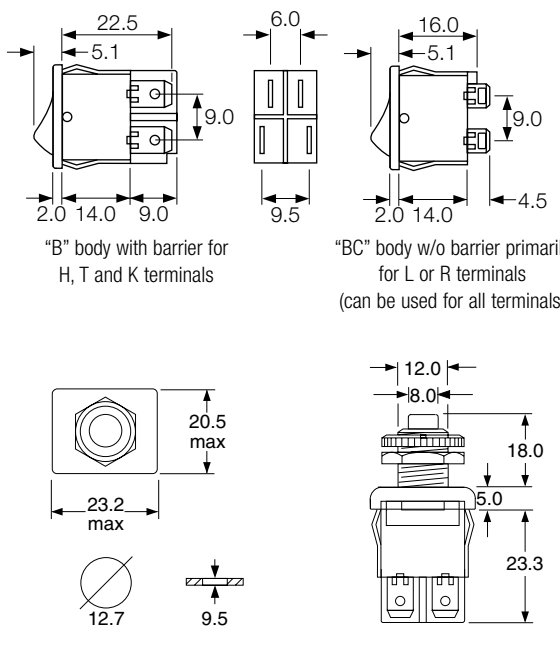
Colour
Call factory for custom colours.
A full range is available for large orders.

Legend printing
Select from the examples or call the factory for custom legends.

Lamp voltage
Call factory for details of available voltages.

Protective cover L167
(designed to IP65)
Snaps on to bodies with V or X style rockers and A style lens, this reduces maximum acceptable panel thickness to 2.2mm.

DIMENSIONS (mm)



'PO' Actuator and body - push button function (8500 only)

Examples of printing



CL076 CL080

8600 Rocker Switches - Miniature

10A 250Vac Single & Double Pole



- ▶ Miniature rocker switch
- ▶ Ratings up to 16A, 250Vac
- ▶ Single & double pole
- ▶ ON/OFF, C/O, biased and centre off switching
- ▶ Push on, solder and PCB terminals
- ▶ Illuminated and non-illuminated
- ▶ Matching indicators
- ▶ Bezel size
single: 21 x 15
double: 21 x 24



10(4)A 250Vac T90 (unless noted below)



UL CSA See ratings below
UL 65°C, file E45221, CSA file LR10990

In house test

Inrush 25A to EN61058-1 & 10A 28Vdc



RoHS compliant

3mm contact gap except where marked μ .
Technical data on pages 4 & 5 (switches), 66 (indicators).

H 8653 V B ---

TERMINAL FUNCTION ROCKER BODY PRINT, COLOUR, VOLTAGE ETC

TERMINAL	FUNCTION	ROCKER
<p>H</p> <p>4.8 x 0.8 7.4</p>	<p>Approvals & ratings vary with function</p> <p>ON OFF Switches are ON when pressed over terminal 3</p>	<p>V Curved</p>
<p>T</p> <p>3.5 x 0.8 6.4 Solder</p>	<p>8600 10(4)A 16A 250V, 10A 277V 1/4HP 277V, 1/4HP 125V</p> <p>8650 10(4)A 10A 277V 1/4HP 277V, 1/4HP 125V</p>	<p>V Curved (lit)</p>
<p>X</p> <p>PCB 0.8 Sq 3.7 5.3</p>	<p>8601 6(1)A 16A 250V, 6A 277V</p> <p>8651 6(1)A 6A 277V</p>	<p>D Paddle lever (Single pole non-lit only)</p>
<p>Y</p> <p>Right angle PCB 1.3 x 0.8 6.0</p> <p>Contact the factory for details</p> <p>Double Pole switches with "X" terminals are supplied without terminal barriers</p>	<p>8602 10A 16A 250V, 10A 277V</p> <p>8652 10(4)A 6A 277V</p> <p>N/A</p> <p>8653 10(4)A 6A 277V</p> <p>8610 6(1)A 10A 277V 1/4HP 277V, 1/4HP 125V</p> <p>8660 6(1)A 10A 277V, 1/2HP 277V 1/4HP 277V, 1/4HP 125V</p> <p>8611 6A 277V</p> <p>8661 6A 277V</p> <p>8620 μ See page 14</p> <p>8670 μ See page 14</p> <p>8630</p>	<p>F Flat Indicator only (Single pole)</p>



H8600VB ---
T8600VB ---



H8600VB ---
T8600VB ---



H8630FB ---
T8630FB ---



H8650VB ---
T8650VB ---



H8660VB ---
T8660VB ---

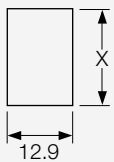


H8653VB ---
T8653VB ---

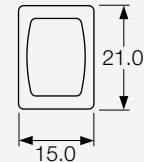
BODY

B Single pole

Panel cut-out



Bezel

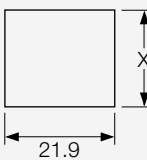


Single Pole dimensions for snap-in fixing

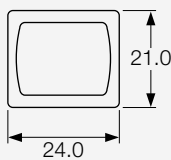
Panel thickness	Dimension X
0.75-1.24	19.1/19.2
1.25-1.99	19.3/19.4
2.00-3.00	19.7/19.8

B (Double Pole) with terminal barrier BC (Double Pole) w/o terminal barrier

Panel cut-out



Bezel



Double Pole dimensions for snap-in fixing

Panel thickness	Dimension X
0.75-1.24	19.1/19.2
1.25-1.99	19.3/19.4
2.00-3.00	19.7/19.8

Cut-outs must be punched in the direction of insertion

OPTIONS

Finish

Matt finish only.

Colour

Call factory for custom colours.
A full range is available for large orders.

Legend printing

Select from the examples or call the factory for custom legend.

Lamp voltage

Call factory for details of available voltages.

Blanking plate A8634FB

Dummy unit to fill unused panel holes.
Single pole size only.

Protective covers

L167 for SP

L180 for DP

(designed to IP65)

Snap on to bodies with V rocker or F lens, this reduces maximum acceptable panel thickness to 2.2mm.

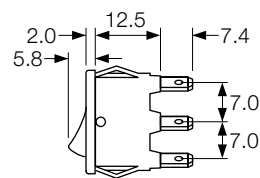


Single Pole options

Most switches shown can have single pole switching in double pole bodies.

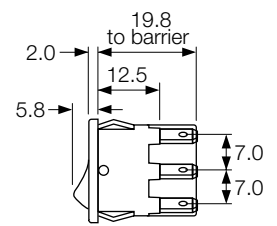
DIMENSIONS (mm)

Single pole



Terminals shown are "H" 4.8 push on type

Double pole




Terminal spacing 10.2 between pole centres

For 8620 and 8670 dimensions see page 14

Examples of printing



CL076



CL080



CL141



CL142




CL059



CL058

8620 & 8670 Rocker Switches - 3 Positions 10A 250Vac



- ▶ 3 position miniature rocker switch
- ▶ Ratings up to 15A, 250Vac
- ▶ Single & double pole
- ▶ Centre off switching
- ▶ Push on, solder and PCB terminals
- ▶ Matching indicators
- ▶ Bezel size
single: 21 x 15
double: 21 x 24

H8620VB --- H8670VB ---
 T8620VB --- T8670VB ---



10(4)A 250Vac T90



- UL CSA 15A 277Vac (Single pole)
- UL CSA 250Vac 1/2hp (Single pole)
- UL CSA 125Vac 1/4hp (Single pole)
- UL CSA 10A 277Vac (Double pole)
- UL CSA 125/250Vac 1/2hp (Double pole)
- UL CSA 277Vac 1/2hp (Single & Double pole)
- UL 90°C, file E45221, CSA file LR10990

In house test

10A 28Vdc



RoHS compliant

μ contact gap.
Technical data on pages 4 & 5.

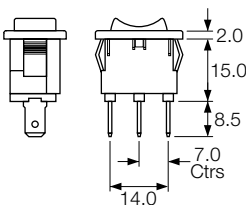
H 8620 V B ---

TERMINAL FUNCTION ROCKER BODY PRINT, COLOUR, ETC

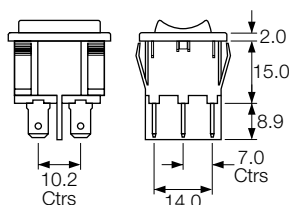
▶ TERMINAL	▶ FUNCTION	▶ ROCKER	▶ BODY	▶ OPTIONS
<p>H</p> <p>4.8 x 0.8 8.5</p>	<p>8620</p> <p>ON - OFF - ON Single pole</p>	<p>V Curved</p>	<p>B Single pole</p> <p>12.9 Panel thickness 0.75-1.24 1.25-1.99 2.00-3.00</p> <p>15.0 Dim X 19.1/19.2 19.3/19.4 19.7/19.8</p>	<p>Finish Matt finish only.</p> <p>Colour Call factory for custom colours. A full range is available for large orders.</p> <p>Legend printing Select from the examples or call factory for custom legends.</p> <p>Protective covers IP65 L167 for SP L180 for DP (designed to IP65) Snaps on to body, this reduces maximum acceptable panel thickness to 2.2mm.</p>
<p>T</p> <p>Ø2.15 6.4 Solder</p>	<p>8670</p> <p>ON - OFF - ON Double pole</p>		<p>B Double pole</p> <p>21.9 Panel thickness 0.75-1.24 1.25-1.99 2.00-3.00</p> <p>24.0 Dim X 19.1/19.2 19.3/19.4 19.7/19.8</p>	
<p>X</p> <p>4.0 8.0 PCB 0.8sq</p> <p>Double pole switches with X terminals are supplied without terminal barriers</p>			<p>Cut-outs must be punched in the direction of insertion</p>	

Dimensions (mm)

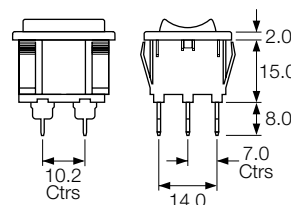
8620VB (H terminals shown)



8670VB (H terminals shown)



8670VB (X terminals shown)



Examples of printing



CL141



CL142

1250 Rocker Switches 10A 250Vac



10(6)A 250Vac T100
6A 400Vac T100
1A 30Vdc



UL CSA 10A 250Vac
UL CSA 16A 250Vac Resistive
UL CSA 125Vac 1/2hp
UL CSA 1A 30Vdc
UL 100°C, file E45221, CSA file LR10990

In house test

Inrush 75A to EN61058-1 & 10A 28Vdc



RoHS compliant

3mm contact gap
Technical data on pages 4 & 5

- ▶ Standard rocker switch
- ▶ Double pole in single pole body
- ▶ Snap in or sub panel mount
- ▶ Integral terminal barrier
- ▶ Push on or PCB terminals
- ▶ High inrush tolerance
- ▶ Bezel size:
29.5 x 15mm (snap in)
23.5 x 13mm (sub panel mount)



C1250AP - - -



C1250AN - - -

C 1250 A P - - -

TERMINAL FUNCTION ROCKER BODY PRINT, COLOUR, ETC

▶ TERMINAL	▶ FUNCTION	▶ ROCKER	▶ BODY	▶ OPTIONS
<p>C</p> <p>6.3 x 0.8</p>	<p>On when pressed over terminal 1</p> <p>1250</p> <p>ON - OFF Double pole</p> <p>Poles are 9.0mm between centres.</p>	<p>A Curved</p> <p>Shown in N body</p>	<p>N</p> <p>Panel cut-out Bezel</p> <p>Sub-panel Facia</p> <p>Panel thickness Dim X</p> <p>0.75-1.24 26.1/26.2</p> <p>1.25-1.99 26.3/26.4</p> <p>2.00-3.00 26.7/26.8</p>	<p>Finish Matt finish only.</p> <p>Colour Call factory for custom colours. A full range is available for large orders.</p> <p>Legend printing Select from the examples or call factory for custom legends.</p>
<p>X</p> <p>PCB 0.8sq (N body only)</p>	<p>On when pressed over terminal 1</p> <p>1250SP</p> <p>ON - OFF Single pole</p>	<p>P</p> <p>Shown in P body</p>	<p>P</p> <p>Panel cut-out Bezel</p> <p>Panel thickness</p> <p>0.75-3.00</p>	

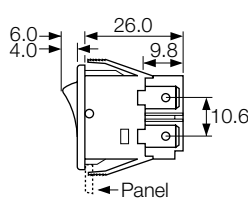
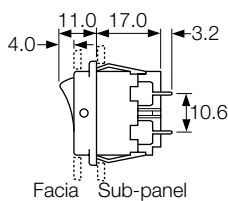
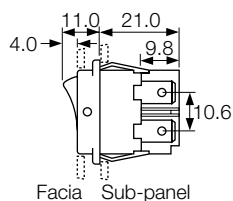
Cut-outs must be punched in the direction of insertion

Dimensions (mm)

1250AN (C terminals shown)

1250AN (X terminals shown)

1250AP (C terminals shown)



Examples of printing



CL085



CL086

6000 SP Splashproof Rocker Switches 16A 250Vac



- ▶ Single pole
- ▶ Ratings up to 20A, 277Vac
- ▶ High in-rush (ON-OFF types)
- ▶ Positive switch action
- ▶ Distinctive styling
- ▶ Illuminated & non-illuminated
- ▶ Matching indicator
- ▶ Bezel size: 31.5 x 14mm



In house test



European 16(4)A 250Vac T125, 10A 400Vac T125
 UL CSA 20A 277Vac, 250Vac 11/2hp, 125Vac 1hp
 UL 100°C, file E45221, CSA file LR10990

Inrush 150A* to EN61058-1 (ON - OFF only)
 20A 28Vdc

* applies to non-momentary types

RoHS compliant

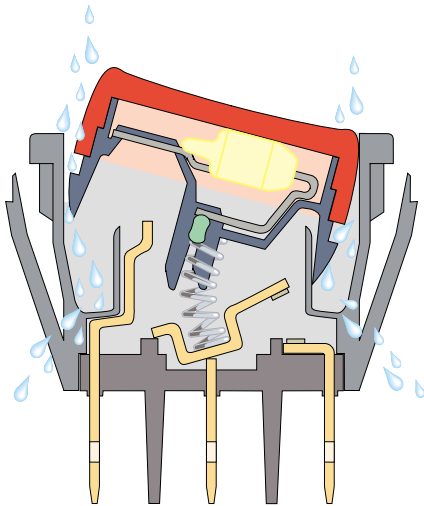
3mm contact gap with Positive Break switching.
 Call factory for IP details.
 Technical data on pages 4 & 5 (switches), 66 (indicators).

C 6003 A L ---

TERMINAL FUNCTION ROCKER BODY PRINT, COLOUR, VOLTAGE ETC

▶ TERMINAL	▶ FUNCTION		▶ ROCKER	
C 6.3 x 0.8 9.7	Approvals & ratings vary with function ON OFF Switches - ON when pressed over terminal 3		A Softline Matt A Softline Matt Lit	
	6000	ON - OFF 		P Lit window Matt
	6001	ON - OFF (momentary ON) 		
H 4.8 x 0.8 9.7	6002	ON - OFF (momentary OFF) 	A Lens Matt (6030 indicator only) 	
	6003	ON - OFF Lit 		
	6008	ON - OFF Lit (Unswitched neutral) 		
	6009	ON - OFF (momentary ON) Lit (Unswitched neutral) 		
S Screw & Clamp N/A for assemblies with 3 terminals 9.7	6010	ON - ON 		
	6011	ON - ON (momentary 1 side) 		
	6030	Indicator 		
For twin switches and double pole circuits see pages 18 & 19				

For IP65 see "options" below



Integral Splashproofing

Current carrying parts are protected from moisture. Droplets which may enter the switch are channelled out through ports in the switch body.



C6000AL ---



C6000AL ---



C6010AL ---



C6003AL ---

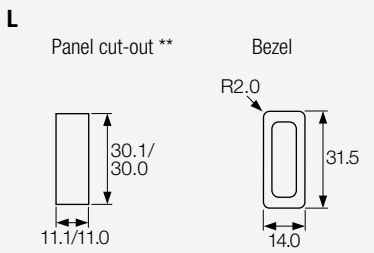


C6003PL ---



C6030AL ---

BODY

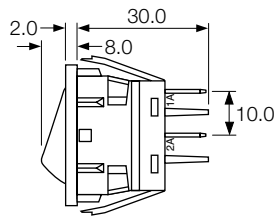


Cut-outs must be punched in the direction of insertion

OPTIONS

- Finish** Matt is standard.
 - Colour** Call factory for custom colours. A full range is available for large orders.
 - Legend printing** Select from the examples or call factory for custom legends.
 - Lamp voltage** Call factory for details.
 - Protective cover** (designed to IP65)
A snap on cover is available (add G after body code), this reduces maximum acceptable panel thickness to 2mm.
- 
- Panel sealing washer W46 is available, this reduces maximum acceptable panel thickness to 1.2mm. Covers are not suitable for momentary types.
- For all options call the factory.

DIMENSIONS (mm)



Panel thickness

L 0.75 to 2.5mm

** For cut-out details on momentary switches call the factory

Examples of printing



EN1224



EN1223

6050 DP Splashproof Switches - & Twins # 16A 250Vac



- ▶ Water thru design
- ▶ Ratings up to 20A, 277V ac
- ▶ High in-rush (ON-OFF types)
- ▶ Positive switch action
- ▶ Distinctive styling
- ▶ Illuminated & non-illuminated
- ▶ Double pole
- ▶ Bezel size: 31.5 x 25mm



European 16(4)A 250Vac T125, 10A 400Vac T125

UL CSA 20A 277Vac, 250Vac 1 1/2hp, 125Vac 1hp
UL 100°C, file E45221, CSA file LR10990

In house test

Inrush 150A* to EN61058-1
8(8)A 250Vac T125 5E4 on 6050 only
20A 28Vdc

* applies to non-momentary types




RoHS compliant

3mm contact gap with Positive Break switching.
Call factory for IP details on Twin units.
Technical data on pages 4 & 5 (switches), 66 (indicators).
Patent app.

C 6053 A L ---

 TERMINAL FUNCTION ROCKER BODY PRINT, COLOUR, VOLTAGE ETC

TERMINAL	FUNCTION	ROCKER	
C 6.3 x 0.8 9.7	Approvals & ratings vary with function ON OFF Switches - ON when pressed over terminals 3 & 6 	A Softline Matt 	
H 4.8 x 0.8 9.7	6050 ON - OFF	A Softline Matt A Softline Matt Lit	
	6051 ON - OFF (momentary ON)		6060 ON - ON
	6052 ON - OFF (momentary OFF)		6061 ON - ON (momentary 1 side)
	6053 ON - OFF Lit		6062 2 Circuit ON - ON <small>In house tests only</small>
	6054 ON - OFF (momentary ON) Lit		6066 ON - ON (Single pole) (isolated light)
	6055 ON - OFF (Single pole) (momentary ON) Lit		6067 ON - ON Lit
	6056 ON - OFF (Single pole) Isolated light		6068 ON - ON 1pole ON - OFF Lit 1pole
	6057 ON - OFF Isolated light		6090 ON - OFF 1pole ON - OFF Lit 1pole
	6058 ON - OFF (Single pole) Lit		6091 ON - OFF (momentary ON) Lit
	6059 ON - OFF (Single pole) (momentary ON) Isolated light		6092 ON - OFF 1 pole ON - ON 1 pole Lit
Screw & Clamp N/A for assemblies with 3 terminals in either pole	Circuits are Double Pole unless described otherwise	P Lit Window Matt Lit Window	



Splashproof to IP44

Current carrying parts are protected from moisture. Droplets which may enter the switch are channelled out through ports in the switch body

For IP65 see options below



C6050AL ---



C6053AL ---



C6053PL ---



C6000A/C6000AL



C6003P/C6003PL

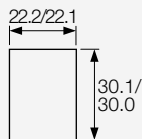


C6003P/C6030AL

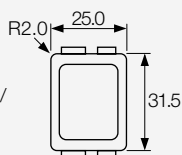
BODY

L Double pole

Panel cut-out *

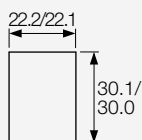


Bezel

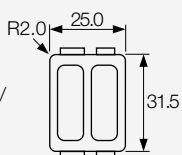


L Twin units
Contact factory for information on splashproofing and IP ratings

Panel cut-out *



Bezel



Cut-outs must be punched in the direction of insertion

OPTIONS

Finish Matt is standard.

Colour Call factory for custom colours. A full range is available for large orders.

Legend printing Select from the examples or call factory for custom legends.

Lamp voltage Call factory for details.

Protective cover (designed to IP65 #)

The 6050 series is a water thru design. For a higher level of sealing, a snap on cover is available (add G after body code). This reduces maximum acceptable panel thickness to 2mm.



Panel sealing washer W42 is available, this reduces maximum acceptable panel thickness to 1.2mm. Covers are not suitable for momentary types.

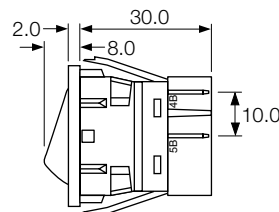
IP Ratings Call the factory for details.

Terminal Link P1067 connects the poles of a double pole switch or twin unit.

Mounting orientation may affect IP rating.

For all options call the factory.

DIMENSIONS (mm)



Terminal spacing - Poles 10.5 between centres

Panel thickness

L 0.75 to 3.0mm

* For cut-out details on momentary switches call the factory

Examples of printing



EN1196



EN1197

1500 Standard & 1300 High Inrush Switches 150A to EN61058-1 and 16A 250Vac



- ▶ Standard rocker switch
- ▶ Non-illuminated
- ▶ 1300 high in-rush current
- ▶ Choice of switching circuits including 3 position
- ▶ Choice of bezel styles
- ▶ Choice of panel cut outs
- ▶ Matching indicator
- ▶ Single pole
- ▶ Splashproof option
- ▶ Bezel size 'A' style 30.2 x 14.0



In house test



In house test



1500 Series 16(4)A 250Vac T125

UL CSA 16A Non Ind 250Vac, (2 posn) 250Vac 1hp, 125Vac 1/2hp, (3 posn) 250Vac 1/2hp, 125Vac 1/4hp
 UL 10A 14Vdc 'T' (1500 and 1510 only)
 UL 85°C, file E45221, CSA file LR10990

20A 28Vdc

1300 series 16(6)A 250Vac T125 5E4 (50,000 Ops.) Ⓢ150A Inrush to EN61058-1

UL CSA 20A 250Vac 1hp, 125Vac 1/2hp
 UL 85°C, file E45221, CSA file LR10990

20A 28Vdc

RoHS compliant

3mm contact gap except if marked μ.

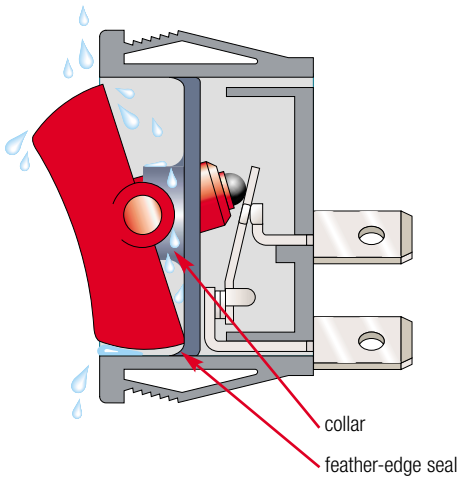
Technical data on pages 4 & 5 (switches), 66 (indicators).

C 1300 A L ---

TERMINAL FUNCTION ROCKER BODY PRINT, COLOUR, VOLTAGE ETC

TERMINAL	FUNCTION	ROCKER
<p>C</p> <p>6.3 x 0.8</p>	<p>Approvals & ratings vary with function ON OFF Switches - ON when pressed over terminal 1</p>	<p>A Softline Matt</p>
<p>H</p> <p>4.8 x 0.8*</p>	<p>Standard 1500</p> <p>High Inrush 1300 Approvals apply to C & T terminals only</p> <p>ON - OFF</p>	<p>B Splashproof (with Arcshield) Matt</p>
<p>K</p> <p>2.8 x 0.8*</p>	<p>1501 HP rating N/A</p> <p>ON - OFF (momentary ON)</p>	<p>H Slotted (for custom Adaptors) not momentary</p>
<p>T</p> <p>Ø2.1 Solder</p>	<p>1502 HP rating N/A</p> <p>ON - OFF (momentary OFF)</p>	<p>V Curved Matt or gloss</p>
<p>U</p> <p>Ø2.1 Right angle "T" solder terminal</p>	<p>1510 μ HP rating N/A</p> <p>ON - ON</p>	<p>W Splashproof (with Arcshield) Matt</p>
<p>X</p> <p>4.0 PCB 0.8Sq* *N/A for 1300 series</p>	<p>1511 μ HP rating N/A</p> <p>ON - ON (momentary 1 side)</p>	<p>X Two colour Matt ON - OFF only (not momentary)</p>
	<p>1520 μ 125V & 250V 1/2 HP H terminal rated T100 only</p> <p>ON - OFF - ON</p>	<p>F Flat lens Gloss (0430 only)</p>
	<p>1521 μ HP rating N/A H terminal rated T100 only</p> <p>ON - OFF - ON (momentary 1 side)</p>	<p>A Softline lens Matt (0430 only) as F but with raised profile</p>
	<p>1522 μ HP rating N/A H terminal rated T100 only</p> <p>ON - OFF - ON (momentary 2 sides)</p>	
	<p>0430 X terminal N/A</p> <p>Indicator Technical data on page 66</p>	

Enhanced Splashproofing



1500 W and B splashproof options

Feather edge seals and a close fitting collar protect current carrying parts from moisture.

B option has Hytrel collar/seals for enhanced protection.



C1500AR ---
T1500AR ---



C1500AL ---
T1500AL ---



C1500XL ---
T1500XL ---



C1510AL ---
T1510AL ---



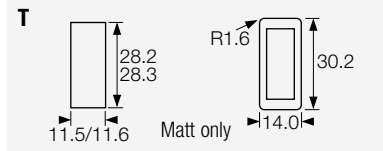
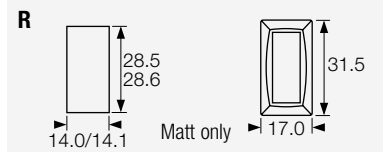
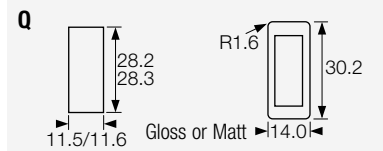
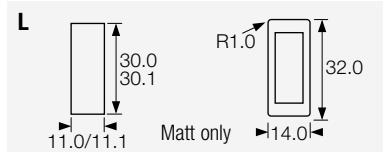
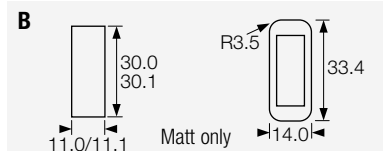
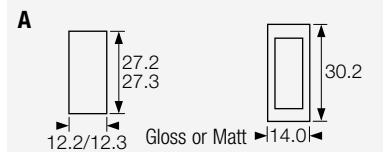
C1520AL ---
T1520AL ---



C0430AL ---
T0430AL ---

BODY

Panel cut-out * Bezel
Cut-outs must be punched in the direction of insertion



OPTIONS

Finish Matt is standard.

Colour Call factory for custom colours. A full range is available for large orders.

Legend printing Select from the examples or call factory for custom legends.

Lamp voltage Call factory for details.

Blanking plates A0434 -- Dummy units to fill unused panel holes.

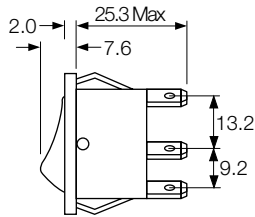
Protective cover (designed to IP65) Snaps on to A, L, Q or T bodies (add G after body in cat no.), this reduces maximum acceptable panel thickness to 2mm.



Panel sealing washer W46 is available for the same body sizes, this reduces maximum acceptable panel thickness to 1.2mm. Covers are not suitable for momentary types.

For all options call the factory.

DIMENSIONS (mm)



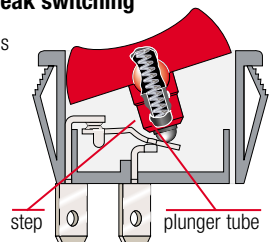
Panel thickness

A,Q	0.75 to 3.3mm
L,B,T	0.75 to 2.5mm
R	0.75 to 3.0mm

* For cut-out details on momentary switches call the factory

1300 High inrush, positive break switching

The 1300 series mechanism ensures contact welds formed at switch-on, are positively separated by the plunger tube acting directly on the step in the moving contact.



Examples of printing



EN602A



EN730



EN822

5500 Lit Rocker Switches - Single Pole 16A 250Vac



- ▶ Standard rocker switch
- ▶ Illuminated
- ▶ Choice of switching circuits
- ▶ Choice of bezel styles
- ▶ Choice of panel cut outs
- ▶ Matching indicator
- ▶ Single pole
- ▶ Splashproof option
- ▶ Bezel size 'A' style 30.2 x 14.0



16(4)A 250Vac T85
10(3)A 250Vac T100, (12A 250Vac T125 for P rocker only)



UL CSA 15A 250Vac, CSA 16A Non Ind 250Vac
UL CSA 250Vac 1hp, 125Vac 1/2hp
UL 85°C, file E45221, CSA file LR10990



Inrush 24A to EN61058-1 & 20A 28Vdc



RoHS compliant

μ contact gap.
Technical data on pages 4 & 5 (switches), 66 (indicators).
For Twin units repeat the order details for both the left and right sides.

C 5503 A L ---

TERMINAL FUNCTION ROCKER BODY PRINT, COLOUR, VOLTAGE ETC

▶ TERMINAL	▶ FUNCTION		▶ ROCKER
<p>C</p> <p>6.3 x 0.8</p>	<p>Approvals & ratings vary with function ON OFF Switches - ON when pressed over terminal 3</p>		<p>A Softline (Matt only)</p>
<p>H</p> <p>4.8 x 0.8</p>	<p>5500 μ</p>	<p>ON - OFF</p>	
<p>T</p> <p>Solder</p>	<p>5503 μ preferred option</p>	<p>ON - OFF Lit Switched neutral</p>	<p>P Lit window (Matt only)</p>
	<p>5508 μ for special applications</p>	<p>ON - OFF Lit Unswitched neutral</p>	



C5503AL ---



C5500AL ---



C5503PL ---



C5503A/C5430AL



C5503A/C5503AL



C5503P/C5503PL

BODY

A Panel cut-outs: 27.2/27.3 height, 12.2/12.3 width. Bezel: 30.2 height, 14.0 width. **Matt only**

B Panel cut-outs: 30.0/30.1 height, 11.0/11.1 width. Bezel: 33.4 height, 14.0 width, R3.5. **Matt only**

L Panel cut-outs: 30.0/30.1 height, 11.0/11.1 width. Bezel: 31.9 height, 14.0 width, R1.0. **Matt only**

Q Panel cut-outs: 28.2/28.3 height, 11.5/11.6 width. Bezel: 30.2 height, 14.0 width, R1.6. **Matt**

R Panel cut-outs: 28.5/28.6 height, 14.0/14.1 width. Bezel: 31.5 height, 17.0 width. **Matt only**

T Panel cut-outs: 28.2/28.3 height, 11.5/11.6 width. Bezel: 30.2 height, 14.0 width, R1.6. **Matt only**

Cut-outs must be punched in the direction of insertion

OPTIONS

Finish Matt is standard.

Colour Call factory for custom colours. A full range is available for large orders.

Legend printing Select from the examples or call factory for custom legends.

Lamp voltage Call factory for details.

Blanking plate A0434 -- (SP) A0494 -- (DP)
Dummy units to fill unused panel holes.

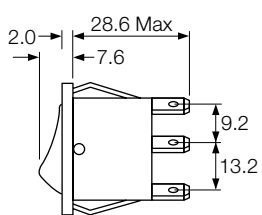
Protective cover (designed to IP65)
Snaps on to A, L, Q or T bodies (add G after body in cat no.), this reduces maximum acceptable panel thickness to 1.2mm.



Panel sealing washers W46 (Single Pole) and W42 (Double Pole) are available for these body types, this reduces maximum acceptable panel thickness to 2mm.

For all options call the factory.

DIMENSIONS (mm)



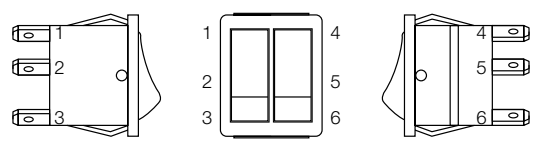
Terminal spacing - Poles 10.8 between centres (twin units)

Panel thickness

A,Q	0.75 to 3.3mm
L,B,T	0.75 to 2.5mm
R	0.75 to 3.0mm

Twin units

Two single switches or a switch and an indicator light can be assembled side by side in one double pole body. For 5500 range panel cut-out details (L, B and T) call factory.



For twin units the first set of order format details refer to the left hand unit, when looking at the front of the assembly. (This has terminal numbers 1, 2 & 3)

Examples of printing



1500 Twin Units Switches and Indicators 16A 250Vac



- ▶ Twin unit rocker switch
- ▶ Choice of switching circuits including 3 position
- ▶ Push-on, solder and PCB terminals
- ▶ Choice of bezel styles
- ▶ Choice panel cut outs
- ▶ Matching indicator
- ▶ Single pole
- ▶ Splashproof option
- ▶ Bezel size 'A' style 30.2 x 25.0



16(4)A 250Vac T125



UL CSA 16A 250Vac
 UL CSA (2 posn) 250Vac 1hp, 125Vac 1/2hp, (3 posn) 250 Vac 1/2hp, 125Vac 1/4hp
 UL 85°C, file E45221, CSA file LR10990

In house test

Inrush 36A to EN61058-1 & 20A 28Vdc

For versions with High Inrush or for 50,000 operations, see pages 20 and 26.



RoHS compliant

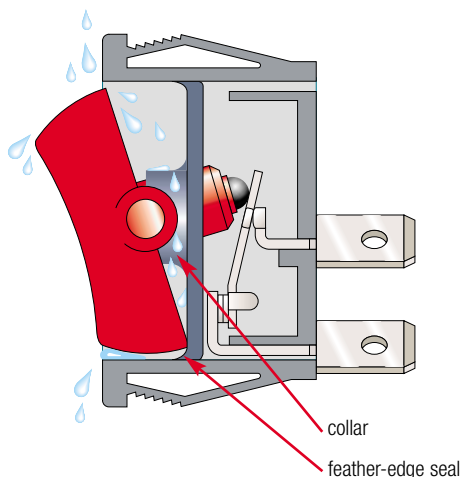
3mm contact gap except where marked μ .
 Technical data on pages 4 & 5 (switches), 66 (indicators).
 For twin units repeat the order details for both the left and right sides.

C 1500 A / C 1510 A L ---

TERMINAL FUNCTION ROCKER TERMINAL FUNCTION ROCKER BODY PRINT, COLOUR, ETC

TERMINAL	FUNCTION	ROCKER
<p>C</p> <p>6.3 x 0.8</p>	<p>Approvals & ratings vary with function ON OFF Switches - ON when pressed over terminal 1 or 4</p>	<p>A Softline (Matt)</p>
<p>H</p> <p>4.8 x 0.8</p>	<p>1500 ON - OFF</p>	<p>B Softline splashproof (Matt)</p>
<p>K</p> <p>2.8 x 0.8</p>	<p>1510 μ <small>HP rating N/A</small></p> <p>ON - ON</p>	<p>W Curved splashproof (Matt)</p>
<p>T</p> <p>$\varnothing 2.1$ Solder</p>	<p>1520 μ <small>125V & 250V 1/2 HP H terminal rated T100 only</small></p> <p>ON - OFF - ON</p>	<p>X Two colour (Matt) (not momentary) ON - OFF only</p>
<p>X</p> <p>PCB 0.8Sq</p>	<p>0430 <small>X terminal N/A</small></p> <p>Indicator Technical data on page 66</p>	<p>A Softline lens (Matt) (Indicator)</p>

Enhanced Splashproofing



1500 W and B splashproof options

Feather edge seals and a close fitting collar protect current carrying parts from moisture.

B option has Hytrel collar/seals for enhanced protection.



C1500A/C1500AL



C1500A/C0430AL



C1500X/C1500XL



C1520A/C1510AL

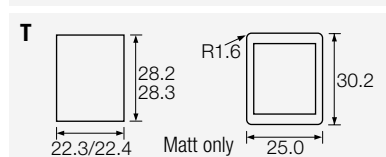
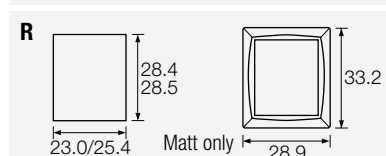
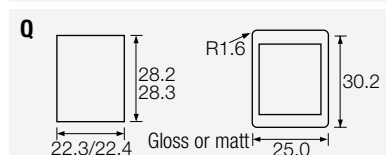
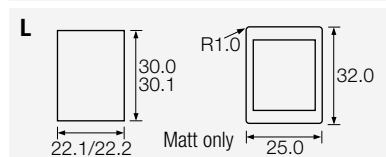
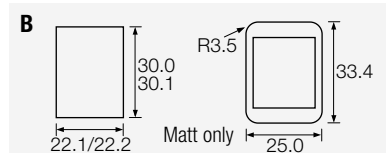
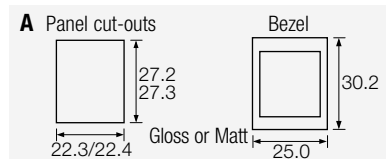


C1500A/C1520AL



C0430A/C0430AL

BODY



Cut-outs must be punched in the direction of insertion

OPTIONS

Finish Matt is standard.

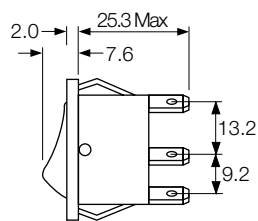
Colour Call factory for custom colours. A full range is available for large orders.

Legend printing Call factory for custom legends. State if a legend is to appear on the left or right hand unit (viewed from the front).

Lamp voltage Call factory for details.

For all options call the factory.

DIMENSIONS (mm)



Call the factory for terminal spacing details

Panel thickness

A,Q	0.75 to 3.3mm
L,B,T	0.75 to 2.5mm
R	0.75 to 3.0mm

Twin unit terminal numbering

The first 6 digits of the catalogue number refer to the left hand unit when looking at the front. (This has terminal nos. 4, 5 & 6).

Examples of printing



EN602A



EN730

1550 Standard & 1350 High Inrush Switches 150A to EN61058-1 and 16A 250Vac



- ▶ Standard rocker switch
- ▶ 1350/53 high inrush
- ▶ Choice of switching circuits including 3 position
- ▶ Push-on, solder and PCB terminals
- ▶ Choice of bezel styles
- ▶ Choice of panel cut outs
- ▶ Matching indicator
- ▶ Double pole
- ▶ Splashproof option
- ▶ Bezel size 'A' style 30.2 x 25.0



In house test



In house test



1550 Series 16(4)A 250Vac T125

UL CSA 16A 250Vac, (2 posn) 250Vac 1hp, 125Vac 1/2hp, (3 posn) 250 Vac 1/2hp, 125Vac 1/4hp.
UL 85°C, file E45221, CSA file LR10990.

20A 28Vdc.

1350 series 16(4)A 250Vac T85 1E4 (10,000 Ops.)
On request 16(6)A 250Vac T125 5E4 (50,000 Ops.)
150A Inrush to EN61058-1.

UL CSA 20A 250Vac 1hp, 125Vac 1/2hp.
UL 72Vdc 7A, 36Vdc 14A.
UL 85°C, file E45221, CSA file LR10990.

20A 28Vdc

RoHS compliant

3mm contact gap except if marked µ.
Technical data on pages 4 & 5 (switches), 66 (indicators).

C 1553 A L ---

TERMINAL FUNCTION ROCKER BODY PRINT, COLOUR, VOLTAGE ETC

TERMINAL	FUNCTION	ROCKER
<p>C</p> <p>6.3 x 0.8</p>	<p>Approvals & ratings vary with function ON OFF Switches - ON when pressed over terminal 1</p>	<p>A Softline Matt</p> <p>Lit (not momentary)</p>
<p>H</p> <p>4.8 x 0.8*</p>	<p>Standard 1550</p> <p>High Inrush 1350</p>	<p>B Splashproof Softline</p>
<p>K</p> <p>2.8 x 0.8*</p>	<p>1551 HP rating N/A</p> <p>1552 HP rating N/A</p> <p>1553 Not W, X or B rocker</p> <p>1353 Not W, X or B rocker</p>	<p>V Curved</p> <p>Matt or gloss Gloss only Lit (not momentary)</p>
<p>T</p> <p>Ø2.1</p> <p>Solder</p>	<p>1560 µ</p> <p>1561 µ HP rating N/A</p> <p>1562 µ In house tests only</p> <p>1570 µ 125V & 250V 1/2 HP H terminal rated T100 only</p>	<p>W Splashproof Curved</p>
<p>U</p> <p>Right angle T Solder (Not DP)</p>	<p>1571 µ HP rating N/A H terminal rated T100 only</p> <p>1572 µ HP rating N/A H terminal rated T100 only</p>	<p>P Lit window Matt</p> <p>Lit (not momentary)</p>
<p>X</p> <p>PCB 0.8Sq*</p>	<p>1484 µ In-house tested to 10(3)A 250Vac (B rocker only)</p> <p>1487 µ In-house tested to 10(3)A 250Vac (B rocker only)</p> <p>0480 X terminal N/A</p>	<p>X Two colour Matt</p>
	<p>1553 ON - OFF Lit</p> <p>1560 µ ON - ON</p> <p>1561 µ ON - ON (momentary 1 side)</p> <p>1562 µ 2 Circuit ON - ON</p> <p>1570 µ ON - OFF - ON</p> <p>1571 µ ON - OFF - ON (momentary 1 side)</p> <p>1572 µ ON - OFF - ON (momentary 2 sides)</p> <p>1484 µ 3 position selective OFF - A - A+B</p> <p>1487 µ 3 position selective A - B - C (link not supplied)</p> <p>0480 Indicator Technical data on page 66</p>	<p>F Flat lens Gloss (0480 only) (ON OFF only - not momentary)</p> <p>A Softline lens Matt (0480 only) as F but with raised profile</p> <p>R Round</p>

*Contact factory for details on 1350 series



C1350AL ---



C1550XL ---



C1553PL ---



C1553RA ---
Shown with M614 bezel cover



C0480AL ---



Optional snap-in M441 barrier



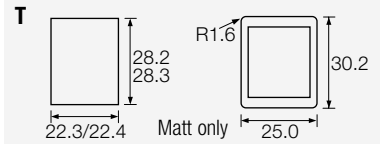
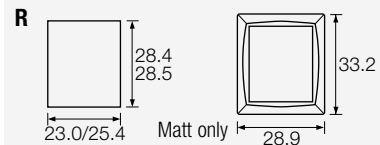
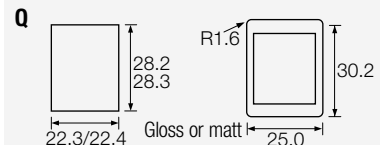
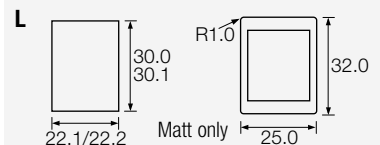
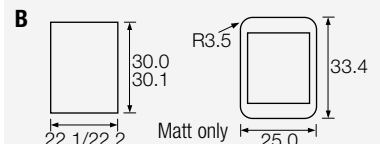
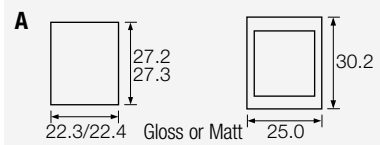
C1553AA with additional M616 guard
Cut-out 22.0/22.1 x 29.4/29.5
Guard accepts "A" body only



C0480RA ---


BODY

Panel cut-out * Bezel
Cut-outs must be punched in the direction of insertion



OPTIONS

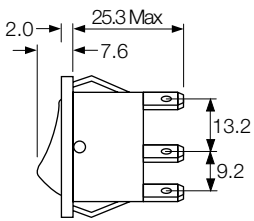
Finish Matt is standard.
Colour Call factory for custom colours. A full range is available for large orders.
Legend printing Select from the examples or call factory for custom legends.
Lamp voltage Call factory for details.
Blanking plates A0494 Dummy units to fill unused panel holes.
Protective cover (designed to IP65) Snaps on to A, L, Q or T bodies (add G after body in cat no), this reduces maximum acceptable panel thickness to 1.2mm.



Panel sealing washer W42 is available for the above body sizes, this reduces maximum acceptable panel thickness to 2mm. Covers are not suitable for momentary types.

For all options call the factory.

DIMENSIONS (mm)



Terminal spacing - Poles 10.2 between centres

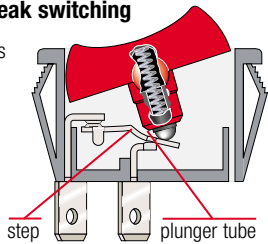
Panel thickness

- A,Q** 0.75 to 3.3mm
- L,B,T** 0.75 to 2.5mm
- R** 0.75 to 3.0mm

* For cut-out details on momentary switches call the factory.

1350 High inrush, positive break switching

The 1350 series mechanism ensures contact welds formed at switch-on, are positively separated by the plunger tube acting directly on the step in the moving contact.



Examples of printing



EN602A



EN730



EN822

R13 Round Rocker Switches 6A 250Vac



- ▶ Miniature round rocker switch
- ▶ Ratings up to 10A, 250Vac
- ▶ Single & double pole
- ▶ Illuminated & non-illuminated, neon and LED
- ▶ Choice of actuators
- ▶ Matching indicator
- ▶ Bezel size: 23mm dia.



SP 6A 250Vac T85,
DP 10(4)A 250Vac T85



UL CSA SP 10A 125Vac & 6A 250Vac (For 16A call the factory)
UL CSA DP 8A 125/250Vac
UL 85°C, file E67774(S)
CSA file LR45128



RoHS compliant

Single pole has μ contact gap.
Technical data on pages 4 & 5.

Standard products

Are supplied with the body and rocker, print & lamp voltage shown in the product illustration and description.

R13 112A AAA

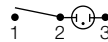
TERMINAL FUNCTION ROCKER BODY PRINT, COLOUR, VOLTAGE ETC

PRODUCT DETAILS



SP ON - OFF μ

Cat no.
R13 112A AAA



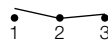
SP ON - OFF μ
Lit 230V

Cat no.
R13 112B NAC



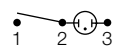
SP ON - OFF μ

Cat no.
R13 112A AAB



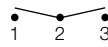
SP ON - ON μ

Cat no.
R13 112C AAA



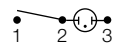
SP ON - OFF μ
Lit 230V

Cat no.
R13 112B NAA



SP ON - OFF - ON μ

Cat no.
R13 112D AAA



SP ON - OFF μ
Lit 230V

Cat no.
R13 112B NAB



only



SP ON - OFF μ
(Momentary ON)

Cat no.
R13 208F AAA*



DP ON - OFF

Cat no.
R13 244A AAA

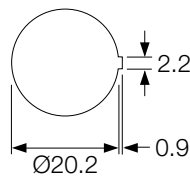


DP ON - OFF
Lit 230V

Cat no.
R13 244B NAA

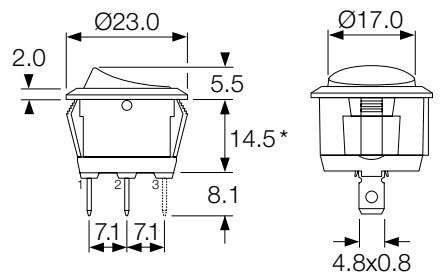
DIMENSIONS (mm)

Panel cut-out



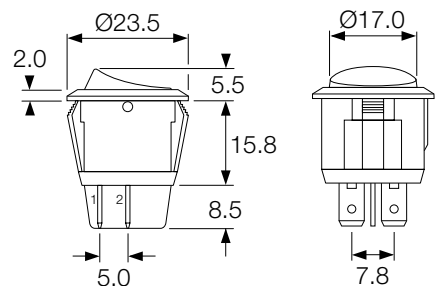
Snap fixing into panel thickness up to 3.0

Single pole



* R13 208F has 12.5mm deep body

Double pole



R13 Round Rocker Switches 6A 250Vac



6A 250Vac T85



UL CSA 10A 125Vac & 6A 250Vac (For 16A call the factory)
UL 85°C, file E67774(S)
CSA file LR45128

RoHS

RoHS compliant

Single pole has μ contact gap.
Technical data on pages 4 & 5.

Special products

Are made to order and can be supplied with a range of body and rocker/lens colours, print & lamp voltage.
Call the factory for availability to your special requirements.

- ▶ Miniature round rocker switch
- ▶ Ratings up to 10A, 250V ac
- ▶ Single and double pole
- ▶ Illuminated and non-illuminated, neon and LED
- ▶ Choice of actuators
- ▶ Matching indicator
- ▶ Bezel size: 23mm dia.



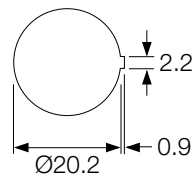
R13 112A2 - -

TERMINAL FUNCTION ROCKER BODY PRINT, COLOUR, VOLTAGE ETC

PRODUCT DETAILS

	<p>Cat no. R13 112A2 - -</p>	
	<p>Cat no. R13 112B2 - -</p>	
	<p>Cat no. R13 112LP - -</p>	
	<p>Cat no. R9 92B - - -</p>	

PANEL CUT-OUT (mm)



Snap fixing into panel thickness up to 3.0



Protective cover L188

Snaps on to bodies (not R13 211 or R13 112LP), this reduces maximum acceptable panel thickness to 2.4mm.

approvals - contact the factory