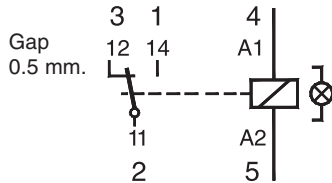


Relay compatible with sockets:

S10, S10-M, S10-P, S10-K



# C10-A10



One pole, change-over contact

10 A 250 V AC1	0.5 A 110 V DC1
10 A 30 V DC1	0.2 A 220 V DC1
13 A 250 V AC1	

### Contacts

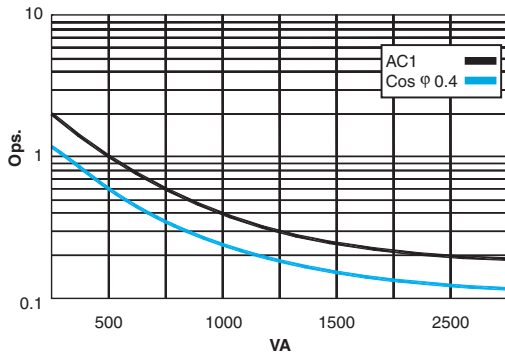
Materials:	Standard, code 0	AgNi
	Optional, code 8	AgNi + 10µ Au
	Optional, code 5	AgSnO <sub>2</sub>
Max. switching current		10 A
Max. peak inrush current (20 ms)		30 A
Max. switching voltage		250 V
Max. AC load (Table 1)		2.5 KVA
Max. DC load (Table 2)		

### Coils (Ohms ±10% @ 20°C)

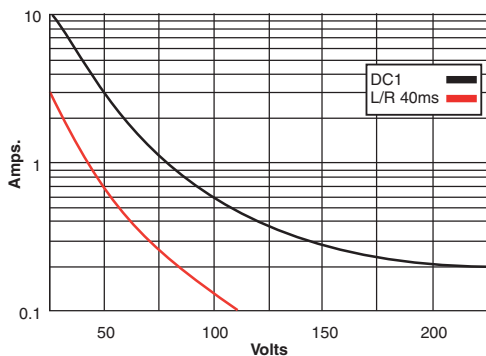
Pull-in voltage	≤0.8 x U <sub>n</sub>
Drop-out voltage	≥0.1 x U <sub>n</sub>
Nominal coil power	1.1 VA (AC)/0.7 W (DC)

VAC	Ω	mA	VDC	Ω	mA
24	290	45	12	224	53
48	1,200	23	24	742	32
115	7,300	9.5	48	3,500	13.7
230	28,800	4.7	110	19,900	5.5

**Table 1** Electrical Life, ops. x 10<sup>6</sup>



**Table 2** Max. DC Load



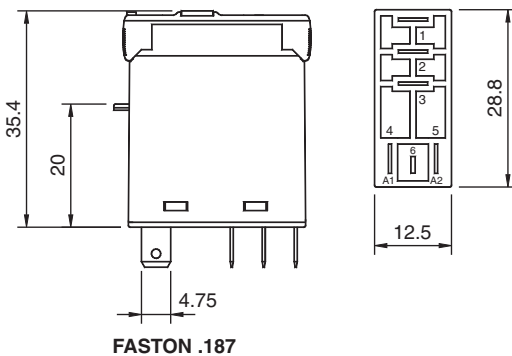
### Insulation

Dielectric strength (1 minute):	
Open contacts	1,000 V
Between contact and coil	5 KV
Isolation resistance at 500 V	≥1 GΩ
Isolation, IEC 61810-5:	4 KV/3

### Specifications

Operate time + bounce time	10 ms
Release time + bounce time	5 ms
Ambient temperature	-40°C (no ice) to +70°C
Mechanical life ops.	10 Mill. AC, 20 Mill. DC relays
Electrical life at nominal load	≥100,000 ops.
Operating frequency at nominal load	1,200/hour
Protection grade	IP 40/RT1
Weight avg.	21 g

### Dimensions - mm



### Standard Types

AC 50 Hz, (60 Hz): 24, 48, 115, (120), 230, (240)	
X = LED (standard)	C10-A10X.....VAC
RC suppressor	C10-A10R.....VAC
DC 12, 24, 48, 110	
X = LED, no polarity (standard)	C10-A10X..... VDC
Options (DC coils)	
Polarity and free-wheeling diodes	C10-A10FX... VDC
AC/DC bridge rectifier (24 or 48 V)	C10-A10BX.. VDC



IEC 61810 EN 60947