

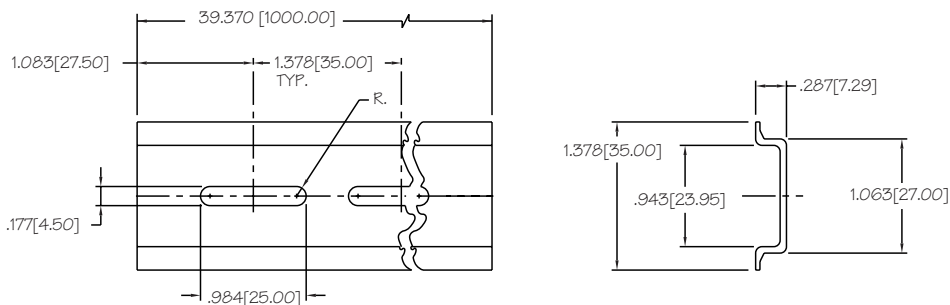
RELAY SOCKET ACCESSORIES

DIN RAIL

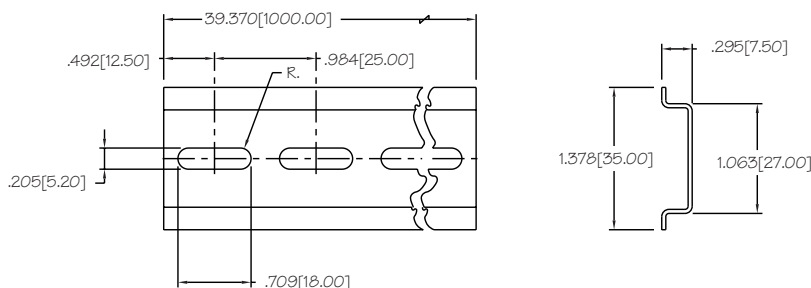
DRAWINGS & SPECIFICATIONS

PART NO.	DESCRIPTION	SERIES NO.
----------	-------------	------------

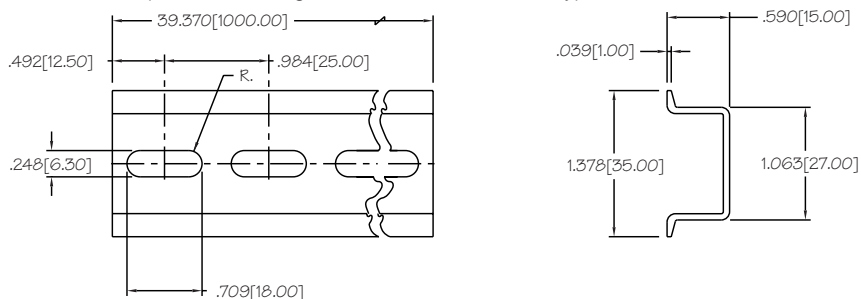
C-103-PM	Prepunched Aluminum DIN Rail (1 Meter Lengths) (note: Other lengths available, consult factory)	ES, GT, MT, OT, ST
----------	--	--------------------



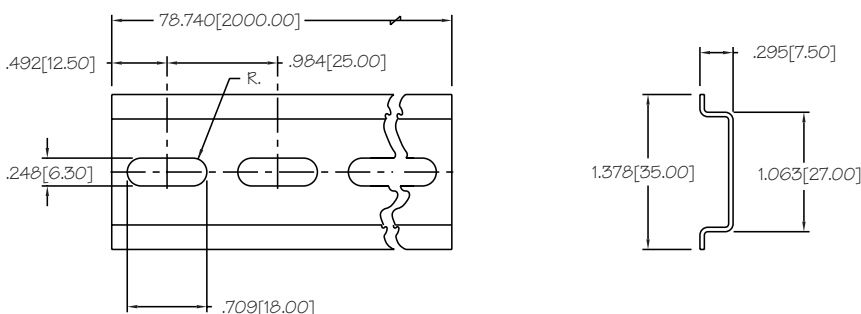
C-104-PM	Prepunched Steel DIN Rail (1 Meter Lengths) (note: Other lengths available, consult factory)	ES, GT, MT, OT, ST
----------	---	--------------------



C-105-PM	Prepunched Steel DIN Rail (1 Meter Lengths) (note: Other lengths available, consult factory)	ES, GT, MT, OT, ST
----------	---	--------------------



C-106-2PM	Prepunched Steel DIN Rail (2 Meter Lengths) (note: Other lengths available, consult factory)	ES, GT, MT, OT, ST
-----------	---	--------------------



OTHER STYLES AND HOLE PATTERNS AVAILABLE. CONSULT FACTORY