

Indicator Lights Neon, LED and Filament Lamp







Colours and voltages:


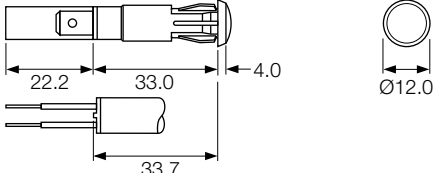

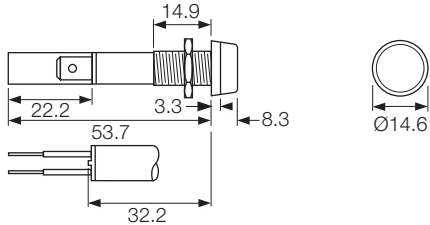

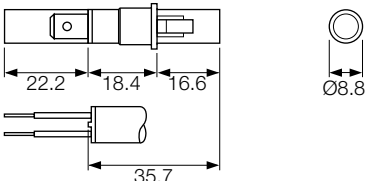

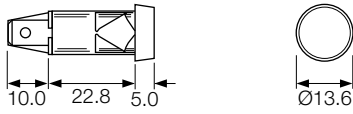

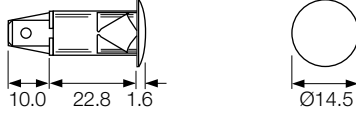

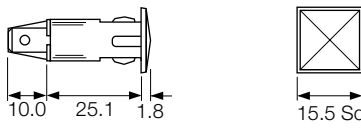
-  **Neon** Available with Red, Amber, Green or Clear lenses
100/130V (marked 110V), 200/250V (marked 230V)
-  **LED - DC** Red, Yellow, Green, Blue, White
2.0/2.2V Resistors for other voltages available.
-  **LED - AC** Red, Yellow, Green, Blue, White
110-230V ac operation.
-  **Filament lamp** Available with Red, Amber, Green, Clear or Blue lenses
6V, 12/14V, 24/28V.

- ▶ Neon, LED, mains LED or filament lamp
- ▶ Bezel sizes from 6.7 to 16.3mm diameter
- ▶ Red, amber, green, blue and clear lenses
- ▶ Red, yellow, green, blue and white LEDs
- ▶ Wide choice of styles

To create a catalogue number:

Refer to the 2 columns below (terminal and type), then state: Lens colour, voltage and whether neon, LED or filament lamp

TERM	TYPE	PANEL & °C	ILLUM'N OPTIONS	APPROVAL	DIMENSIONS (mm)
L	(L) 0569 AW 	9.0 0.8-2.5 Call sales	Neon LED-DC LED-AC	FU, SE	19.0, 23.0, 8.5 max, 3.0, 12.0, Ø10.0
L	(C) 0273 00 	9.0	Neon	FU, KEMA, SE	22.2, 32.8, 3.1, 33.5, Ø12.2
K 2.8		2.0 max	LED-DC	KEMA	
H 4.8		page 6	LED-AC	KEMA, SE	
C 6.3				KEMA	
L	(C) 0278 00 	9.0	Neon	FU, KEMA, SE	22.3, 23.5, 3.5, 23.5, 12.0 Sq.
K 2.8		2.0 max	LED-DC		
H 4.8		page 6	LED-AC	KEMA	
C 6.3					
L	(C) 0276 AA 	9.5	Neon	FU, KEMA, SE	22.2, 33.0, 4.0, 33.7, Ø12.0
K 2.8		0.8-2.8	LED-DC	KEMA	
H 4.8		page 6	LED-AC	FU, KEMA, SE	
C 6.3				KEMA	
L	(C) 0275 00 	10.0	Neon	FU, KEMA, SE	16.0, 22.2, 32.5, 3.0, 32.7, Ø13.3
K 2.8		12.0 max	LED-DC	KEMA	
H 4.8		page 6	LED-AC	KEMA, SE	
C 6.3				KEMA	
L	(C) 0275 00 Chrome bezel 	10.0	Neon	FU, KEMA, SE	16.0, Ø13.3, 22.2, 32.0, 32.5, 3.5, 3.0, 32.7, Ø15.6
K 2.8		11.5 max	LED-DC	KEMA	
H 4.8		page 6	LED-AC	KEMA, SE	
C 6.3				KEMA	

TERM	TYPE	PANEL & °C	ILLUM'N OPTIONS	APPROVAL	DIMENSIONS (mm)
L K 2.8 H 4.8 C 6.3	(C) 0276 00 	10.0 2.8 max page 6	DC AC	KEMA KEMA KEMA	
L K 2.8 H 4.8 C 6.3	(C) 0277 00 Chrome bezel 	10.0 12.0 max page 6	DC AC	KEMA KEMA KEMA	
L K 2.8 H 4.8 C 6.3	(C) 0273 LL 	10.0 0.6-2.0 page 6	DC AC	KEMA KEMA KEMA	For sub-panel mounting, behind a facia. 
L K 2.8 H 4.8 C 6.3	(C) 2820 00 	12.0 0.75-2.0 page 6	DC AC	KEMA KEMA KEMA	
L K 2.8 H 4.8 C 6.3	(C) 2821 00 	12.0 or 12.7 Ø12.0 = 0.8-2.5 Ø12.7 = 1.1-2.5 page 6	DC AC	KEMA KEMA KEMA	
L K 2.8 H 4.8 C 6.3	(C) 0586 00 	12.5 0.8-1.5 page 6	DC AC	KEMA KEMA KEMA	

Indicators