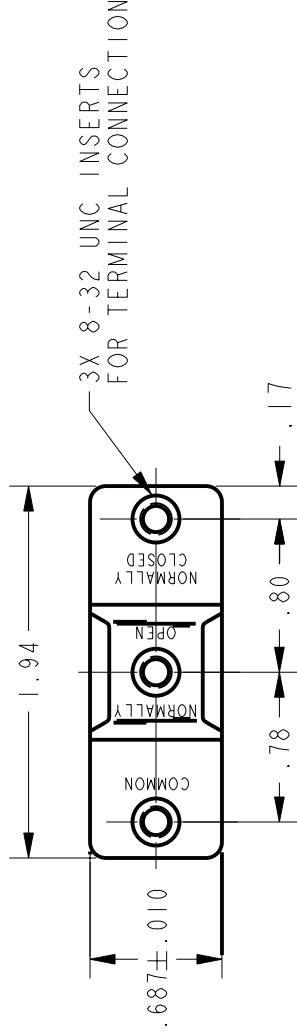
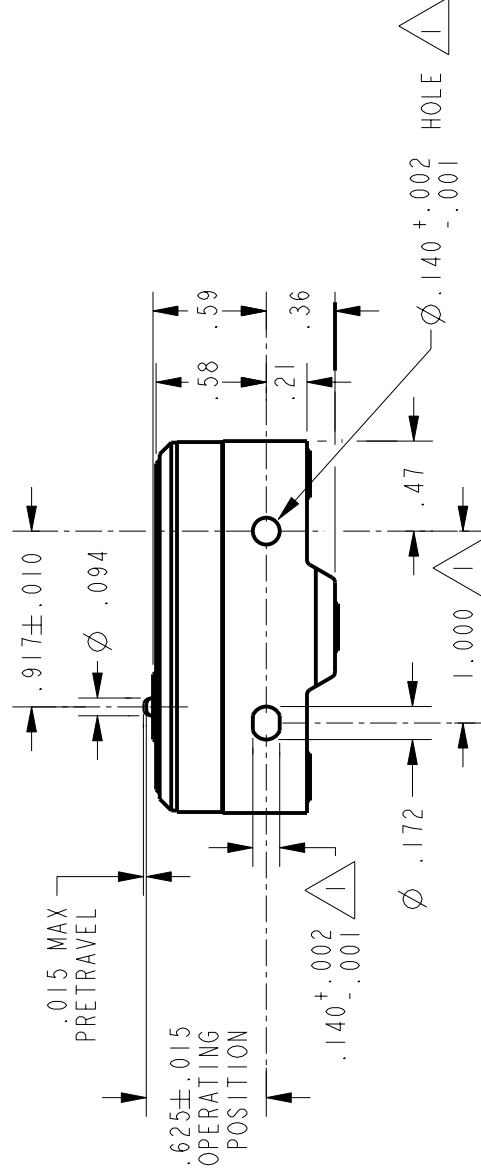


CATALOG LISTING		PAGE 1 OF 1	
BZ-2R-A4		RELEASE NO.	
13		REPLACES	
ISSUE		CHECK	

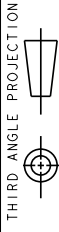
FOR FACTORY USE ONLY



NOTE
MOUNTING HOLES WILL ACCEPT PINS OR SCREWS OF Ø .139 MAX ON 1.000 ± .002 CENTERS
2 - TERMINAL SCREW AND CUPWASHER FURNISHED UNASSEMBLED

ANSI Y14.5M-1982 APPLIES

THIS DRAWING COVERS A PROPRIETARY ITEM AND IS THE PROPERTY OF MICRO SWITCH. A DIVISION OF HONEYWELL. THIS DRAWING IS NOT TO BE COPIED OR USED WITHOUT THE APPROVAL OF MICRO SWITCH.



CHARACTERISTICS		ELECTRICAL DATA		SCALE		DO NOT SCALE PRINT	
OPERATING FORCE	9-13 OZ	CONTACT ARRANGEMENT		FULL		UNLESS OTHERWISE SPECIFIED TOLERANCES ARE	
RELEASE FORCE	4 OZ MIN	S P D T		ONE PLACE (.0)		± .030	
DIFFERENTIAL TRAVEL	.0004 - .0020	L96		TWO PLACE (.00)		± .015	
OVERTRAVEL	.005 MIN	15A 125, 250 OR 480 VAC 1/8HP 125 VAC, 1/4HP 250 VAC 1/2A 125 VDC, 1/4A 250 VDC		THREE PLACE (.000)		± .005	
TSM		L288 L289 L306		ANGLES		±	
DRAWN		16A 250V ~ T85 5E4		WEIGHT		.063 LB	

