

Side & Indicators

Lamps for side, tail, licence plate and interior illumination



Reference No Volt Watt Type Dim(mm)

BA9

287	6v	2w	BA9	9
520	6v	3w	BA9	9
293	6v	4w	BA9	9
918	6v	8w	BA9	9
288	12v	2w	BA9	9
521	12v	3w	BA9	9
233	12v	4w	BA9	9
289	24v	2w	BA9	9
249	24v	4w	BA9	9
651	24v	2.8w	BA9	9

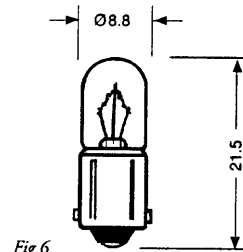


Fig 6

WEDGE BASE

285	6v	1.2w	Capless	5
286	12v	1.2w	Capless	5
286A	12v	1.2w	Amber	5
286B	12v	1.2w	Blue	5
286G	12v	1.2w	Green	5
286R	12v	1.2w	Red	5
508	24v	1.2w	Capless	5
508A	24v	1.2w	Amber	5
508B	24v	1.2w	Blue	5
508G	24v	1.2w	Green	5
508R	24v	1.2w	Red	5
508/28	28v	40	Capless	5

M/Amps

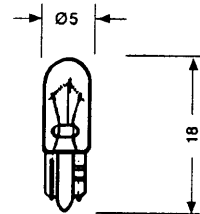


Fig 7

WEDGE / PCB

286D	12v	1.2w	PCB	White
286T	12v	1.2w	PCB	Black
286TC	12v	1.2w	PCB	
			Fiat/Renault	Black
286TFT	12v	1.2w	PCB L/Ford	Black
286TG	12v	2w	PCB GM	Green
286TL	12v	1.2w	PCB	Grey
286TLG	12v	2w	T/Lock GM	Green
508T	24v	1.2w	PCB	Grey
508TY	24v	1.2w	PCB	Yellow

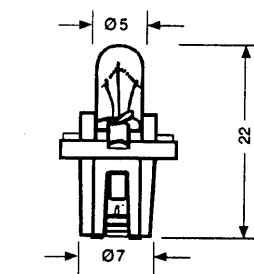


Fig 8

WEDGE BASE

500	6v	3w	Capless	10
501	12v	5w	Capless	10
501A	12v	5w	Amber	10
504	12v	3w	Capless	10
505	24v	3w	Capless	10
507	24v	5w	Capless	10

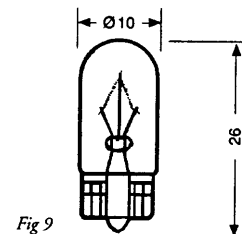


Fig 9

WEDGE BASE

921	12v	18w	Capless	15
•	12v	21w	Capless	20
•	12v	21/5	Double Filament	
			Capless	20

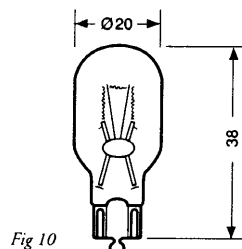


Fig 10

• Reference Number to be appended

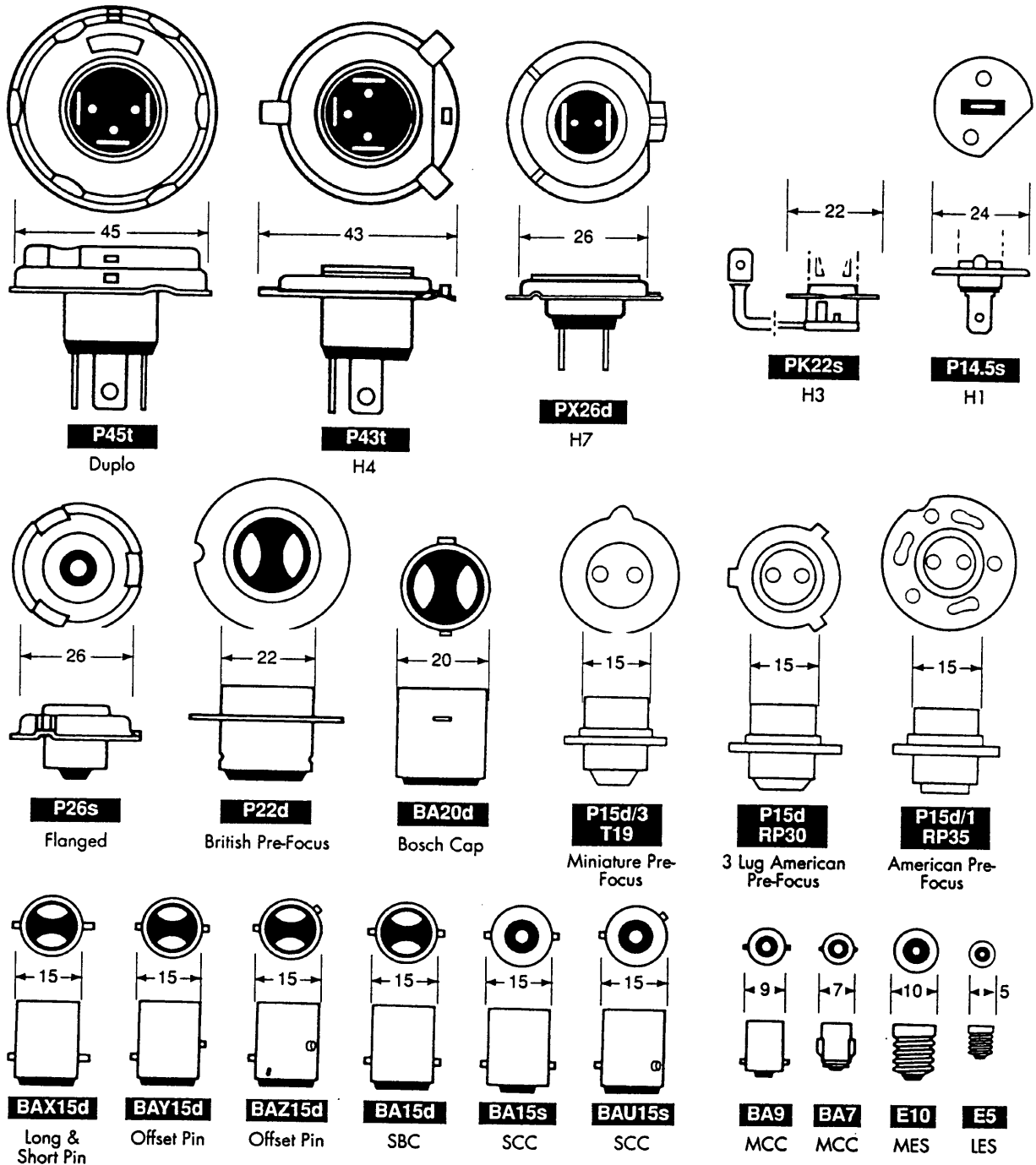
End Caps & Abbreviations



Throughout this catalogue reference is made to the dimension of each lamp either by size or abbreviation

Where an actual size is shown, eg. 8mm, this refers to the overall width of the glass envelope.

Where the dimension is shown as an abbreviation refer to the illustrations below



Other abbreviations are:

APF - American Pre-Focus	LES - Lilliputian Edison Screw	OSP - Offset Pin
BC - Bayonet Cap	L & S - Long & Short Pin	PCB - Printed Circuit Board
BPF - British Pre-Focus	LP - Level Pin	SBC - Standard Bayonet Cap
Capless - Wedge Base	MCC - Miniature Centre Contact	SC - Single Contact
DC - Double Contact	MES - Miniature Edison Screw	SCC - Single Centre Contact
ES - Edison Screw	MPF - Miniature Pre-Focus	