

C&K BPA Series Side Actuated DIP Switches

—

DIP



Features/Benefits

- Side actuated contacts
- Available in thru-hole or SMT models
- High pressure contact system does not require tape seal
- RoHS compliant - options available

Typical Applications

- Address switch for industrial controls
- Logic switching for computers and peripherals
- Function controlling for numerous applications

How To Order

Complete part numbers for BPA Series are shown on pages I-14 thru I-15. All switches supplied in "OFF" position.

Specifications

SWITCH FUNCTION: 2 thru 10 position available (except 3 position).
 CONTACT RATING: 100 mA max. @ 5 V DC or 25 mA max. @ 24 V DC.
 MECHANICAL AND ELECTRICAL LIFE: 1,000 cycles min. @ 5 V DC 10mA.
 CONTACT RESISTANCE: 50 milliohms initial max.
 INSULATION RESISTANCE: 100 V DC 100 megohms min.
 DIELECTRIC WITHSTAND VOLTAGE: 300 V AC for 1 minute.
 STORAGE TEMPERATURE: -40°C to 85°C.
 OPERATING TEMPERATURE: -20°C to 85°C.
 OPERATING FORCE: 800 grams max.
 SOLDERABILITY: Flow solderable and washable (soldering: 235°C ± 5°C for 5 sec.)

PACKAGING: Switches supplied in rigid dispensing tubes in full-tube quantities only, this may affect order quantity. Numbers of switches per tube varies with model. Tape and reel packaging available for SMT options.

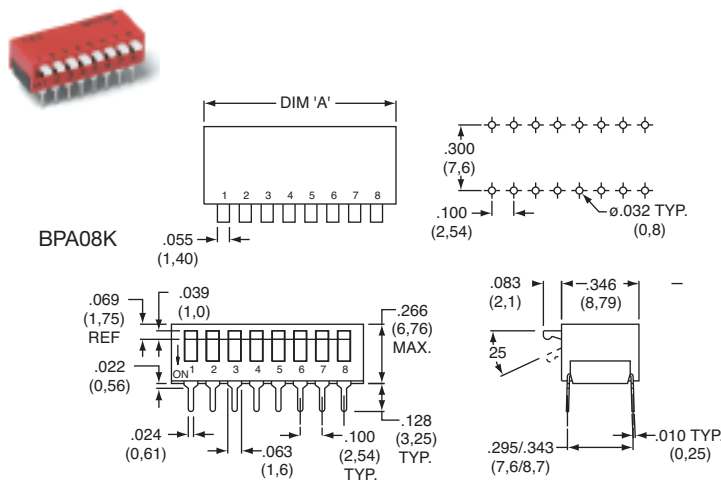
Materials

HOUSING: PBT (thru-hole) color: Black. PPA (SMT) color: Red
 RoHS, Version (thru-hole and SMT) PPS, color black (UL94V-0).
 COVER: PBT (thru-hole) color: Red. PPA (SMT) color: Red
 RoHS, Version (thru-hole and SMT) PPS, color black (UL94V-0).
 ACTUATOR: PBT (thru-hole): PA-6T (SMT) (UL94V-0).
 CONTACTS: Beryllium copper with gold plate.
 TERMINALS: Brass/Tin-lead plated. RoHS, Version brass, gold plate over nickel plate.

NOTE: For the latest information regarding RoHS compliance, please go to: www.ittcannon.com/rohs.

Note: Specifications and materials listed above are for switches with standard options. For information on specific and custom switches, consult Customer Service Center.

Side Actuator – Thru-hole Terminals



| ROHS PART NUMBER | TIN LEAD PART NUMBER | NO. POS. | DIM. 'A' | QUANTITY PER TUBE |
|------------------|----------------------|----------|--------------|-------------------|
| BPA02B | BPA02K | 2 | .276 (7,0) | 60 |
| BPA03B | | 3 | .376 (9,6) | 45 |
| BPA04B | BPA04K | 4 | .476 (12,1) | 35 |
| BPA05B | BPA05K | 5 | .575 (14,6) | 30 |
| BPA06B | BPA06K | 6 | .677 (17,2) | 25 |
| BPA07B | BPA07K | 7 | .776 (19,7) | 20 |
| BPA08B | BPA08K | 8 | .878 (22,3) | 20 |
| BPA09B | BPA09K | 9 | .976 (24,8) | 15 |
| BPA10B | BPA10K | 10 | 1.075 (27,3) | 15 |

Schematic
 SPST

NOTE: Reverse throw available, contact ITT for P/N and quote.



Dimensions are shown: Inch (mm)
 Specifications and dimensions subject to change

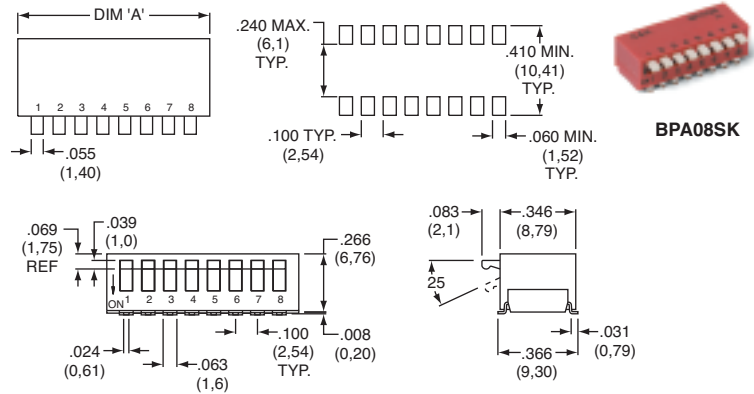
C&K BPA Series Side Actuated DIP Switches

Side Actuator – Surface Mount Terminals

| ROHS PART NUMBER | TIN LEAD PART NUMBER | NO. POS. | DIM. 'A' | QUANTITY PER TUBE |
|------------------|----------------------|----------|--------------|-------------------|
| BPA02SB | BPA02SK | 2 | .276 (7,0) | 60 |
| BPA03SB | | 3 | .376 (9,6) | 45 |
| BPA04SB | BPA04SK | 4 | .476 (12,1) | 35 |
| BPA05SB | BPA05SK | 5 | .575 (14,6) | 30 |
| BPA06SB | BPA06SK | 6 | .677 (17,2) | 25 |
| BPA07SB | BPA07SK | 7 | .776 (19,7) | 20 |
| BPA08SB | BPA08SK | 8 | .878 (22,3) | 20 |
| BPA09SB | BPA09SK | 9 | .976 (24,8) | 15 |
| BPA10SB | BPA10SK | 10 | 1.075 (27,3) | 15 |

Schematic

SPST

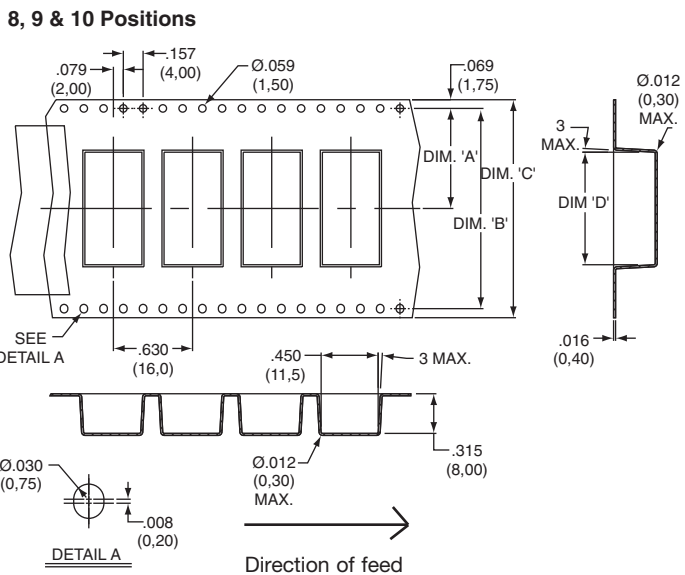
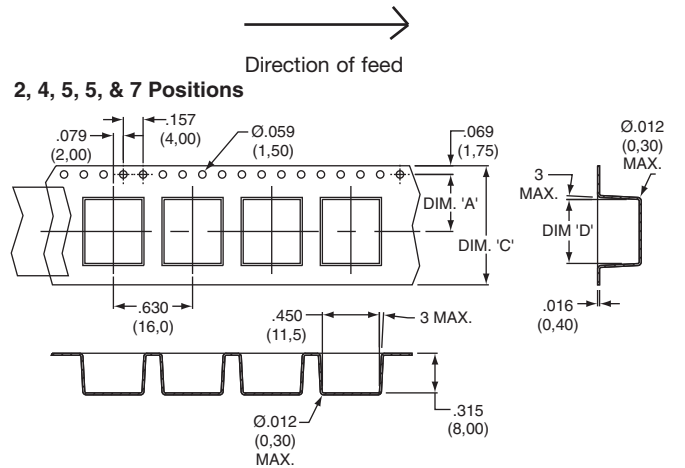
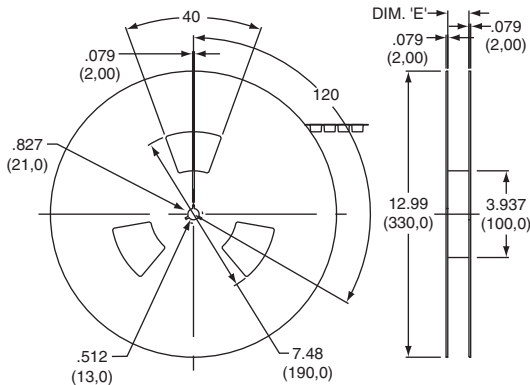


NOTE: Tape and reel packaging available by adding "R" to end of project number.

Tape & Reel Packaging – Surface Mount Options Only

| QTY/ REEL | POLES | DIM. 'A' | DIM. 'B' | DIM. 'C' | DIM. 'D' | DIM. 'E' |
|-----------|-------|-------------|--------------|--------------|--------------|--------------|
| 500 | 2 | .453 (11,5) | — | .945 (24,0) | .311 (7,9) | .961 (24,4) |
| 500 | 3 | .453 (11,5) | — | .945 (24,0) | .409 (10,4) | .961 (24,4) |
| 500 | 4 | .453 (11,5) | — | .945 (24,0) | .508 (12,9) | .961 (24,4) |
| 500 | 5 | .453 (11,5) | — | .945 (24,0) | .606 (15,4) | .961 (24,4) |
| 500 | 6 | .559 (14,2) | 1.118 (28,4) | 1.260 (32,0) | .709 (18,0) | 1.276 (32,4) |
| 500 | 7 | .559 (14,2) | 1.118 (28,4) | 1.260 (32,0) | .807 (20,5) | 1.276 (32,4) |
| 500 | 8 | .795 (20,2) | 1.590 (40,4) | 1.732 (44,0) | .894 (22,7) | 1.748 (44,4) |
| 500 | 9 | .795 (20,2) | 1.590 (40,4) | 1.732 (44,0) | 1.004 (25,5) | 1.748 (44,4) |
| 500 | 10 | .795 (20,2) | 1.590 (40,4) | 1.732 (44,0) | 1.106 (28,1) | 1.748 (44,4) |

Note: For tape and reel packaging, add 'R' to end of part number.



Dimensions are shown: Inch (mm)
Specifications and dimensions subject to change

