

## General Accessories

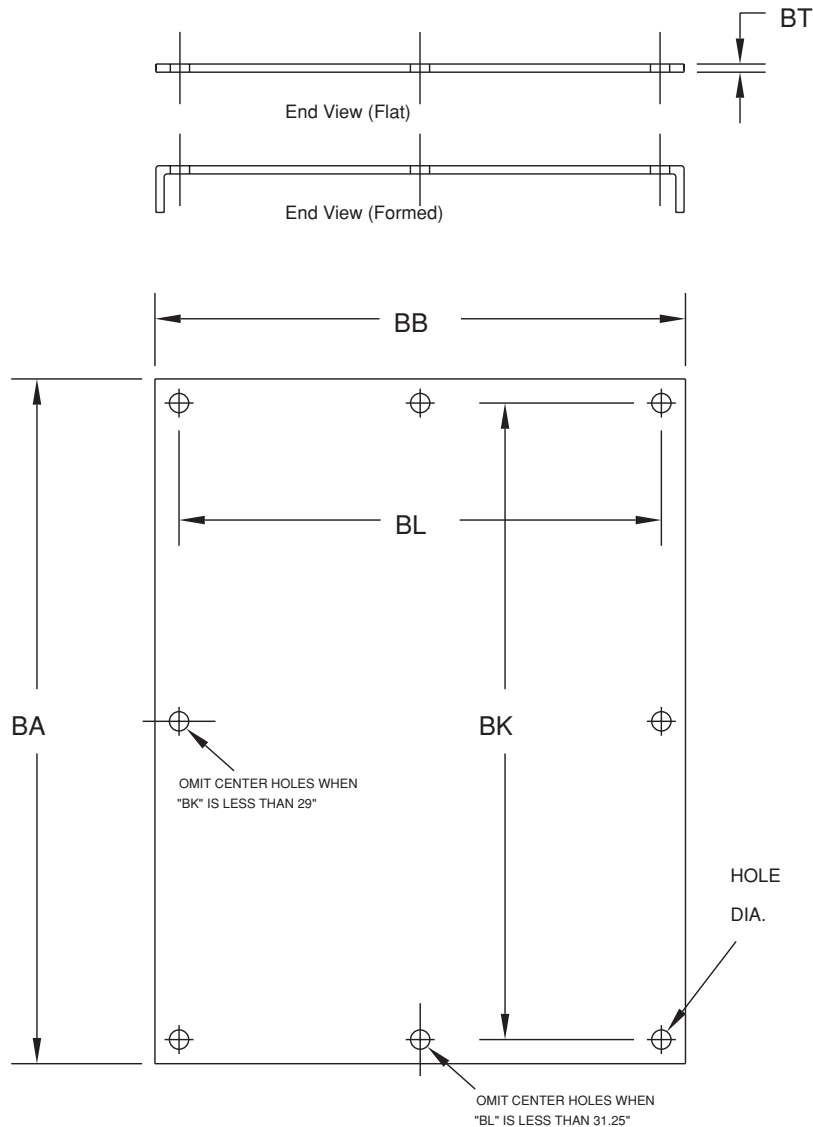
### Back Panels



#### Back Panels

CATALOG SUFFIX	MATERIAL	GRADE	FINISH	MISC.
AL	Aluminum	3003 H14	None	
SS	Stainless Steel	304	None	
FG	Fiberglass			UL94-V0
CS	Carbon Steel	1008/1010	Painted White Enamel	

Note: Available for all product families unless otherwise specified



## Enclosure Specific Accessories

### Typical Series Designators: DS, J, JCC, RJ, CL, PC, F Back Panel Dimensions

SIZE ID NUMBER	BA	BB	BK	BL	BT (AL)	BT (FG)	BT (SS)	BT (CS)	PANEL TYPE	HOLE DIA.	# OF HOLES	Weight (Aluminum) Suffix: AL	Weight (Fiberglass) Suffix: FG	Weight (Stainless) Suffix: SS	Weight (Carbon Steel) Suffix: CS
BP64	4.88 (124)	2.88 (73)	4.25 (108)	2.25 (57)	.080 (2)	.125 (3)	.060 (2)	.075 (2)	Flat	.25 (6)	4	2 oz.	2 oz.	5 oz.	6 oz.
BP66	4.88 (124)	4.88 (124)	4.25 (108)	4.25 (108)	.080 (2)	.125 (3)	.060 (2)	.075 (2)	Flat	.25 (6)	4	3 oz.	3 oz.	6 oz.	8 oz.
BP76	6 (152)	4.88 (124)	5.38 (137)	4.25 (108)	.080 (2)	.125 (3)	.060 (2)	.075 (2)	Flat	.25 (6)	4	4 oz.	4 oz.	9 oz.	10 oz.
BP86	6.88 (175)	4.88 (124)	6.25 (159)	4.25 (108)	.080 (2)	.125 (3)	.060 (2)	.075 (2)	Flat	.25 (6)	4	4 oz.	4 oz.	12 oz.	12 oz.
BP88	6.88 (175)	6.88 (175)	6.25 (159)	6.25 (159)	.080 (2)	.125 (3)	.060 (2)	.075 (2)	Flat	.25 (6)	4	5 oz.	5 oz.	15 oz.	15 oz.
BP96	8.25 (210)	4.88 (124)	7.63 (194)	4.25 (108)	.080 (2)	.125 (3)	.060 (2)	.075 (2)	Flat	.25 (6)	4	5 oz.	5 oz.	12 oz.	14 oz.
BP108	8.88 (225)	6.88 (175)	8.25 (210)	6.25 (159)	.080 (2)	.125 (3)	.060 (2)	.075 (2)	Flat	.25 (6)	4	8 oz.	8 oz.	1.2 lb.	1.3 lb.
BP1210	10.88 (276)	8.88 (225)	10.25 (260)	8.25 (210)	.080 (2)	.125 (3)	.060 (2)	.075 (2)	Flat	.25 (6)	4	12 oz.	14 oz.	1.9 lb.	2.1 lb.
BP1212	10.88 (276)	10.88 (276)	10.25 (260)	10.25 (260)	.080 (2)	.125 (3)	.060 (2)	.075 (2)	Flat	.25 (6)	4	1 lb.	1.1 lb.	2.3 lb.	2.4 lb.
BP1407	12.88 (327)	5.88 (149)	12.25 (311)	5.25 (133)	.080 (2)	.125 (3)	.060 (2)	.075 (2)	Flat	.25 (6)	4	14 oz.	14 oz.	2 lb.	2.1 lb.
BP1412	12.88 (327)	10.88 (276)	12.25 (311)	10.25 (260)	.080 (2)	.125 (3)	.060 (2)	.075 (2)	Flat	.25 (6)	4	1.125 lb.	1.3 lb.	2.8 lb.	3 lb.
BP1614	14.88 (378)	12.88 (327)	14.25 (362)	12.25 (311)	.080 (2)	.125 (3)	.060 (2)	.075 (2)	Flat	.25 (6)	4	1.5 lb.	1.4 lb.	3.8 lb.	4.1 lb.
BP1816	16.88 (429)	14.88 (378)	16.25 (413)	14.25 (362)	.080 (2)	.125 (3)	.060 (2)	.075 (2)	Flat	.25 (6)	4	1.94 lb.	2 lb.	5.5 lb.	5.4 lb.
BPJ2016	18.88 (479)	14.88 (378)	18.25 (463)	14.25 (362)	.080 (2)	.125 (3)	.060 (2)	.075 (2)	Flat	.25 (6)	4	2.25 lb.	2.1 lb.	6.1 lb.	6.1 lb.

Caution: Metric units are for reference do not convert.

Note: When specifying combine Size ID Number and Material Suffix

Example: BP64SS for 6x4 Stainless Steel Back Panel

### Typical Series Designators: C - Disconnect Back Panel Dimensions

SIZE ID NUMBER	BA	BB	BK	BL	Panel Thickness BT	Panel Type	Hole Dia.	# of Holes	Weight (Steel) (suffix: CS)	Fits Typical Enclosure Size
BP2016CD	16.88 (429)	13.38 (340)	15.25 (387)	11.25 (286)	0.13 (2)	Formed	0.31 (8)	4	7.3 lbs.	20 x 16 Disconnect Enclosure
BP2412CD	20.88 (530)	9.38 (238)	19.25 (489)	7.25 (184)	0.13 (2)	Formed	0.50 (13)	4	6.5 lbs.	24 x 12 Disconnect Enclosure
BP2424CD	20.88 (530)	21.38 (543)	19.25 (489)	19.25 (489)	0.13 (2)	Formed	0.50 (13)	4	14 lbs.	24 x 24 Disconnect Enclosure
BP3024CD	26.88 (683)	21.38 (543)	25.25 (641)	19.25 (489)	0.13 (2)	Formed	0.50 (13)	4	19 lbs.	30 x 24 Disconnect Enclosure
BP3630CD	32.88 (835)	27.38 (695)	31.25 (794)	25.25 (641)	0.13 (2)	Formed	0.50 (13)	6	29 lbs.	36 x 30 Disconnect Enclosure

Caution: Metric units are for reference do not convert.

Note: Carbon Steel (CS) available only

## Enclosure Specific Accessories

### Typical Series Designation: N Series Back Panel Dimensions

SIZE ID NUMBER	BA	BB	BK	BL	BT (AL)	BT (SS)	BT (CS)	PANEL TYPE	HOLE DIA.	# OF HOLES	Weight (Aluminum) Suffix: AL	Weight (Stainless) Suffix: SS	Weight (Carbon Steel) Suffix: CS
BP1610	13.00 (330)	8.50 (216)	12.00 (305)	7.50 (191)	.080 (2)	.060 (2)	.105 (3)	Flat	0.31 (8)	4	1 lb	1.5 lbs	3.3 lbs
BP2016	17.00 (432)	13.00 (330)	15.25 (387)	11.25 (286)	.080 (2)	.060 (2)	.105 (3)	Flat	.50 (13)	4	2 lbs	3.7 lbs	6.7 lbs
BP2020	17.00 (432)	17.00 (432)	15.25 (387)	15.25 (387)	.080 (2)	.060 (2)	.105 (3)	Flat	.50 (13)	4	2.5 lbs	4 lbs	5.7 lbs
BP2412	21.00 (533)	9.00 (229)	19.25 (489)	7.25 (184)	.080 (2)	.060 (2)	.105 (3)	Flat	.50 (13)	4	1.5 lbs	5 lbs	8.7 lbs
BP2420	21.00 (533)	17.00 (432)	19.25 (489)	15.25 (387)	.13 (3)	.060 (2)	.105 (3)	Flat	.50 (13)	4	4.5 lbs	6 lbs	10.8 lbs
BP2424	21.00 (533)	21.00 (533)	19.25 (489)	19.25 (489)	.13 (3)	.060 (2)	.105 (3)	Flat	.50 (13)	4	5.5 lbs	7.4 lbs	13.4 lbs
BP3020	27.00 (686)	17.00 (432)	25.25 (641)	15.25 (387)	.13 (3)	.060 (2)	.105 (3)	Flat	.50 (13)	4	5.8 lbs	7.7 lbs	14 lbs
BP3024	27.00 (686)	21.00 (533)	25.25 (641)	19.25 (489)	.13 (3)	.060 (2)	.105 (3)	Flat	.50 (13)	4	7 lbs	9.6 lbs	17 lbs
BP3630	33.00 (838)	27.00 (686)	31.25 (794)	25.25 (641)	.13 (3)	.060 (2)	.105 (3)	Flat	.50 (13)	4	11 lbs	15.2 lbs	27 lbs
BP3636	31.00 (787)	33.00 (838)	29.00 (737)	31.00 (787)	.13 (3)	.060 (2)	.105 (3)	Formed	.50 (13)	6	14 lbs	18.5 lbs	33 lbs
BP4836	45.00 (1143)	33.00 (838)	43.25 (1099)	31.25 (794)	.13 (3)	.060 (2)	.105 (3)	Formed	.50 (13)	8	20 lbs	N/A	47 lbs
BP6036	57.00 (1448)	33.00 (838)	55.25 (1403)	31.25 (794)	.13 (3)	.105 (3)	.105 (3)	Formed	.50 (13)	8	25 lbs	N/A	60 lbs
BP7225	64.00 (1626)	21.00 (533)	62.00 (1575)	19.00 (483)	.13 (3)	.105 (3)	.105 (3)	Formed	.50 (13)	10	18.5 lbs	N/A	43 lbs
* BP7249	64.00 (1626)	22.00 (559)	62.00 (1575)	20.00 (508)	.13 (3)	.105 (3)	.105 (3)	Formed	.50 (13)	10	38 lbs	N/A	86 lbs
* BP7260	64.00 (1626)	27.50 (698)	62.00 (1575)	25.50 (648)	.13 (3)	.105 (3)	.105 (3)	Formed	.50 (13)	10	46 lbs	N/A	109 lbs

\* Set of two panels.

Caution: Metric units are for reference; do not convert.

Note: When specifying combine Size ID Number and Material Suffix

Example: BP1610CS for 16x10 Carbon Steel Back Panel

## Enclosure Specific Accessories – Control Series Back Panels

### Typical Series Designation: N Series Back Panel Dimensions

SIZE ID NUMBER	BA	BB	BK	BL	BT (AL)	BT (FG)	BT (SS)	BT (CS)	PANEL TYPE	HOLE DIA.	# OF HOLES	Weight (Aluminum) Suffix: AL	Weight (Stainless) Suffix: SS	Weight (Carbon Steel) Suffix: CS
BP3648*	31.00 (787)	22.00 (559)	29.00 (737)	20.00 (508)	0.125 (3)	0.25 (6)	0.060 (2)	0.105 (3)	Flat	0.500 (13)	8	1 lb.	N/A	3.3 lbs.
BP5442*	49.00 (1245)	19.00 (483)	47.00 (1194)	17.00 (432)	0.125 (3)	0.25 (6)	0.060 (2)	0.105 (3)	Formed	0.563 (14)	6	2 lbs.	N/A	6.7 lbs.
BP6024	57.00 (1448)	21.00 (533)	55.25 (1403)	19.25 (489)	0.125 (3)	0.25 (6)	0.060 (2)	0.105 (3)	Formed	0.563 (14)	6	2.5 lbs.	N/A	5.7 lbs.
BP6048*	52.50 (1334)	21.5 (546)	50.50 (1283)	19.50 (495)	0.125 (3)	0.25 (6)	0.060 (2)	0.105 (3)	Formed	0.563 (14)	10	1.5 lbs.	N/A	8.7 lbs.
BP6060*	52.50 (1334)	27.50 (699)	50.50 (1283)	25.50 (648)	0.125 (3)	0.25 (6)	0.060 (2)	0.105 (3)	Formed	0.563 (14)	10	4.5 lbs.	N/A	10.8 lbs.
BP6248*	54.50 (1384)	21.50 (546)	52.50 (1334)	19.50 (495)	0.125 (3)	0.25 (6)	0.060 (2)	0.105 (3)	Formed	0.563 (14)	10	5.5 lbs.	N/A	13.4 lbs.
BP6260*	54.50 (1384)	27.50 (699)	52.50 (1334)	25.50 (648)	0.125 (3)	0.25 (6)	0.060 (2)	0.105 (3)	Formed	0.563 (14)	10	5.8 lbs.	N/A	14 lbs.
BP7224	64.00 (1626)	20.00 (508)	62.00 (1575)	18.00 (457)	0.125 (3)	0.25 (6)	0.060 (2)	0.105 (3)	Formed	0.563 (14)	10	7 lbs.	N/A	17 lbs.
BP7230	64.00 (1626)	26.00 (660)	62.00 (1575)	24.00 (610)	0.125 (3)	0.25 (6)	0.060 (2)	0.105 (3)	Formed	0.563 (14)	10	11 lbs.	N/A	27 lbs.
BP7231	64.00 (1626)	27.00 (686)	62.00 (1575)	25.00 (635)	0.125 (3)	0.25 (6)	0.060 (2)	0.105 (3)	Formed	0.438 (11)	10	14 lbs.	N/A	N/A
BP7236	64.00 (1626)	32.00 (813)	62.00 (1575)	30.00 (762)	0.125 (3)	0.25 (6)	0.060 (2)	0.105 (3)	Formed	0.563 (14)	10	20 lbs.	N/A	47 lbs.
BP7237	64.00 (1626)	33.00 (838)	62.00 (1575)	31.00 (787)	0.125 (3)	0.25 (6)	0.060 (2)	0.105 (3)	Formed	0.563 (14)	10	25 lbs.	N/A	60 lbs.
BP7248*	64.00 (1626)	21.50 (546)	62.00 (1575)	19.50 (495)	0.125 (3)	0.25 (6)	0.060 (2)	0.105 (3)	Formed	0.563 (14)	10	18.5 lbs.	N/A	43 lbs.
BP7272*	64.00 (1626)	33.50 (851)	62.00 (1575)	31.50 (800)	0.125 (3)	0.25 (6)	0.060 (2)	0.105 (3)	Formed	0.563 (14)	10	38 lbs.	N/A	128 lbs.
BP7460*	66.00 (1676)	27.50 (699)	64.00 (1626)	25.50 (648)	0.125 (3)	0.25 (6)	0.060 (2)	0.105 (3)	Formed	0.563 (14)	10	46 lbs.	N/A	109 lbs.
BP7472*	66.00 (1676)	33.50 (851)	64.00 (1626)	31.50 (800)	0.125 (3)	0.25 (6)	0.060 (2)	0.105 (3)	Formed	0.563 (14)	10	60 lbs.	N/A	132 lbs.
BP9024	82.00 (2083)	20.00 (508)	80.00 (2032)	18.00 (457)	0.125 (3)	0.25 (6)	0.060 (2)	0.105 (3)	Formed	0.563 (14)	10	23 lbs.	N/A	49 lbs.
BP9036	82.00 (2083)	32.00 (813)	80.00 (2032)	30.00 (762)	0.125 (3)	0.25 (6)	0.060 (2)	0.105 (3)	Formed	0.563 (14)	10	36 lbs.	N/A	79 lbs.
BP9048*	82.00 (2083)	21.5 (546)	80.00 (2032)	19.50 (495)	0.125 (3)	0.25 (6)	0.060 (2)	0.105 (3)	Formed	0.563 (14)	10	48 lbs.	N/A	105 lbs.
BP9072*	82.00 (2083)	33.50 (851)	80.00 (2032)	31.50 (800)	0.125 (3)	0.25 (6)	0.060 (2)	0.105 (3)	Formed	0.563 (14)	10	72 lbs.	N/A	164 lbs.

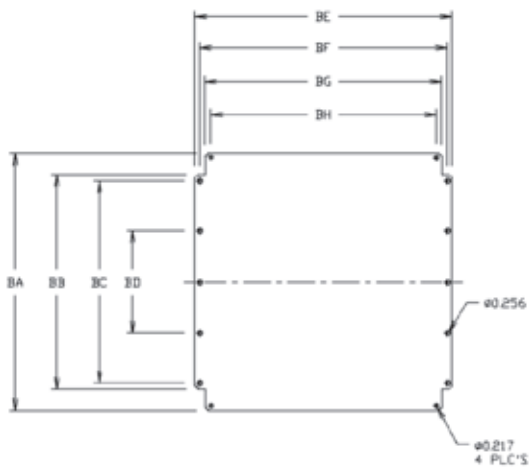
\* Set of two panels.

Caution: Metric units are for reference; do not convert.

Note: When specifying combine Size ID Number and Material Suffix

Example: BP1610CS for 16x10 Carbon Steel Back Panel

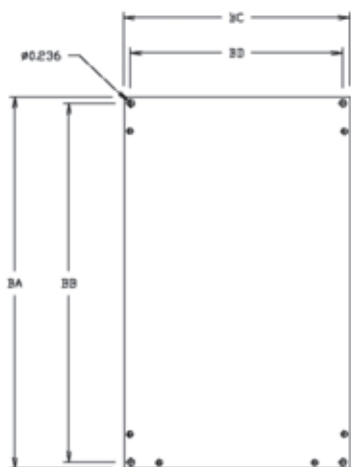
## Enclosure Specific Accessories – DuraBoxx Back Panels



### DuraBoxx® D Series Back Panel Dimensions

BACK PANEL MODEL NO.	BA	BB	BC	BD	BE	BF	BG	BH	# OF HOLES
D333BP	2.48 (63)	1.02 (26)	N/A	N/A	2.68 (68)	2.28 (58)	1.85 (47)	N/A	2
D342BP	2.44 (62)	1.26 (32)	N/A	N/A	3.82 (97)	3.50 (89)	3.27 (83)	N/A	2
D554BP	4.21 (107)	2.44 (62)	2.05 (52)	N/A	4.29 (109)	3.74 (95)	3.39 (86)	2.83 (72)	6
D594BP	4.21 (107)	2.44 (62)	2.05 (52)	N/A	8.15 (207)	7.60 (193)	7.24 (184)	6.69 (170)	6
D774BP	5.67 (144)	3.43 (87)	2.99 (76)	N/A	5.67 (144)	5.20 (132)	4.61 (117)	4.02 (102)	6
D7114BP	5.67 (144)	3.43 (87)	2.99 (76)	N/A	9.61 (244)	9.13 (232)	8.54 (217)	7.95 (202)	6
D10105BP	9.17 (233)	6.93 (176)	3.94 (100)	N/A	9.37 (238)	8.94 (227)	8.31 (211)	7.72 (196)	6
D10165BP	9.17 (233)	6.93 (176)	3.94 (100)	N/A	15.08 (383)	14.65 (372)	14.02 (356)	13.43 (341)	6
D14144BP	13.54 (344)	11.30 (287)	10.63 (270)	5.35 (136)	13.54 (344)	13.07 (332)	12.48 (317)	11.89 (302)	10
D16165BP	15.28 (388)	13.03 (331)	9.84 (250)	N/A	15.04 (382)	14.65 (372)	13.98 (355)	13.43 (341)	6

Caution: Metric units are for reference; do not convert.



### DuraBoxx® DL Series Back Panel Dimensions

BACK PANEL MODEL NO.	BA	BB	BC	BD	# OF HOLES
DL18127BP	13.94 (354)	13.46 (342)	8.46 (215)	7.95 (202)	4
DL18168BP	14.80 (376)	14.25 (362)	12.83 (326)	12.24 (311)	4
DL24168BP	21.89 (556)	21.34 (542)	14.84 (377)	14.21 (361)	4

Caution: Metric units are for reference; do not convert.