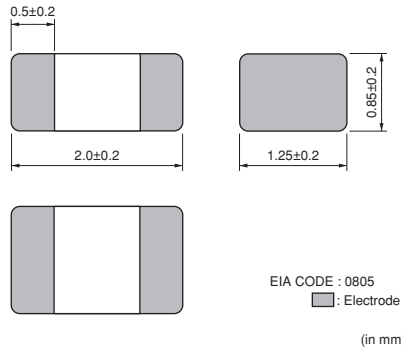


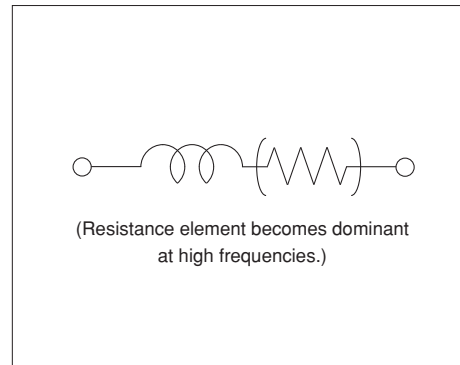
For Automotive Chip Ferrite Bead for Automotive

BLM21P Series (0805 Size)

■ Dimensions



■ Equivalent Circuit



■ Packaging

Code	Packaging	Minimum Quantity
D	180mm Paper Tape	4000
J	330mm Paper Tape	10000
B	Bulk(Bag)	1000

■ Rated Value (□: packaging code)

Part Number	Impedance (at 100MHz/20°C)	Impedance (at 1GHz/20°C)	Rated Current	DC Resistance	Operating Temperature Range
BLM21PG220SH1□	22ohm ±25%	-	6000mA	0.009ohm max.	-55 to +125°C
BLM21PG300SH1□	30ohm (Typ.)	-	4000mA	0.014ohm max.	-55 to +125°C
BLM21PG600SH1□	60ohm ±25%	-	3500mA	0.02ohm max.	-55 to +125°C
BLM21PG121SH1□	120ohm ±25%	-	3000mA	0.03ohm max.	-55 to +125°C
BLM21PG221SH1□	220ohm ±25%	-	2000mA	0.045ohm max.	-55 to +125°C
BLM21PG331SH1□	330ohm ±25%	-	1500mA	0.07ohm max.	-55 to +125°C

Number of Circuits: 1

Continued on the following page.

● This data sheet is applied for CHIP FERRITE BEAD used for Automotive Electronics equipment for your design.

⚠ Note:

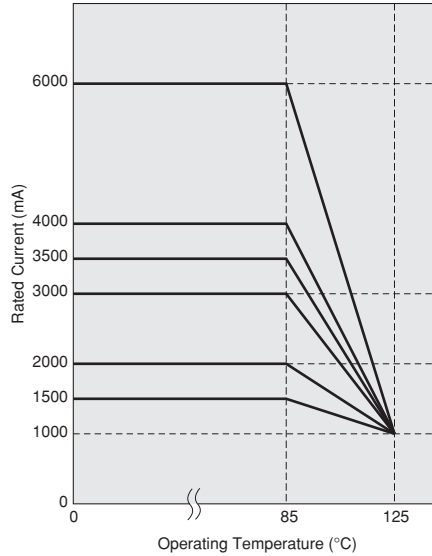
1. This datasheet is downloaded from the website of Murata Manufacturing co., ltd. Therefore, it's specifications are subject to change or our products in it may be discontinued without advance notice. Please check with our sales representatives or product engineers before ordering.
2. This datasheet has only typical specifications because there is no space for detailed specifications. Therefore, please approve our product specifications or transact the approval sheet for product specifications before ordering.

Continued from the preceding page.

Derating of Rated Current

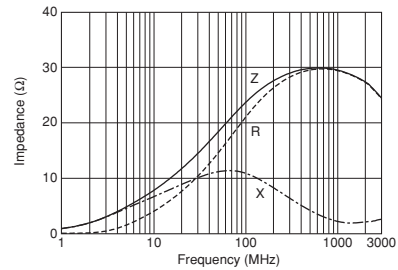
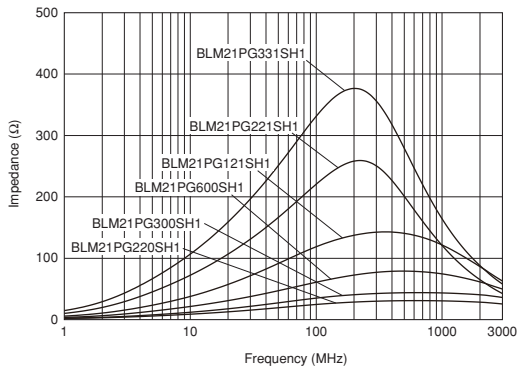
In operating temperature exceeding +85°C, derating of current is necessary for BLM21PG series. Please apply the derating curve shown in chart according to the operating temperature.

Derating of Rated Current



Impedance-Frequency Characteristics (Main Items)

Impedance-Frequency Characteristics BLM21PG220SH1



Continued on the following page.

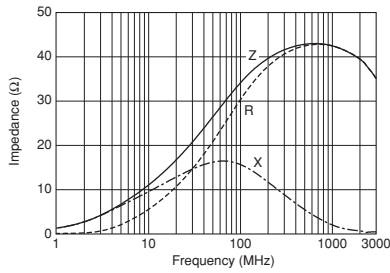
This data sheet is applied for CHIP FERRITE BEAD used for Automotive Electronics equipment for your design.

Note:

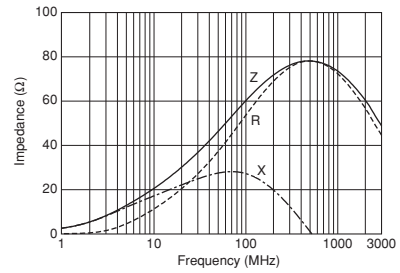
- This datasheet is downloaded from the website of Murata Manufacturing co., ltd. Therefore, it's specifications are subject to change or our products in it may be discontinued without advance notice. Please check with our sales representatives or product engineers before ordering.
- This datasheet has only typical specifications because there is no space for detailed specifications. Therefore, please approve our product specifications or transact the approval sheet for product specifications before ordering.

Continued from the preceding page.

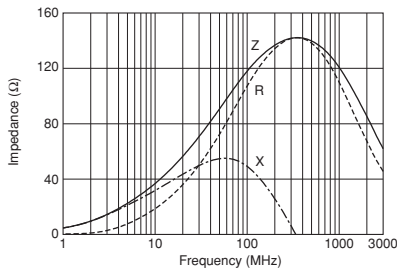
Impedance-Frequency Characteristics
BLM21PG300SH1



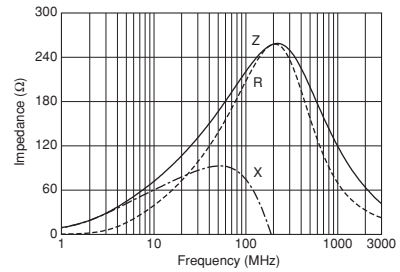
Impedance-Frequency Characteristics
BLM21PG600SH1



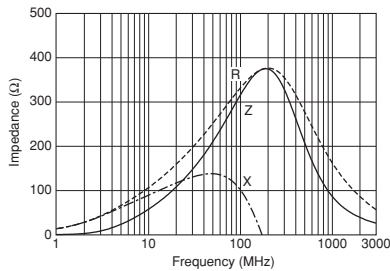
Impedance-Frequency Characteristics
BLM21PG121SH1



Impedance-Frequency Characteristics
BLM21PG221SH1



Impedance-Frequency Characteristics
BLM21PG331SH1




Continued on the following page.

● This data sheet is applied for CHIP FERRITE BEAD used for Automotive Electronics equipment for your design.

Note:

1. This datasheet is downloaded from the website of Murata Manufacturing co., ltd. Therefore, it's specifications are subject to change or our products in it may be discontinued without advance notice. Please check with our sales representatives or product engineers before ordering.
2. This datasheet has only typical specifications because there is no space for detailed specifications. Therefore, please approve our product specifications or transact the approval sheet for product specifications before ordering.

 Continued from the preceding page.

■ Caution/Notice

Caution (Rating)

1. Do not use products beyond the rated current as this may create excessive heat and deteriorate the insulation resistance.
2. Be sure to provide an appropriate fail-safe function on your product to prevent a second damage that may be caused by the abnormal function or the failure our product.

Notice

Solderability of Tin plating termination chip might be deteriorated when low temperature soldering profile where peak solder temperature is below the Tin melting point is used. Please confirm the solderability of Tin plating termination chip before use.

● This data sheet is applied for CHIP FERRITE BEAD used for Automotive Electronics equipment for your design.

Note:

1. This datasheet is downloaded from the website of Murata Manufacturing co., ltd. Therefore, it's specifications are subject to change or our products in it may be discontinued without advance notice. Please check with our sales representatives or product engineers before ordering.
2. This datasheet has only typical specifications because there is no space for detailed specifications. Therefore, please approve our product specifications or transact the approval sheet for product specifications before ordering.