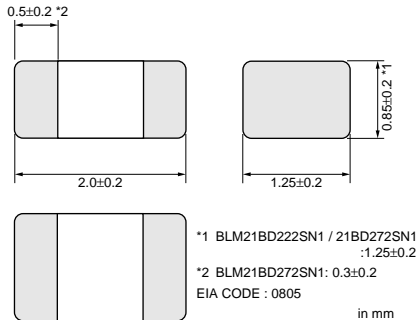


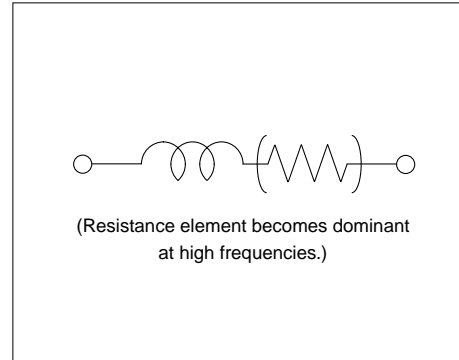
Chip EMIFIL[®] Inductor Type Chip Ferrite Beads

BLM21B Series (0805 Size)

Dimension



Equivalent Circuit



Packaging

Code	Packaging	Minimum Quantity
D	180mm Paper Tape	4000
J	330mm Paper Tape	10000
B	Bulk(Bag)	1000

• Only applied to BLM21BD222SN1/21BD272SN1

Code	Packaging	Minimum Quantity
L	180mm Plastic Tape	3000
K	330mm Plastic Tape	10000
B	Bulk(Bag)	1000

Rated Value (□: packaging code)

Part Number	Impedance (at 100MHz/20°C)	Impedance (at 1GHz/20°C)	Rated Current	DC Resistance(max.)	Operating Temperature Range	Number of Circuits
BLM21BB050SN1□	5ohm±25%	-	500mA	0.07ohm	-55°C to +125°C	1
BLM21BB600SN1□	60ohm±25%	-	200mA	0.20ohm	-55°C to +125°C	1
BLM21BB750SN1□	75ohm±25%	-	200mA	0.25ohm	-55°C to +125°C	1
BLM21BB121SN1□	120ohm±25%	-	200mA	0.25ohm	-55°C to +125°C	1
BLM21BD121SN1□	120ohm±25%	-	200mA	0.25ohm	-55°C to +125°C	1
BLM21BB151SN1□	150ohm±25%	-	200mA	0.25ohm	-55°C to +125°C	1
BLM21BD151SN1□	150ohm±25%	-	200mA	0.25ohm	-55°C to +125°C	1
BLM21BB201SN1□	200ohm±25%	-	200mA	0.35ohm	-55°C to +125°C	1
BLM21BB221SN1□	220ohm±25%	-	200mA	0.35ohm	-55°C to +125°C	1
BLM21BD221SN1□	220ohm±25%	-	200mA	0.25ohm	-55°C to +125°C	1
BLM21BB331SN1□	330ohm±25%	-	200mA	0.40ohm	-55°C to +125°C	1
BLM21BD331SN1□	330ohm±25%	-	200mA	0.30ohm	-55°C to +125°C	1
BLM21BD421SN1□	420ohm±25%	-	200mA	0.30ohm	-55°C to +125°C	1
BLM21BB471SN1□	470ohm±25%	-	200mA	0.45ohm	-55°C to +125°C	1
BLM21BD471SN1□	470ohm±25%	-	200mA	0.35ohm	-55°C to +125°C	1
BLM21BD601SN1□	600ohm±25%	-	200mA	0.35ohm	-55°C to +125°C	1
BLM21BD751SN1□	750ohm±25%	-	200mA	0.40ohm	-55°C to +125°C	1
BLM21BD102SN1□	1000ohm±25%	-	200mA	0.40ohm	-55°C to +125°C	1
BLM21BD152SN1□	1500ohm±25%	-	200mA	0.45ohm	-55°C to +125°C	1

Continued on the following page.

● This data sheet is applied for CHIP FERRITE BEAD used for General Electronics equipment for your design.

Note:

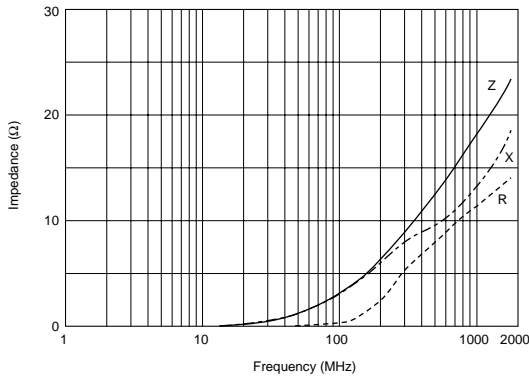
- This datasheet is downloaded from the website of Murata Manufacturing co., Ltd. Therefore, it's specifications are subject to change or our products in it may be discontinued without advance notice. Please check with our sales representatives or product engineers before ordering.
- This datasheet has only typical specifications because there is no space for detailed specifications. Therefore, please approve our product specifications or transact the approval sheet for product specifications before ordering.

Continued from the preceding page.

Part Number	Impedance (at 100MHz/20°C)	Impedance (at 1GHz/20°C)	Rated Current	DC Resistance(max.)	Operating Temperature Range	Number of Circuits
BLM21BD182SN1 □	1800ohm±25%	-	200mA	0.50ohm	-55°C to +125°C	1
BLM21BD222TN1 □	2200ohm±25%	-	200mA	0.60ohm	-55°C to +125°C	1
BLM21BD222SN1 □	2250ohm(Typ.)	-	200mA	0.60ohm	-55°C to +125°C	1
BLM21BD272SN1 □	2700ohm±25%	-	200mA	0.80ohm	-55°C to +125°C	1

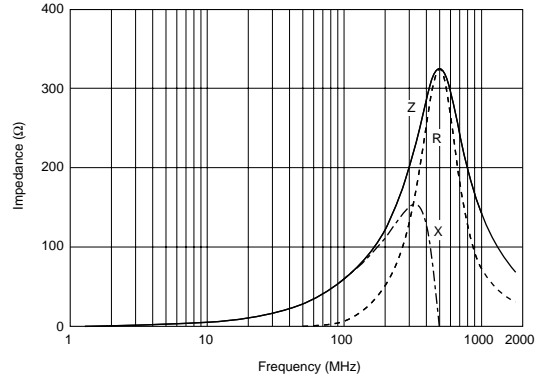
■ Impedance-Frequency Characteristics

BLM21BB050SN1



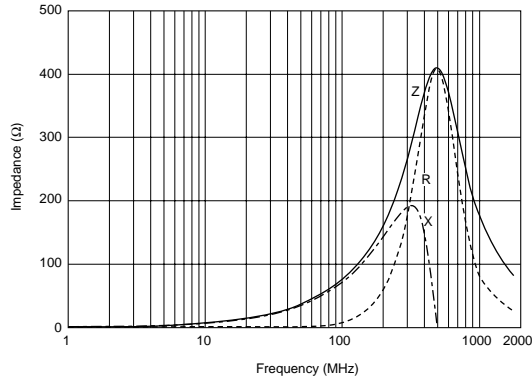
■ Impedance-Frequency Characteristics

BLM21BB600SN1



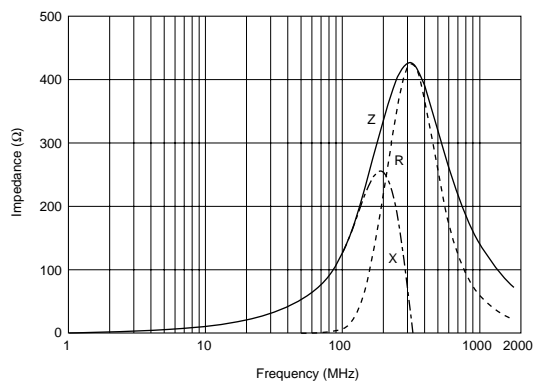
■ Impedance-Frequency Characteristics

BLM21BB750SN1



■ Impedance-Frequency Characteristics

BLM21BB121SN1



Continued on the following page. ↗

● This data sheet is applied for CHIP FERRITE BEAD used for General Electronics equipment for your design.

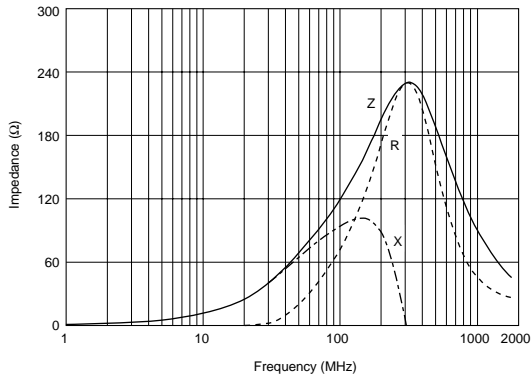
⚠ Note:

1. This datasheet is downloaded from the website of Murata Manufacturing co., ltd. Therefore, it's specifications are subject to change or our products in it may be discontinued without advance notice. Please check with our sales representatives or product engineers before ordering.
2. This datasheet has only typical specifications because there is no space for detailed specifications. Therefore, please approve our product specifications or transact the approval sheet for product specifications before ordering.

Continued from the preceding page.

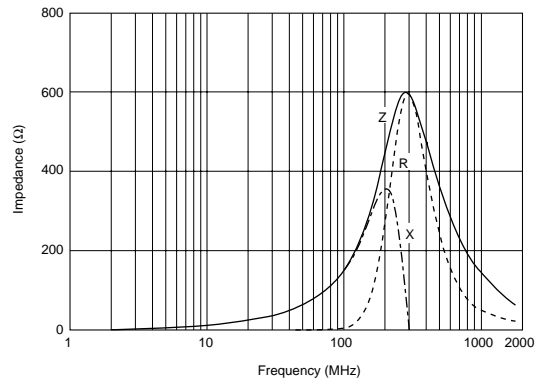
■ Impedance-Frequency Characteristics

BLM21BD121SN1



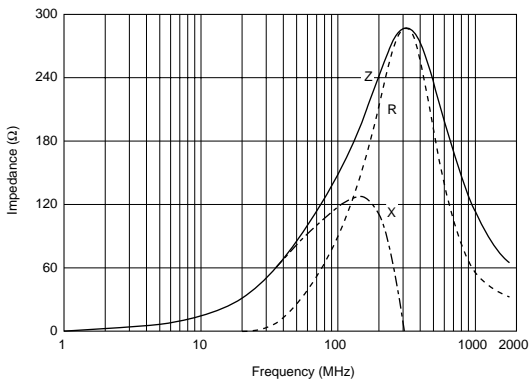
■ Impedance-Frequency Characteristics

BLM21BB151SN1



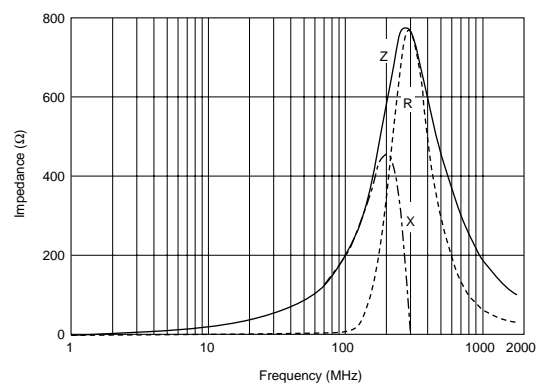
■ Impedance-Frequency Characteristics

BLM21BD151SN1



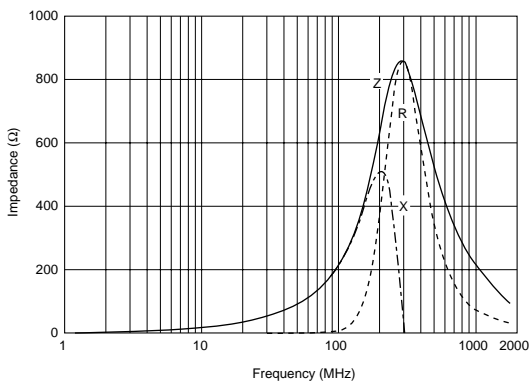
■ Impedance-Frequency Characteristics

BLM21BB201SN1



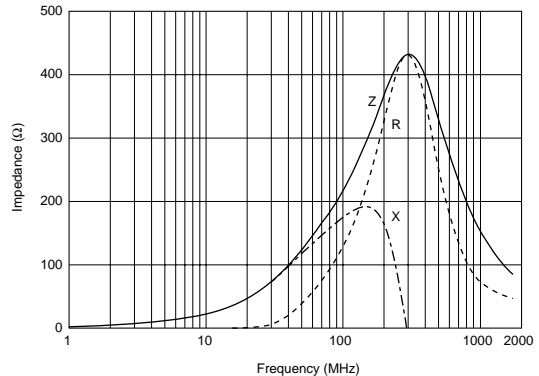
■ Impedance-Frequency Characteristics

BLM21BB221SN1



■ Impedance-Frequency Characteristics

BLM21BD221SN1



Continued on the following page. ↗

● This data sheet is applied for CHIP FERRITE BEAD used for General Electronics equipment for your design.

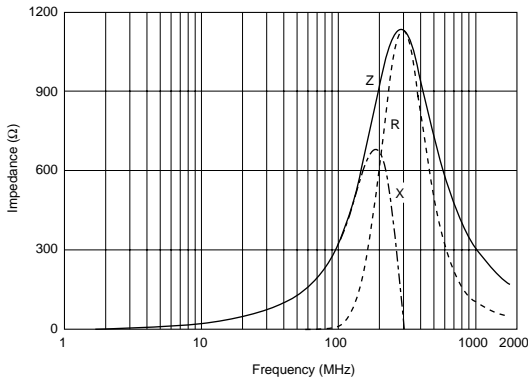
⚠ Note:

1. This datasheet is downloaded from the website of Murata Manufacturing co., Ltd. Therefore, it's specifications are subject to change or our products in it may be discontinued without advance notice. Please check with our sales representatives or product engineers before ordering.
2. This datasheet has only typical specifications because there is no space for detailed specifications. Therefore, please approve our product specifications or transact the approval sheet for product specifications before ordering.

Continued from the preceding page.

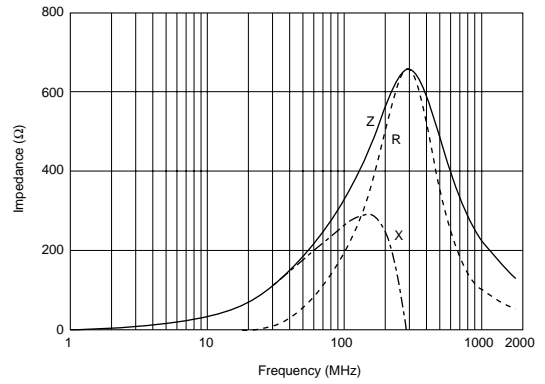
■ Impedance-Frequency Characteristics

BLM21BB331SN1



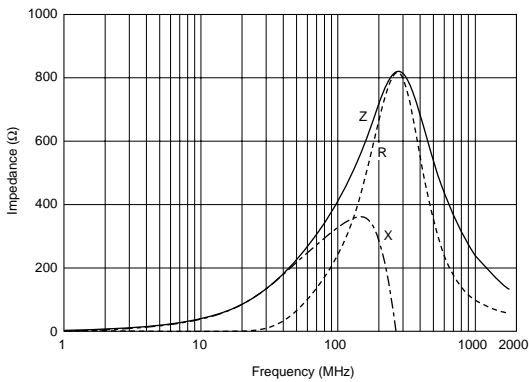
■ Impedance-Frequency Characteristics

BLM21BD331SN1



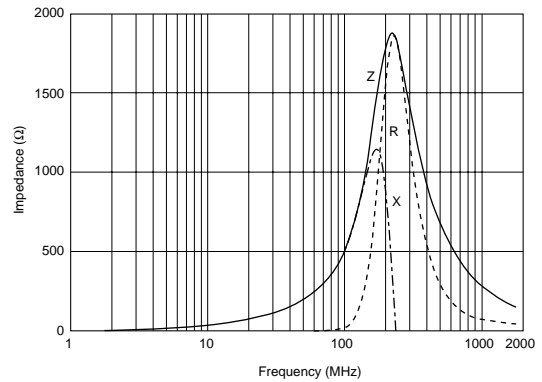
■ Impedance-Frequency Characteristics

BLM21BD421SN1



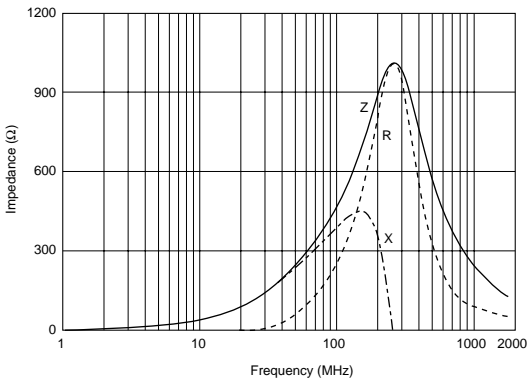
■ Impedance-Frequency Characteristics

BLM21BB471SN1



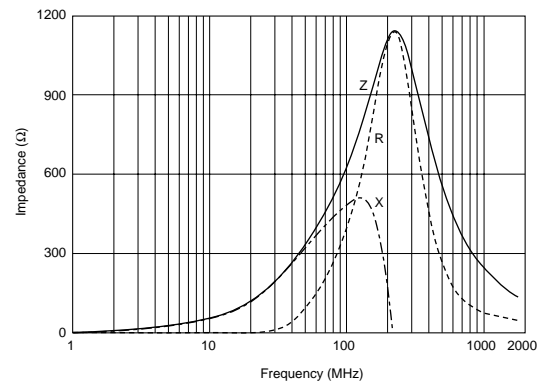
■ Impedance-Frequency Characteristics

BLM21BD471SN1



■ Impedance-Frequency Characteristics

BLM21BD601SN1



Continued on the following page. ↗

● This data sheet is applied for CHIP FERRITE BEAD used for General Electronics equipment for your design.

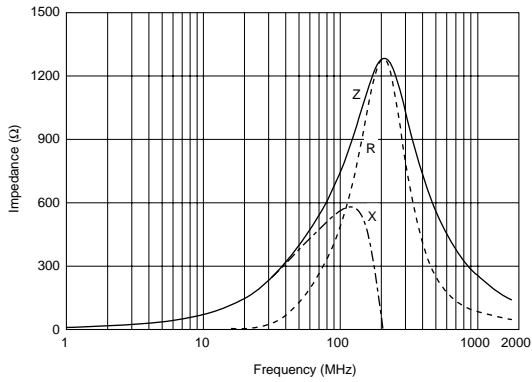
⚠ Note:

1. This datasheet is downloaded from the website of Murata Manufacturing co., Ltd. Therefore, it's specifications are subject to change or our products in it may be discontinued without advance notice. Please check with our sales representatives or product engineers before ordering.
2. This datasheet has only typical specifications because there is no space for detailed specifications. Therefore, please approve our product specifications or transact the approval sheet for product specifications before ordering.

Continued from the preceding page.

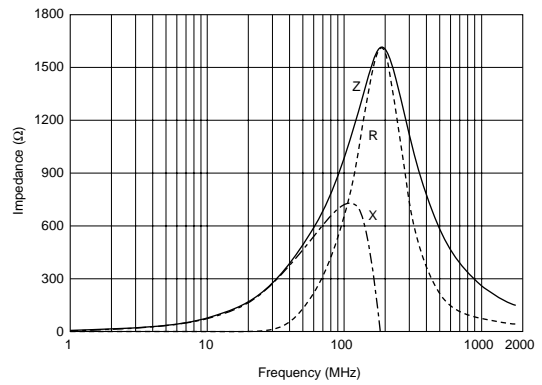
■ Impedance-Frequency Characteristics

BLM21BD751SN1



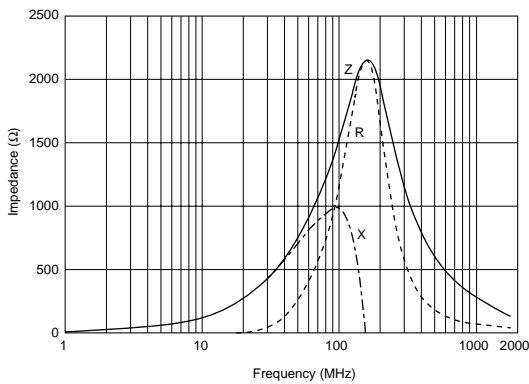
■ Impedance-Frequency Characteristics

BLM21BD102SN1



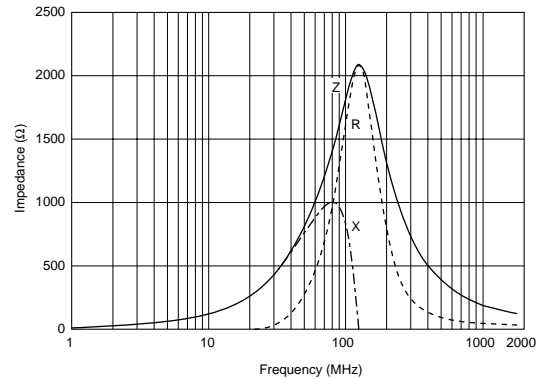
■ Impedance-Frequency Characteristics

BLM21BD152SN1



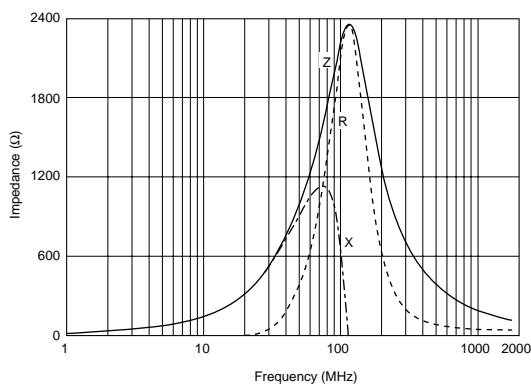
■ Impedance-Frequency Characteristics

BLM21BD182SN1



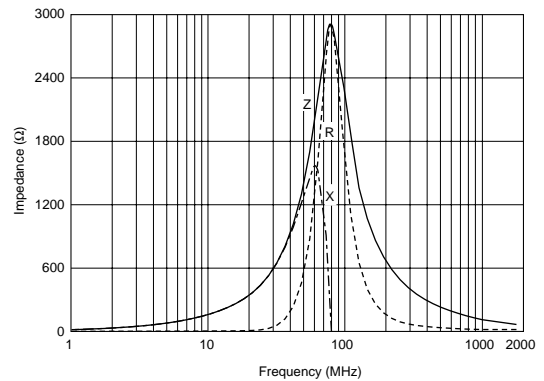
■ Impedance-Frequency Characteristics

BLM21BD222TN1



■ Impedance-Frequency Characteristics

BLM21BD222SN1



Continued on the following page. ↗

● This data sheet is applied for CHIP FERRITE BEAD used for General Electronics equipment for your design.

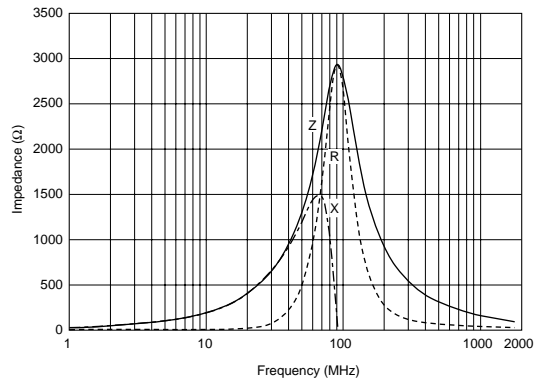
⚠ Note:

1. This datasheet is downloaded from the website of Murata Manufacturing co., Ltd. Therefore, it's specifications are subject to change or our products in it may be discontinued without advance notice. Please check with our sales representatives or product engineers before ordering.
2. This datasheet has only typical specifications because there is no space for detailed specifications. Therefore, please approve our product specifications or transact the approval sheet for product specifications before ordering.

Continued from the preceding page.

Impedance-Frequency Characteristics

BLM21BD272SN1



Caution/Notice

Caution (Rating)

Do not use products beyond the rated current and rated voltage as this may create excessive heat and deteriorate the insulation resistance.

Notice

Solderability of Tin plating termination chip might be deteriorated when low temperature soldering profile where peak solder temperature is below the Tin melting point is used. Please confirm the solderability of Tin plating termination chip before use.

● This data sheet is applied for CHIP FERRITE BEAD used for General Electronics equipment for your design.

Note:

1. This datasheet is downloaded from the website of Murata Manufacturing co., Ltd. Therefore, it's specifications are subject to change or our products in it may be discontinued without advance notice. Please check with our sales representatives or product engineers before ordering.
2. This datasheet has only typical specifications because there is no space for detailed specifications. Therefore, please approve our product specifications or transact the approval sheet for product specifications before ordering.