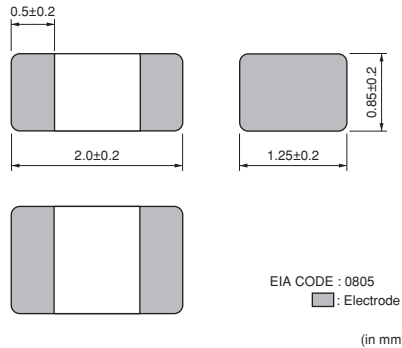


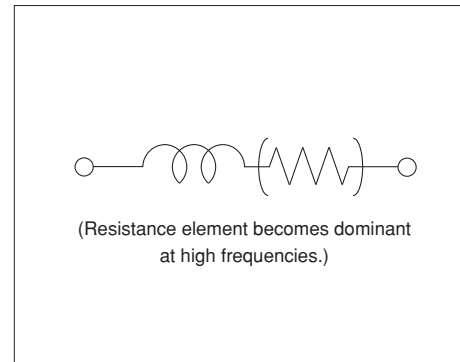
# For Automotive Chip Ferrite Bead for Automotive

## BLM21A Series (0805 Size)

### ■ Dimensions



### ■ Equivalent Circuit



### ■ Packaging

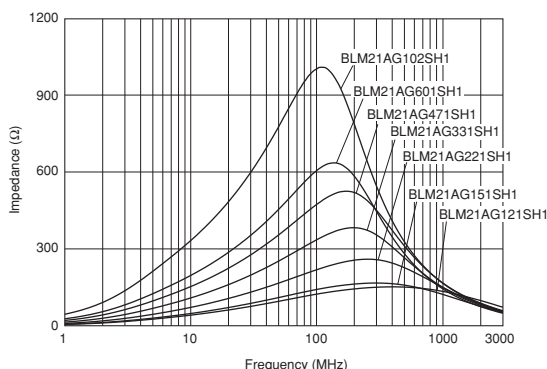
Code	Packaging	Minimum Quantity
D	180mm Paper Tape	4000
J	330mm Paper Tape	10000
B	Bulk(Bag)	1000

### ■ Rated Value (□: packaging code)

Part Number	Impedance (at 100MHz/20°C)	Impedance (at 1GHz/20°C)	Rated Current	DC Resistance	Operating Temperature Range
BLM21AG121SH1□	120ohm ±25%	-	800mA	0.1ohm max.	-55 to +125°C
BLM21AG151SH1□	150ohm ±25%	-	800mA	0.1ohm max.	-55 to +125°C
BLM21AG221SH1□	220ohm ±25%	-	800mA	0.13ohm max.	-55 to +125°C
BLM21AG331SH1□	330ohm ±25%	-	700mA	0.16ohm max.	-55 to +125°C
BLM21AG471SH1□	470ohm ±25%	-	700mA	0.19ohm max.	-55 to +125°C
BLM21AG601SH1□	600ohm ±25%	-	600mA	0.21ohm max.	-55 to +125°C
BLM21AG102SH1□	1000ohm ±25%	-	500mA	0.28ohm max.	-55 to +125°C

Number of Circuits: 1

### ■ Impedance-Frequency Characteristics (Main Items)



Continued on the following page.

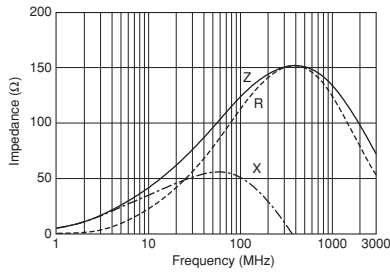
● This data sheet is applied for CHIP FERRITE BEAD used for Automotive Electronics equipment for your design.

### ⚠ Note:

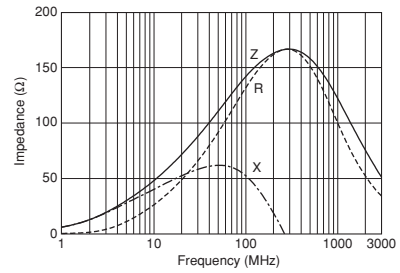
- This datasheet is downloaded from the website of Murata Manufacturing co., ltd. Therefore, it's specifications are subject to change or our products in it may be discontinued without advance notice. Please check with our sales representatives or product engineers before ordering.
- This datasheet has only typical specifications because there is no space for detailed specifications. Therefore, please approve our product specifications or transact the approval sheet for product specifications before ordering.

Continued from the preceding page.

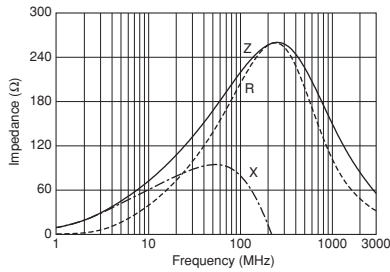
**Impedance-Frequency Characteristics**  
**BLM21AG121SH1**



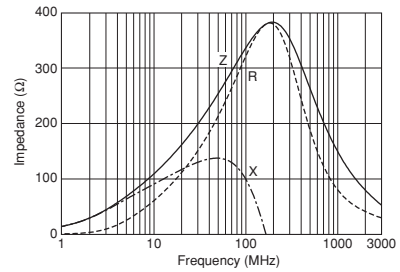
**Impedance-Frequency Characteristics**  
**BLM21AG151SH1**



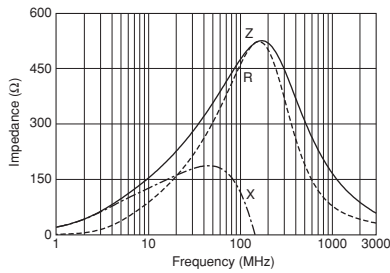
**Impedance-Frequency Characteristics**  
**BLM21AG221SH1**



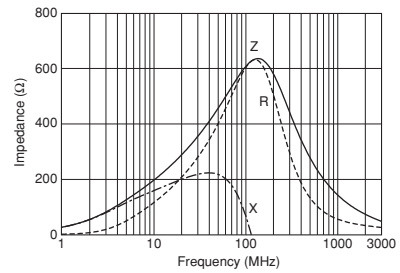
**Impedance-Frequency Characteristics**  
**BLM21AG331SH1**



**Impedance-Frequency Characteristics**  
**BLM21AG471SH1**



**Impedance-Frequency Characteristics**  
**BLM21AG601SH1**




Continued on the following page.

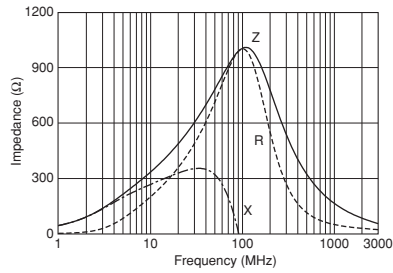
● This data sheet is applied for CHIP FERRITE BEAD used for Automotive Electronics equipment for your design.

**Note:**

1. This datasheet is downloaded from the website of Murata Manufacturing co., ltd. Therefore, it's specifications are subject to change or our products in it may be discontinued without advance notice. Please check with our sales representatives or product engineers before ordering.
2. This datasheet has only typical specifications because there is no space for detailed specifications. Therefore, please approve our product specifications or transact the approval sheet for product specifications before ordering.

 Continued from the preceding page.

## ■ Impedance-Frequency Characteristics BLM21AG102SH1



## ■ ⚠ Caution/Notice

### ⚠ Caution (Rating)

1. Do not use products beyond the rated current as this may create excessive heat and deteriorate the insulation resistance.
2. Be sure to provide an appropriate fail-safe function on your product to prevent a second damage that may be caused by the abnormal function or the failure our product.

### Notice

Solderability of Tin plating termination chip might be deteriorated when low temperature soldering profile where peak solder temperature is below the Tin melting point is used. Please confirm the solderability of Tin plating termination chip before use.

● This data sheet is applied for CHIP FERRITE BEAD used for Automotive Electronics equipment for your design.

### ⚠ Note:

1. This datasheet is downloaded from the website of Murata Manufacturing co., ltd. Therefore, it's specifications are subject to change or our products in it may be discontinued without advance notice. Please check with our sales representatives or product engineers before ordering.
2. This datasheet has only typical specifications because there is no space for detailed specifications. Therefore, please approve our product specifications or transact the approval sheet for product specifications before ordering.