

# BLM03EB500SH1#

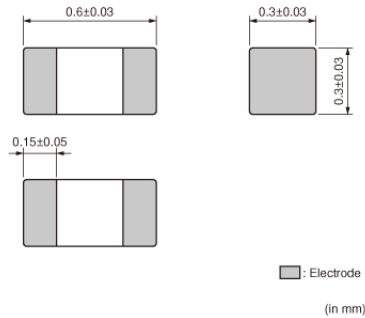
“#” indicates a package specification code.



< List of part numbers with package codes >

BLM03EB500SH1B BLM03EB500SH1D BLM03EB500SH1J

## Appearance & Shape



## Features

1. Horizontal winding inner coil structure enables low storage capacitance which result to high noise suppression performance. Effective in LTE range up to 2.6GHz from 700MHz.
2. Low DC Resistance. Large Rated Current.
3. The small size of BLM03E series (0.6x0.3mm) is suitable for noise suppression in small equipment such as cellular phones.

## Applications

Automotive Usage	Powertrain/Safety
------------------	-------------------

## Packaging Information

Packaging	Specifications	Minimum Order Quantity
B	Bulk(Bag)	1000
D	180mm Paper Tape	15000
J	330mm Paper Tape	50000

### Attention

- 1.This datasheet is downloaded from the website of Murata Manufacturing Co., Ltd. Therefore, it's specifications are subject to change or our products in it may be discontinued without advance notice. Please check with our sales representatives or product engineers before ordering.
- 2.This datasheet has only typical specifications because there is no space for detailed specifications. Therefore, please review our product specifications or consult the approval sheet for product specifications before ordering.

# BLM03EB500SH1#

“#” indicates a package specification code.



## Specifications

Shape	SMD	Mass(typ.)	0.3mg
Size Code (in mm)	0603	Number of Circuit	1
Size Code (in inch)	0201		
Length	0.6mm		
Length Tolerance	±0.03mm		
Width	0.3mm		
Width Tolerance	±0.03mm		
Thickness	0.3mm		
Thickness Tolerance	±0.03mm		
Impedance (at 100MHz)	50Ω		
Impedance (at 100MHz) Tolerance	±25%		
Impedance (at 1GHz)	255Ω		
Impedance (at 1GHz) Tolerance	±40%		
Rated Current (at 85°C)	400mA		
Rated Current (at 125°C)	300mA		
DC Resistance(max.)	0.58Ω		
Operating Temperature Range	-55°C to 125°C		

### Attention

1.This datasheet is downloaded from the website of Murata Manufacturing Co., Ltd. Therefore, it's specifications are subject to change or our products in it may be discontinued without advance notice. Please check with our sales representatives or product engineers before ordering.

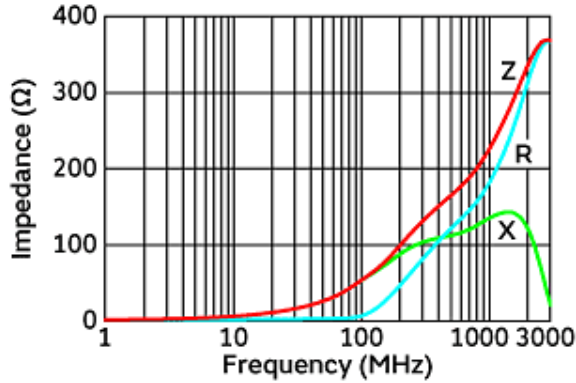
2.This datasheet has only typical specifications because there is no space for detailed specifications.

Therefore, please review our product specifications or consult the approval sheet for product specifications before ordering.

# BLM03EB500SH1#

“#” indicates a package specification code.

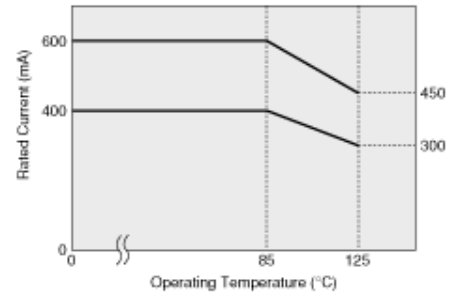
## Product Data



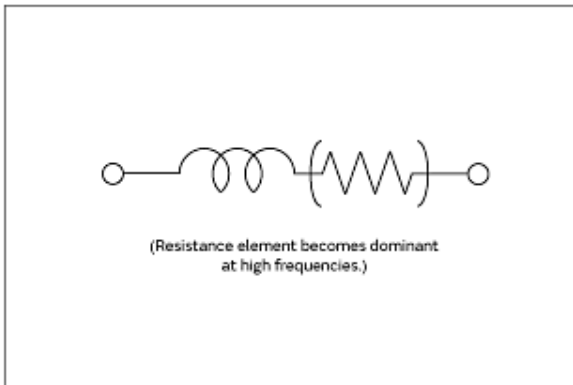
Impedance-Frequency Characteristics

In operating temperature exceeding +85°C, derating of current is necessary for BLM03E series. Please apply the derating curve shown in chart according to the operating temperature.

Derating of Rated Current



Derating of Rated Current



Equivalent Circuit

**Attention**

- 1.This datasheet is downloaded from the website of Murata Manufacturing Co., Ltd. Therefore, it's specifications are subject to change or our products in it may be discontinued without advance notice. Please check with our sales representatives or product engineers before ordering.
- 2.This datasheet has only typical specifications because there is no space for detailed specifications. Therefore, please review our product specifications or consult the approval sheet for product specifications before ordering.